宁波欧乐机械有限公司
NINGBO OULE MACHINE CO., LTD.

宁波德克刀具有限公司
NINGBO DEREK TOOLS CO.,LTD.

营销总部 SALES CENTER
地址: 浙江省宁波市鄞州区鄞县大道1357号广博国贸中心23楼
Add: 23th Floor, Guangbo Bld, No.1357, Middle section of Yinxian Ave, Yinzhou, Ningbo, Zhejiang
电话/ Tel: 0574-26286999 26287770/71/73/76
传真/ Fax: 0574-26283999
邮箱/ E-mail: sales@derekmetal.com
网址/ Web: www.derekmetal.com

国际贸易 OVERSEAS
电话/ Tel: +86-574-26287772
邮箱/ E-mail: sales1@derekmetal.com
网址/ Web: www.derektools.com

江苏分部 JIANGSU BRANCH
电话/ Tel: 0512-57777308 57777309
传真/ Fax: 0512-57777309

广东分部 GUANGDONG BRANCH
电话/ Tel: 0769-81199996 85305802
传真/ Fax: 0769-81199995

我们保留技术更新、改善产品权利
We reserve the rights to update the products specification without prior notice.

DEREK 德克刀具

综合样本

2023年



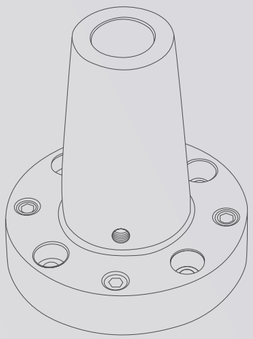

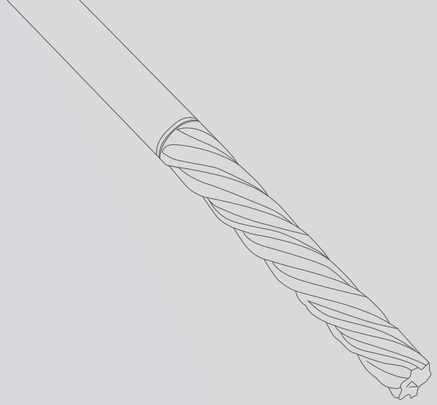

DEREK

TOOLING SYSTEM

同德协力
攻无不克
Conquering all difficulties

ABOUT DEREK
德克简介

宁波欧乐机械有限公司及宁波德克刀具有限公司为“DEREK”刀具品牌在国内的制造加工企业及营销中心，并在中国宁波设有占地 25 亩的一期工厂加工区及占地 30 亩的二期工厂加工区。

公司自 1993 年成立至今，20 多年专注于研发，是国内极少数拥有完整数控刀具现代化生产线的制造企业，拥有 30 多项核心专利，多项国际认证，享誉海内外客户及业内同行！

Ningbo Oule Machine Co., Ltd., established in 1993, is the research and manufacturing center of Derek Tools and specialized in CNC milling cutters, turning tools, tool holders, and boring tools. Our mission is to provide high quality products and a-class service, including providing our customers with tools solution, helping them get smooth production.


工厂1
Factory Ⅰ


工厂2
Factory Ⅱ


工厂3
Factory Ⅲ


检测部
Testing Dept.

德克刀具每款产品都承载着“制造一流产品、提供一流服务”企业宗旨，“为客户提供数控刀具整体解决方案、助其更好的服务市场以获得全球性的成功”是德克刀具的企业诉求 。

通过不断技术革新，德克刀具客户遍布70多个国家和地区，建立了初步的全球营销网络！通过大量专业人才和先进的高科技生产检测设备，在先进管理理念和国际质量体系的引导下，通过公司全体员工的智慧和不断辛勤努力开发的德克刀具以其新颖的结构、精湛的工艺、优越的性能，德克刀具获得了客户的一致好评和广泛认同。

We work with the most experienced engineers in high precise tools area, and we have the testing equipments to make sure our tools are qualified. During the past years, we focused on the further development, working with high-tech research institutions all over the world. With our efforts, we won an award of patent of 0.002mm precision adjustmet for FBH micro boring tools. Meanwhile, we improved the whole factory management level. Today, Derek enjoys good reputation among the CNC tools field.

高新技术企业





INDEX 目录

镗刀系列 BORING TOOLS A01-A75

			
A01-A20	精镗刀 Micro boring		
A21-A44	粗镗刀 Rough boring		
A45-A56	镗头刀柄 Boring holder		
A57-A68	非标刀具 Customized tools		
A69-A75	技术资料 Technical Data		

镗刀系列 BORING TOOLS B01-B17

			
B01-B03	阻尼减振镗刀系列 Anti-vibration boring system		
B04	阻尼减振平面铣刀柄 Anti-vibration face mill holder		
B05-B17	阻尼减振车刀 Anti-vibration Turning Tool		

加工中心刀柄 TOOL HOLDERS C01-C104

			
C09-C15	可调刀柄 Adjustable chuck		
C16-C29	HSK刀柄 HSK holder		
C30-C53	BT刀柄 BT holder		
C54-C74	SK刀柄 SK holder		
C75-C96	刀柄配件 Tool Holder accessories		

舍弃式切削刀具 MILLING CUTTERS D01-D39

			
D01-D04	双刃铣刀体 Double-edged Mill		
D05-D10	锁牙式铣刀头 Screw-on Milling Cutter		
D11-D26	可转位铣刀杆 Indexable Mill		
D27-D28	倒角刀 Chamfering Cutter		
D29-D34	可转位面铣刀 Indexable Face Mill		
D35-D39	槽铣刀 Side Cutter		

车刀系列 TURNING TOOLS E01-E73

			
E01-E27	外圆车刀 External turning tool		
E28-E62	内孔车刀 Internal turning tool		
E63-E64	螺纹车刀 Threading tool		
E65-E73	切断&切槽车刀 Grooving tool		

整体钨钢硬质合金立铣刀 CARBIDE END MILLS F01-F69

			
F01-F10	DP高性能通用加工立铣刀 DP For High Performance		
F11-F31	DG通用加工立铣刀 DG For General Purpose		
F32-F48	DH高硬度钢加工立铣刀 DH For Harden Material		
F49-F54	DL铝加工立铣刀 DL For Aluminium		
F55-F69	技术资料 Technical Data		

刀片 CARBIDE INSERTS G01-G47

			
G01-G15	技术资料 Technical Data		
G16-G18	镗刀片 Boring Insert		
G19-G23	铣刀片 Milling Insert		
G24-G37	车刀片 Turning Insert		
G38	切槽车刀片 Grooving Insert		
G39-G47	螺纹车刀片 Threading Insert		

周边附件 ACCESSORIES H01-H17

			
H01-H11	通用配件 General Accessories		
H12-H14	车刀配件 Accessories For Turning Tools		
H15-H17	附件 Accessories		

技术资料 TECHNICAL DATA I01-I20

			
I 01 - I 20	技术资料 Technical Data		

FBH Micro-boring Tool
FBH 极细微调精镗刀



A02

FBH Micro Back-boring Tool
FBH 极细微调精镗反镗刀



A02

FBH Micro-boring Body
FBH 极细微调精镗刀–精镗刀本体



A02

FBH Micro-boring Bar
FBH 精镗刀杆



A03

Insert Holder For FBH Boring Tool
FBH 精镗刀片座



A03

DCK3-FBH32P Micro-finishing Boring Kit
DCK3-FBH32P 极细微调精镗孔系统



A04

DCK4-FBH40P Micro-finishing Boring Kit
DCK4-FBH40P 极细微调精镗孔系统



A05

DCK5-FBH50P Micro-finishing Boring Kit
DCK5-FBH50P 极细微调精镗孔系统



A06

DCK6-FBH63P Micro-finishing Boring Kit
DCK6-FBH63P 极细微调精镗孔系统



A07

DCK6-FBH80 Micro-finishing Boring Tool
DCK6-FBH80 极细微调精镗孔系统



A08

CBH Finish Boring Tool
CBH 微调精密镗头



A11

FMS-CBH Large Diameter Boring Tool For Finishing
FMS-CBH 大径微调精密镗头



A12

FMX-CBH Large Diameter Boring Tool For Finishing
FMX-CBH 大径微调精密镗头



A13

FMX-CBH Large Diameter Boring Tool For Finishing
FMX-CBH 大径微调精密镗头



A14

CBH-M Boring Tool For Pin Turning
CBH-M 微调精密外径镗头



A15

CBH-L Boring Tool For Pin Turning (Large Diameter)
CBH-L 微调精密外径镗头



A16

DBJ10/12/16 Micro-boring Head
DBJ10/12/16 微调精密镗头



A17

DBJ10/12/16 Micro-boring Bar
DBJ10/12/16 微调镗头刀杆



A17-A18

DBJ Micro-boring Tool Kit
DBJ 微调精镗套装组合



A18

DBJ Collet For Solid Carbide Boring Bar
DBJ 硬质合金镗刀杆专用筒夹



A19

DT Solid Carbide Boring Bar
DT 硬质合金镗刀杆



A19

DEB Insert Holder
DEB 拾弃式镗头



A19

NBH2084 Micro-boring Head
NBH2084 微调精密镗头



A20

DBJ20 Micro-Boring Bar
DBJ20 微调精密镗头刀杆



A20

NBH2084 Micro-Boring Tool Kit
NBH2084 微调精镗套装组合



A20

ABH Rough Boring Tool
ABH 分体式粗镗头



A21

ABH 6° Rough Boring Tool
ABH 6° 分体式粗镗头



A21

ABH Rough Back-boring Tool
ABH 反镗式粗镗头



A22

ABH Twin-bit Rough Boring Body
ABH 分体式粗镗头本体



A22

Inserts Holder For ABH Rough Boring Tool
ABH 粗镗头刀座



A23

Cartridge For ABH 6° Rough Boring Tool
ABH 6° 粗镗头刀座



A23

Inserts Holder For ABH Rough Back-boring Tool
ABH 反镗式粗镗头刀座



A24

DBH Rough Boring Tool
DBH 分体式粗镗头



A25

Cartridge for DBH Rough Boring Tool
DBH 粗镗头刀座



A25

DBH 6° Rough Boring Tool
DBH 6° 分体式粗镗头



A26

Cartridge for DBH 6° Rough Boring Tool
DBH 6° 粗镗头刀座



A26

FMS-DBH Large Diameter Rough Boring Tool
FMS-DBH 大径双刃粗镗头



A27

FMX-DBH Large Diameter Rough Boring Tool
FMX-DBH 大径双刃粗镗头



A28

FMX-DBH Large Diameter Rough Boring Tool
FMX-DBH 大径双刃粗镗头



A29

BSA 45° Boring Holder With Square Boring Bit
BSA45度粗镗孔刀柄



A30

BSB 90° Boring Holder With Square Boring Bit
BSB90度粗镗孔刀柄

A31

TBS Square Boring Bit
TBS 舍弃式镗孔刀杆

A32

CBS Square Boring Bit
CBS 舍弃式镗孔刀杆

A33

SB Fixed Rough Boring Bar
SB 固定式粗镗刀杆

A34

KSD-W Indexable Insert Drill (3xD)
KSD-W 舍弃式快速钻头（3倍长）

A35-A36

KSD-W Indexable Insert Drill (4xD)
KSD-W 舍弃式快速钻头（4倍长）

A37-A38

KSD-S Indexable Insert Drill (3xD)
KSD-S 舍弃式快速钻头（3倍长）

A39-A40

KSD-S Indexable Insert Drill (4xD)
KSD-S 舍弃式快速钻头（4倍长）

A41-A42

KSD-S Indexable Insert Drill (4xD)
KSD-S 舍弃式快速钻头（5倍长）

A43-A44

HSK-DCK Boring Adapter
HSK-DCK 镗头刀柄

A45-A46

BT-DCK Boring Adapter
BT-DCK 镗头刀柄

A47-A48

BBT-DCK Boring Adapter
BBT-DCK 镗头刀柄

A49-A50

SK-DCK Boring Adapter
SK-DCK 镗头刀柄

A51-A52

CAT-DCK Boring Adapter
CAT-DCK 镗头刀柄

A53

NBH2084 Boring Adapter
NBH2084 镗头刀柄

A53

FM Boring Adapter
FM 镗头刀柄

A54

DCK Extension
DCK 等径延长接柄

A55

DCK Reducer
DCK 异径转换接柄（大接小）

A55

CR Chamfering Cutter
CR 倒角刀

A56

MKT Boring Cartridge
MKT 微调精镗单元

A58

MAC Boring Cartridge
MAC 微调精镗刀座

A60

Inserts Holder SFC For Roughing
SFC 粗镗刀座

A62

Inserts Holder SFC For Roughing
SFC 粗镗刀座

A62

Inserts Holder SLC For Roughing
SLC 粗镗刀座

A62

Inserts Holder SSC For Roughing
SSC 粗镗刀座



A63

Inserts Holder SSC For Roughing
SSC 粗镗刀座



A63

HSK Blank Adapter
HSK 毛坯刀柄



A64

BT Blank Adapter
BT 毛坯刀柄



A64

SK Blank Adapter
SK 毛坯刀柄



A64

Manuals Of Boring Tools
镗刀说明书

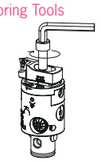

A69-A75

DCK-SCBH Anti-vibration Finish Boring
DCK-SCBH 阻尼减振精镗刀



B02

SDCK Anti-vibration Extension
SDCK 阻尼减振延长杆



B02

BT-SDCK Anti-vibration Boring Adapter
BT-SDCK 阻尼减振镗刀柄



B03

SCB-SDCK Anti-vibration Boring Bar
SCB-SDCK 阻尼减振直柄镗刀杆



B03

BT-SFMB Anti-vibration Face Mill Holder
BT-SFMB 阻尼减振平面铣刀柄



B04

MCLNR/L Anti-vibration Turning Tool Head
MCLNR/L 阻尼减振车刀头



B05

MDUNR/L Anti-vibration Turning Tool Head
MDUNR/L 阻尼减振车刀头



B05

MVUNR/L Anti-vibration Turning Tool Head
MVUNR/L 阻尼减振车刀头



B06

SCLCR/L Anti-vibration Turning Tool Head
SCLCR/L 阻尼减振车刀头



B06

SDUCR/L Anti-vibration Turning Tool Head
SDUCR/L 阻尼减振车刀头



B07

SVUCR/L Anti-vibration Turning Tool Head
SVUCR/L 阻尼减振车刀头



B07

SVLCR/L Anti-vibration Turning Tool Head
SVLCR/L 阻尼减振车刀头



B08

SDPCR/L Anti-vibration Turning Tool Head
SDPCR/L 阻尼减振车刀头



B08

SDZCR/L Anti-vibration Turning Tool Head
SDZCR/L 阻尼减振车刀头



B09

SVZCR/L Anti-vibration Turning Tool Head
SVZCR/L 阻尼减振车刀头



B09

MCLNR/L Anti-vibration Turning Tool Head
MCLNR/L 阻尼减振车刀头



B10

MDUNR/L Anti-vibration Turning Tool Head
MDUNR/L 阻尼减振车刀头



B10

MDZNR/L Anti-vibration Turning Tool Head
MDZNR/L 阻尼减振车刀头



B11

MDPNR/L Anti-vibration Turning Tool Head
MDPNR/L 阻尼减振车刀头



B11

MVZNR/L Anti-vibration Turning Tool Head
MVZNR/L 阻尼减振车刀头



B12

SDUCR/L Anti-vibration Turning Tool Head
SDUCR/L 阻尼减振车刀头



B12

SVLCR/L Anti-vibration Turning Tool Head
SVLCR/L 阻尼减振车刀头



B13

SDV Anti-vibration Turning Tool Holder
SDV 阻尼减振车刀杆



B13

SDV Anti-vibration Turning Tool Holder
SDV 阻尼减振车刀杆



B14

SDV Anti-vibration Turning Tool Holder
SDV 阻尼减振车刀杆



B14

Anti-vibration Reducing Head
阻尼减振车刀缩径头



B15

Centre Calibration Block
中心校准块



B15

HSK-DHP-Z Adjustable Hydraulic Chuck
HSK-DHP-Z 可调液压刀柄



C11

HSK-SF-Z Adjustable Shrink Fit Chuck
HSK-SF-Z 可调热缩刀柄



C11

BT-DHP-Z Adjustable Hydraulic Chuck
BT-DHP-Z 可调液压刀柄



C12

BT-SF-Z Adjustable Shrink Fit Chuck
BT-SF-Z 可调热缩刀柄



C12

SK-DHP-Z Adjustable Hydraulic Chuck
SK-DHP-Z 可调液压刀柄



C13

SK-SF-Z Adjustable Shrink Fit Chuck
SK-SF-Z 可调热缩刀柄



C13

FL-DHP-Z Adjustable Hydraulic Head
FL-DHP-Z 可调液压头



C14

FL-SF-Z Adjustable Shrink Fit Head
FL-SF-Z 可调热缩头

C14

HSK-A-FL Adjustable Adapter
HSK-A-FL 可调基础柄

C15

BT-FL Adjustable Adapter
BT-FL 可调基础柄

C15

SK-FL Adjustable Adapter
SK-FL 可调基础柄

C15

HSK-A-DHP Hydraulic Chuck
HSK-A-DHP 液压刀柄

C16-C17

HSK-A-DHP Super Slim Hydraulic Chuck
HSK-A-DHP 超细长液压刀柄

C17

HSK-A-SF Shrink Fit Holder
HSK-A-SF烧结式热装刀柄（一体式）

C18-C19

HSK-A-DSF Shrink Fit Holder
HSK-A-DSF烧结式热装刀柄（分体式）

C20

HSK-A-DC Precision Slim Collet Chuck
HSK-A-DC小径精密筒夹刀柄

C20

HSK-A-GSK High Precision Collet Chuck
HSK-A-GSK高速精密筒夹刀柄

C21

HSK-A-ER Spring Collet Chuck
HSK-A-ER弹性筒夹刀柄

C22-C23

HSK-A-VER Split Synch Tapping Chuck
HSK-A-VER分体式微补偿攻牙刀柄

C23

HSK-TPM Tapping Chuck With High Rigidity
HSK-TPM 扭力伸缩攻牙刀柄

C24

HSK-A-HPM High-Speed Power Chuck
HSK-A-HPM高速强力刀柄

C24

HSK-A-HPC High-Speed Power Chuck
HSK-A-HPC高速强力刀柄

C25

HSK-A-SLN Side-lock Holder
HSK-A-SLN侧固式刀柄

C26

HSK-A-SLNB Side-lock Holder
HSK-A-SLNB侧固式刀柄

C27

HSK-A-MTA Morse Taper Adapter
HSK-A-MTA莫式锥套刀柄（钻头套筒）

C27

HSK-A-SPU Drill Chuck Holder
HSK-A-SPU直结式钻夹头刀柄

C28

HSK-A-FMB Face Mill Holder
HSK-A-FMB平面铣刀柄

C28

HSK-A-DSC Side Cutter Holder
HSK-A-DSC 侧铣刀柄

C29

BT-DHP Hydraulic Chuck
BT-DHP 液压刀柄



C30-C31

BT-DHP Super Slim Hydraulic Chuck
BT-DHP 超细长液压刀柄



C32

BT-SF Shrink Fit Holder
BT-SF 烧结式热装刀柄（一体式）



C33-C35

BT-DSF Shrink Fit Holder
BT-DSF 烧结式热装刀柄（分体式）



C35

BT-DC Precision Slim Collet Chuck
BT-DC 小径精密筒夹刀柄



C36

BT-GSK High Precision Collet Chuck
BT-GSK 高速精密筒夹刀柄



C37-C38

BT-DSK High Precision Collet Chuck
BT-DSK 高速精密筒夹刀柄



C38-C39

BT-ER Spring Collet Chuck
BT-ER 弹性筒夹刀柄



C40-C41

BT- VER Split Synch Tapping Chuck
BT- VER 分体式微补偿攻牙刀柄



C41

BT-TPM Tapping Chuck With High Rigidity
BT-TPM 扭力伸缩攻牙刀柄



C42

BT-HPM High-Speed Power Chuck
BT-HPM 高速强力刀柄



C43

BT-HPC High-speed Power Chuck
BT-HPC 高速强力刀柄



C44

BT-MLC Power Chuck
BT-MLC 强力刀柄



C45

BT-MLC Power Chuck Kit
BT-MLC 强力筒夹本体套装组



C45

BT-SLN Side-lock Holder
BT-SLN 侧固式刀柄



C46-C47

BT-MTA Morse Taper Holder
BT-MTA 莫氏锥套刀柄（钻头套筒）



C48

BT-MTB Morse Taper Holder
BT-MTB 莫氏锥套刀柄（螺丝锁紧）



C49

BT-SPU Drill Chuck Holder
BT-SPU 直结式钻夹头刀柄



C49

BT-FMA Face Mill Holder
BT-FMA 平面铣刀柄（直柄式）



C50

BT-FMB Face Mill Holder
BT-FMB 平面铣刀柄（直柄式）



C51

BT-FMBBG Face Mill Holder With Extra Taper Shank
BT-FMB-BG 平面铣刀柄（加长斜度柄）



C52

BT-DSC Side Cutter Holder
BT-DSC 侧铣刀柄



C52

BT-SLO Oil-feed Holder
BT-SLO 油路刀柄



C53

CSO Reducing Sleeve
CSO 油路刀套



C53

PB Oil-feed Holder Positioning Block
PB油路止动块



C53

SK-DHP Hydraulic Chuck
SK-DHP 液压刀柄



C54-C55

SK-DHP Super Slim Hydraulic Chuck
SK-DHP 超细长液压刀柄



C56

SK-SF Shrink Fit Holder
SK-SF 烧结式热装刀柄（一体式）



C57-C59

SK-DSF Shrink Fit Holder
SK-DSF 烧结式热装刀柄（分体式）



C59

SK-DC Precision Slim Collet Chuck
SK-DC 小径精密筒夹刀柄



C60

SK-GSK High Precision Collet Chuck
SK-GSK 高速精密筒夹刀柄



C61-C62

SK-DSK High Precision Collet Chuck
SK-DSK 高速精密筒夹刀柄



C63-C64

SK-ER Spring Collet Chuck
SK-ER 弹性筒夹刀柄



C65-C66

SK- VER Split Synch Tapping Chuck
SK- VER 分体式微补偿攻牙刀柄



C66

SK-TPM Tapping Chuck With High Rigidity
SK-TPM 扭力伸缩攻牙刀柄



C67

SK-HPM High-Speed Power Chuck
SK-HPM 高速强力刀柄



C68

SK-HPC High-Speed PowerChuck
SK-HPC 高速强力刀柄



C68

SK-MLC Power Chuck
SK-MLC 强力刀柄



C69

SK-MLC Power Chuck Kit
SK-MLC强力筒夹本体套装组



C69

SK-SLN Side Lock Holder
SK-SLN 侧固式刀柄



C70

SK-MTA Morse Taper Holder
SK-MTA 莫氏锥套刀柄（钻头套筒）

C71

SK-MTB Morse Taper Holder
SK-MTB 莫氏锥套刀柄（螺丝锁紧）

C71

SK-SPU Drill Chuck Holder
SK-SPU直结式钻夹头刀柄

C72

SK-FMB Face Milling Holder
SK-FMB平面铣刀柄

C72

SK-DSC Side Cutter Holder
SK-DSC 侧铣刀柄

C73

SK-SLO Oil-feed Holder
SK-SLO 油路刀柄

C74

DSF Shrink Fit Extender
DSF 烧结式热装延长杆

C75

SF Shrink Fit Extender
SF 烧结式热装延长杆

C76

DC Collet Extender
DC 小径延长杆

C76

DSK Collet Extender
DSK 弹性筒夹延长杆

C77

ER Collet Extender
ER 弹性筒夹延长杆

C77

ER-M Collet Extender
ER-M 弹性筒夹延长杆

C78

DCK-VER Split Synch Tapping Chuck
DCK-VER 分体式微补偿攻牙刀柄

C78

C- VER Split Synch Tapping Chuck
C- VER 分体式微补偿攻牙刀柄

C79

VER Split Synch Tapping Extender
VER分体式微补偿攻牙延长杆

C79

VER-DC Split Synch Tapping Extender
VER-DC 分体式微补偿攻牙延长杆

C80

VER Lock(Fixed)
VER 锁刀座

C80

Hydraulic Collet - Flange Cooling
D型端面出水液压刀柄转换筒夹

C81

Hydraulic Collet - Internal Cooling
OD型中心出水液压刀柄转换筒夹

C81

DSK Precision Collet
DSK 精密弹性筒夹

C82

DSK-C Sealing Precision Collet
DSK-C 止水精密弹性筒夹

C83

DSK Collet Puller
DSK 筒夹拆卸器

C83

DC Slim Collet
DC 小径筒夹

C84

ER Collet
ER 弹性筒夹

C85

ER-C Sealing Collet
ER-C 止水弹性筒夹



C86

TPD316 Tapping Collet
TPD316 攻牙筒夹



C87

TPD830 Tapping Collet
TPD830 攻牙筒夹



C88

ER-G Tapping Collet
ER-G 攻牙筒夹



C89

SC Power Collet
SC 强力筒夹



C90

Clamping Nut For GSK/DSK Collet Chuck
GSK/DSK 高速刀柄专用螺帽



C91

Clamping Nut For ER Collet Chuck
ER 夹头螺帽



C91

Wrench for HSK Coolant Pipe
HSK 冷却液导管扳手



C92

Wrench For GSK Tool Holder
GSK 套筒专用扳手



C92

Wrench For DSK Tool Holder
DSK 专用扳手



C92

Wrench For ER Tool Holder
ER 专用扳手



C92

Wrench For Milling Chuck HPM
HPM 强力弹性套筒专用扳手

C93

Wrench For Tool Holder MLC/HPC
MLC/HPC 强力刀柄专用扳手



C93

Wrench For Drill Chuck SPU
SPU 钻夹头专用扳手

C93

Wrench For DC Extender
DC 延长杆专用扳手



C93

HSK-CPA Coolant Pipe
HSK-CPA 填充管

C94

BT Pull Stud Without Hole
BT 螺栓拉头

C94

BT Pull Stud With Cooling Hole
BT 螺栓出水拉头

C94

SK Pull Stud With Cooling Hole
SK 螺栓拉头

C95

CAT Pull Stud With Cooling Hole
CAT 螺栓出水拉头

C95

MAZAK Pull Stud
MAZAK螺栓拉头

C95

DIN2080 Pull Stud
DIN2080螺栓拉头

C96

MTB Tension Screw
MTB拉紧拉头

C96

SF-3500S Induction Heating Machine
SF-3500S 电磁感应热缩机

C102

Induction Head
底座圆筒

C102

Tool Holder Adapter
刀柄底座

C102

Clamp For Tools
铣刀弹簧卡片

C102

Clamp Ring
卡簧钳

C102

DK Tool Presetter
DK 刀具设定仪

C103

Testing Bar
机床主轴跳动测试棒

C103

Adapter
变径转换套

C103

Type–MFXN Square Face Milling cutter
MFXN型 90° 面铣刀



D01

ASR Screw-on Cutter For High-feed Milling
ASR 锁牙式大进给端铣刀头

Type–MFWN Square Face Milling Cutter
MFWN型 90° 面铣刀



D02

EMR Screw-on Milling Cutter
EMR 锁牙式端铣刀头

Type- HN45 45°Face Mill
HN45型 45° 面铣刀



D03

TRS Screw-on Milling Cutter
TRS 锁牙式端铣刀头

Type- SN45 45°Face Mill
SN45型 45° 面铣刀



D04

RCF Screw-on Ball-nose Cutter For Roughing
RCF 锁牙式球形中粗刀头



D05

BF Screw-on Ball-nose Cutter For Finishing
BF 锁牙式球形精铣刀头



D05

300R/400R Screw-on Milling Cutter
300R/400R 锁牙式清角端铣刀头



D06

AJU Screw-on Cutter For Drilling Milling
AJU 锁牙式过中心钻铣刀头



D06

DS Solid Carbide Holder
DS 抗振铣刀头接杆



D07

AJX High Feed Indexable Milling Tool
AJX 大进给立铣刀



D07

SKS High Feed Indexable Milling Tool
SKS 大进给立铣刀



D08

ASR High-feed Milling Cutter
ASR 大进给立铣刀



D09

AHU Shoulder Milling Cutter
AHU 清角台肩铣刀



D11

EMR Indexable End Mill
EMR 舍弃式端铣刀



D12

EMRT Indexable End Mill
EMRT舍弃式端铣刀



D13

TRS Indexable Milling Cutter
TRS 舍弃式端铣刀



D14-D15

RCF Ball-nose Indexable Cutter For Roughing
RCF 球形中粗刀



D16-D17

BF Ball-nose Milling Cutter For Finishing
BF 球头精加工立铣刀



D18

300R/400R High Speed Indexable End Mill
300R/400R 清角高速端铣刀



D19-D20

AJU Cutter For Centering And Drilling
AJU 过中心钻铣刀



D21

ATS T-Slot Milling Cutter
ATS-T型槽端铣刀



D22

ASJ Cutter For Drilling And Milling
ASJ 钻铣共用型铣刀(短刃型)



D23-D24

CH Indexable Cutter For Pocketing
CH 螺丝沉头孔铣刀



D25

TP60°,45°,30° Chamfering Cutter
TP60°,45°,30° 直柄型倒角刀



D26

EM45° Internal And External Chamfering Cutter
EM45° 内外倒角刀

D26

SSP45° Cutter For Centering And Chamfering
SSP45° 定位倒角刀

D27

AJX High-feed Face Mill
AJX 大进给面铣刀头

D27

SKS High-feed Face Mill
SKS 大进给面铣刀头

D28

EMRW Face Milling Cutter
EMRW 圆刀刃平面铣刀头

D28

D29

D29

D30

TRS Face Milling Cutter
TRS 圆刀刃平面铣刀头



D31

400R Square Face Mill
400R 清角平面铣刀头



D32

FP45° Face Mill Head
FP45°平面铣刀头



D33

FP75° Face Mill Head
FP75° 平面铣刀头



D33

SE45° High-speed Face Mill
SE45度高速平面铣刀头



D34

TDC Slot Milling Cutter
TDC 槽铣刀



D35

TDCW Slot Milling Cutter
TDCW 槽铣刀



D35

GDC Indexable Side Cutter For Slotting
GDC 舍弃式侧铣刀



D36

SDC Indexable Side Cutter For Slotting
SDC 舍弃式侧铣刀



D37

CDC Indexable Side Cutter For Slotting
CDC 舍弃式侧铣刀



D38

WDC Indexable Side Cutter For Slotting
WDC 舍弃式侧铣刀



D39

MCLNR/L



E01

MCBNR/L



E01

MCKNR/L



E02

MCGNR/L



E02

MCSNR/L



E03

MCMNN



E03

MCMNN-40



E04

MDJNR/L



E04

MDPNN



E05

MDQNR/L



E05

MSBNR/L



E06

MSDNN



E06

MSKNR/L



E07

MSSNR/L



E07

MTENN



E08

MTJNR/L



E08

MTFNR/L



E09

MTGNR/L



E09

MTQNR/L



E10

MVJNR/L



E10

MVQNR/L



E11

MVUNR/L



E11

MVVNN



E12

MWLNR/L



E12

WTJNR/L



E13

WTQNR/L



E13

WTENN



E14

WWLNR/L



E14

SCACR/L



E15

SCBCR/L

E15

SCFCR/L

E16

SCKCR/L

E16

SCLCR/L

E17

SCMCN

E17

SCMCN-40

E18

SDACR/L

E18

SDFCR/L

E19

SDJCR/L

E19

SDNCN

E20

SDQCR/L

E20

SRACR/L

E21

SRDCN

E21

STECR/L

E22

STFCR/L

E22

STGCR/L

E23

STWCR/L

E23

SSBCR/L

E24

SSDCN

E24

SSKCR/L

E25

SSSCR/L

E25

SVJ*R/L

E26

SVQ*R/L

E26

SVU*R/L



E27

SVV*N



E27

MCKNR/L



E28

MCLNR/L



E29

MDQNR/L



E30

MDUNR/L



E30

MDWNR/L



E31

MSKNR/L



E31

MTFNR/L



E32

MTQNR/L



E32

MTUNR/L



E33

MTWNR/L



E33

MVQNR/L



E34

MVUNR/L



E34

MVWNR/L



E35

MVXNR/L



E35

MWLNR/L



E36

SCK*R/L



E37-E38

SCL*R/L



E39-E40

SCLCR/L*H



E41

SCZCR/L



E42

SDLCR/L



E43

SDQCR/L



E44

SDUCR/L



E45

SDWCR/L



E46

SDZCR/L



E47

SDXCR/L



E48

SSK*R/L



E49

SSS*R/L



E50

STFCR/L



E51

STFPR/L



E52

STUCR/L



E53

STUPR/L



E54

STWCR/L



E55

SVQ*R/L



E56

SVU*R/L



E57

SVZ*R/L



E58

SVW*R/L



E59

SVX*R/L



E60

SWLCR/L



E61

SWUBR/L

E62

SER/L

E63

SNR/L

E64

MGEVR/L

E65

MGEHR/L

E65-E66

MGIVR/L

E67

QE*DR/L

E68

QF*D**LL**

E69

QF*D-L

E70

QF*D**RR**

E71

ZQ

E72

Q*DR/L

E73

SNGR/L

E73

DP-2-E / Square / Standard / 2 Flutes
DP-2-E 两刃直柄平头立铣刀

F01

DP-2-EL / Square / Long / 2 Flutes
DP-2-EL 两刃直柄长刃平头立铣刀

F02

DP-4-E / Square / Standard / 4 Flutes
DP-4-E 四刃直柄平头立铣刀

F03

DP-4-EL / Square / Long / 4 Flutes
DP-4-EL 四刃直柄平头立铣刀

F04

DP-4-G-E / Square / Standard / 4 Flutes
DP-4-G-E 四刃直柄平头立铣刀

F05

DP-4-G-EL / Square / Long / 4 Flutes
DP-4-G-EL 四刃直柄长柄平头立铣刀

F06

DP-2-B / Ball / Standard / 2 Flutes
DP-2-B 两刃直柄球头立铣刀

F07

DP-2-BL / Ball / Long / 2 Flutes
DP-2-BL 两刃直柄长柄球头立铣刀

F08

DP-2-R / Corner Radius / Standard / 2 Flutes
DP-2-R 两刃直柄圆弧立铣刀



F09

DP-4-R /Corner Radius / Standard / 4 Flutes
DP-4-R 四刃直柄圆弧立铣刀



F10

DG-2-E / Square / Standard / 2 Flutes
DG-2-E 两刃直柄平头立铣刀



F11

DG-2-EL / Square / Long / 2 Flutes
DG-2-EL 两刃直柄长刃平头立铣刀



F12

DG-2-ES / Square / Micro / 2 Flutes
DG-2-ES 两刃直柄微小径平头立铣刀



F13

DG-2-EP / Square / Long Neck / Short Flute / 2 Flutes
DG-2-EP 两刃直柄长颈短刃平头立铣刀



F14-F15

DG-4-E / Square / Standard / 4 Flutes
DG-4-E 四刃直柄平头立铣刀



F16

DG-4-EL / Square / Long / 4 Flutes
DG-4-EL 四刃直柄长刃平头立铣刀



F17

DG-4-G-E / Square / Standard / 4 Flutes
DG-4-G-E 四刃直柄平头立铣刀



F18

DG-4-G-EL / Square / Long / 4 Flutes
DG-4-G-EL 四刃直柄长刃平头立铣刀



F19

DG-6-E / Square / Standard / 6 Flutes
DG-6-E 六刃直柄平头立铣刀



F20

DG-6-EL / Square / Long / 6 Flutes
DG-6-EL 六刃直柄长刃平头立铣刀



F21

DG-2-B / Ball / Standard / 2 Flutes
DG-2-B 两刃直柄球头立铣刀



F22

DG-2-BL / Ball / Long / 2 Flutes
DG-2-BL 两刃直柄长柄球头立铣刀



F23

DG-2-BP / Ball / Long Neck / Short Flute / 2 Flutes
DG-2-BP 两刃直柄长颈短刃球头立铣刀



F24-F25

DG-4-B / Ball / Standard / 4 Flutes
DG-4-B 四刃直柄球头立铣刀



F26

DG-4-BL / Ball / Long / 4 Flutes
DG-4-BL 四刃直柄长柄球头立铣刀



F27

DG-2-R / Corner Radius / Standard / 2 Flutes
DG-2-R 两刃直柄圆弧立铣刀



F28

DG-4-R / Corner Radius / Standard / 4 Flutes
DG-4-R 四刃直柄圆弧立铣刀



F29

DG-4-RL / Corner Radius / Long / 4 Flutes
DG-4-RL 四刃直柄长柄圆弧立铣刀



F30

DG-4-W / Square / Standard / 4 Flutes / Waving
DG-4-W 四刃直柄平头波形刃立铣刀



F31

DH-2-E / Square / Standard / 2 Flutes
DH-2-E 两刃直柄平头立铣刀



F32

DH-2-ES / Square / Micro / 2 Flutes
DH-2-ES 两刃直柄微小径平头立铣刀



F33

DH-2-EP /Square /Long Neck /Short Flute /2 Flutes
DH-2-EP 两刃直柄长颈短刃平头立铣刀



F34-F35

DH-4-E / Square / Standard / 4 Flutes
DH-4-E 四刃直柄平头立铣刀



F36

DH-4-EL / Square / Long / 4 Flutes
DH-4-EL 四刃直柄长刃平头立铣刀



F37

DH-6-E / Square / Standard / 6 Flutes
DH-6-E 六刃直柄平头立铣刀



F38

DH-6-EL / Square / Long / 6 Flutes
DH-6-EL 六刃直柄长刃平头立铣刀



F39

DH-2-B / Ball / Standard / 2 Flutes
DH-2-B 两刃直柄球头立铣刀

F40

DH-2-BL / Ball / Long / 2 Flutes
DH-2-BL 两刃直柄长柄球头立铣刀



F41

DH-2-BP / Ball / Long Neck / Short Flute / 2 Flutes
DH-2-BP 两刃直柄长颈短刃球头立铣刀



F42-F43

DH-2-BS / Ball / Micro / 2 Flutes
DH-2-BS 两刃直柄微小径球头立铣刀

F44

DH-4-B / Ball / Standard / 4 Flutes
DH-4-B 四刃直柄球头立铣刀



F45

DH-4-R / Corner Radius / Standard / 4 Flutes
DH-4-R 四刃直柄圆弧立铣刀



F46

DH-4-RF / Corner Radius / Short Flute / 4 Flutes
DH-4-RF 四刃直柄短刃圆弧立铣刀



F47

DH-4-RP / Corner Radius / Long Neck / Short Flute / 4 Flutes
DH-4-RP 四刃直柄长颈短刃圆弧立铣刀



F48

DL-2-E / Square / Standard / 2 Flutes
DL-2-E 两刃直柄平头立铣刀



F49

DL-2-EL / Square / Long / 2 Flutes
DL-2-EL 两刃直柄长刃平头立铣刀



F50

DL-3-E / Square / Standard / 3 Flutes
DL-3-E 三刃直柄平头立铣刀



F51

DL-3-EL / Square / Long / 3 Flutes
DL-3-EL 三刃直柄长刃平头立铣刀



F52

DL-2-B / Ball / Standard / 2 Flutes
DL-2-B 两刃直柄球头立铣刀

F53

DL-3-W / Square / Standard / 3 Flutes / Waving
DL-3-W 三刃直柄平头波形立铣刀

F54

TBGT****L**

G16

TPGH****L**

G16

TPGX****

G16

TCMT****-HF**

G17

TCGX****-AL**

G17

CCMT****-HM**

G17

CCMT****-HR**

G17

CCGX****-AL**

G17

WCGT****-TM**

G18

SPMT****-EM**

G18

WNGU080608N-GM

G19

XNEX080608-GM

G19

HNMX0907ANSN-R

G19

SNMX1205ANN-M

G19

WPKW****

G20

WDMW****ZTR**

G20

EPMT0603TN

G20

RPEW**MO**

G21

RPKW**MO**

G21

RPMT**MOE**

G21

RDM*****MOTN



G21

APKT******PDFR-G2



G21

APMT****PDER-M2



G21

APMT****PDER-H2



G21

CPMT******



G21

TPMN******
TPMR160308



F21

TCMX16T308-PM



G22

SPMW******



G22

SEHT1204AFSN



G22

SEGX1204AFFN



G22

SEEN1203AFTN
SEKN1504AFTN
SPEN1203AFTN
SPKN****EDSKR



G22

SEKR1203AFTN



G22

TD16-***



G23

SNFH****



G23

SPMT******-EM



G23

CNMG******-FG



G24

CNMG******-FB



G24

CNMG******-SG



G24

CNMG******-MG



G24

CNMG******-MB



G24

CNMG******-MI



G24

CNMG******-RG



G24

CNMG******



G25

CNMA******



G25

DNMG******-FG



G26

DNMG******-MG



G26

DNMG******-MI



G26

DNMG******



G26

SNMG******-FG



G27

SNMG******-MG



G27

SNMG******-MB



G27

SNMG******-RG



G27

SNMG******



G27

SNMA******



G27

TNMG******-FG



G28

TNMG******-SG



G28

TNMG******-MG



G28

TNMG******-MB



G28

TNMG******-MI



G28

TNMG******-RG



G28

TNMG******

G29

TNMA******

G29

WNMG******-FG

G30

WNMG******-SG

G30

WNMG******-MG

G30

WNMG******-TM

G30

WNMG******-MB

G30

WNMG******-MI

G30

WNMG******-RG

G30

WNMG******

G31

WNMA******

G31

VNMG******-FG

G32

VNMG******-MG

G32

VNMG******

G32

CCMT******-HF

G33

CCMT******-HM

G33

CCMT******-HR

G33

CCGX******-AL

G33

CCGX******-AH

G33

DCMT******-HF

G34

DCMT******-HM

G34

DCGX******-AL

G34

SCMT******-HF

G35

SCMT******-HM

G35

SCGX******-AH



G35

TCMT******-HF



G36

TCMT******-HM



G36

TCGX******-AL



G36

VBMT******



G37

VBMT******-MI



G37

VCGX******-AL



G37

MGMN***-G



G38

ZTXD****-MG



G38

MGMN***-M



G38

ER*60/EL*60



G39

IR*60/IL*60



G39

ER*55/EL*55



G40

IR*55/IL*55



G40

ERISO/**EL**ISO



G41

IRISO/**IL**ISO



G42

ERUN/**EL**UN



G43

IRUN/**IL**UN



G44

ERW/**EL**W



G45

IRW/**IL**W



G46

ERTR/**EL**TR



G47

IRTR/**IL**TR



G47

Insert Screw
刀片螺钉



H01-H02

Insert Screw for CBH Insert Holder
CBH刀片座锁紧螺钉



H02

Locking Screw
内六角螺钉



H03

Locking Screw
紧定螺钉



H04

Locking Screw
专用内六角螺钉



H05-H06

For DC Slim Collet Chuck
止动螺母



H07

For Face Mill Arbor
键销



H07

Washer For Face Mill Arbor
垫圈



H07

Adjusting Screw
调整螺钉



H07

For FBH Tools
过渡螺母



H08

Washer For ABH/DBH Boring Tool
垫片



H08

Insert Seat / Clamp
刀片座/压板



H09

Wrench For MKT Boring Tool
MKT专用扳手



H09

Wrench - Flag
旗形星形扳手



H10

Wrench - T
T形扳手



H10

Wrench - Star
直柄星形扳手



H10

Allen Key
L形扳手



H10

O Ring
O形圈



H11

Block Nut
限位螺母

H11

Stop Pin
限位销

H11

Block Pin
挡销

H11

Shim For Turning Tool Holder
车刀刀垫

H12

Clamp For Turning Tool Holder
车刀压板

H12

Clamp Screw For Turning Tool Holder
车刀压板螺钉

H13

Center Screw For Turning Tool Holder
车刀中心螺钉

H13

C Ring For W-type Turning Tool Holders
C形环

H13

Spring For GTBR Grooving Tools
弹簧

H13

Screw For Turning Rool Holder
车刀螺钉

H14

Z-Axial Zero Setter
Z-量表式Z轴设定器

H15

Z-Axial Zero Setter (Magentic)
Z-量表式Z轴设定器附磁性

H15

3D-Master
三轴（3D）设定器

H15

Titanium Coating Edge Finder
镀钛寻边器

H16

Ceramic Edge Finder
陶瓷寻边器

H16

Electronic Edge Sensor
光电式寻边器

H16

Spindle Cleaner
清洁棒

H16

Tool Lock (Fixed)
立卧式锁刀座

H17

Tool Lock (Multi-Direction)
万向式锁刀座

H17

Trolley For Tool Holder
刀库车

H17

Tooling Sheath
刀柄座

H17

DCK Modular Boring System
DCK镗刀组合系统

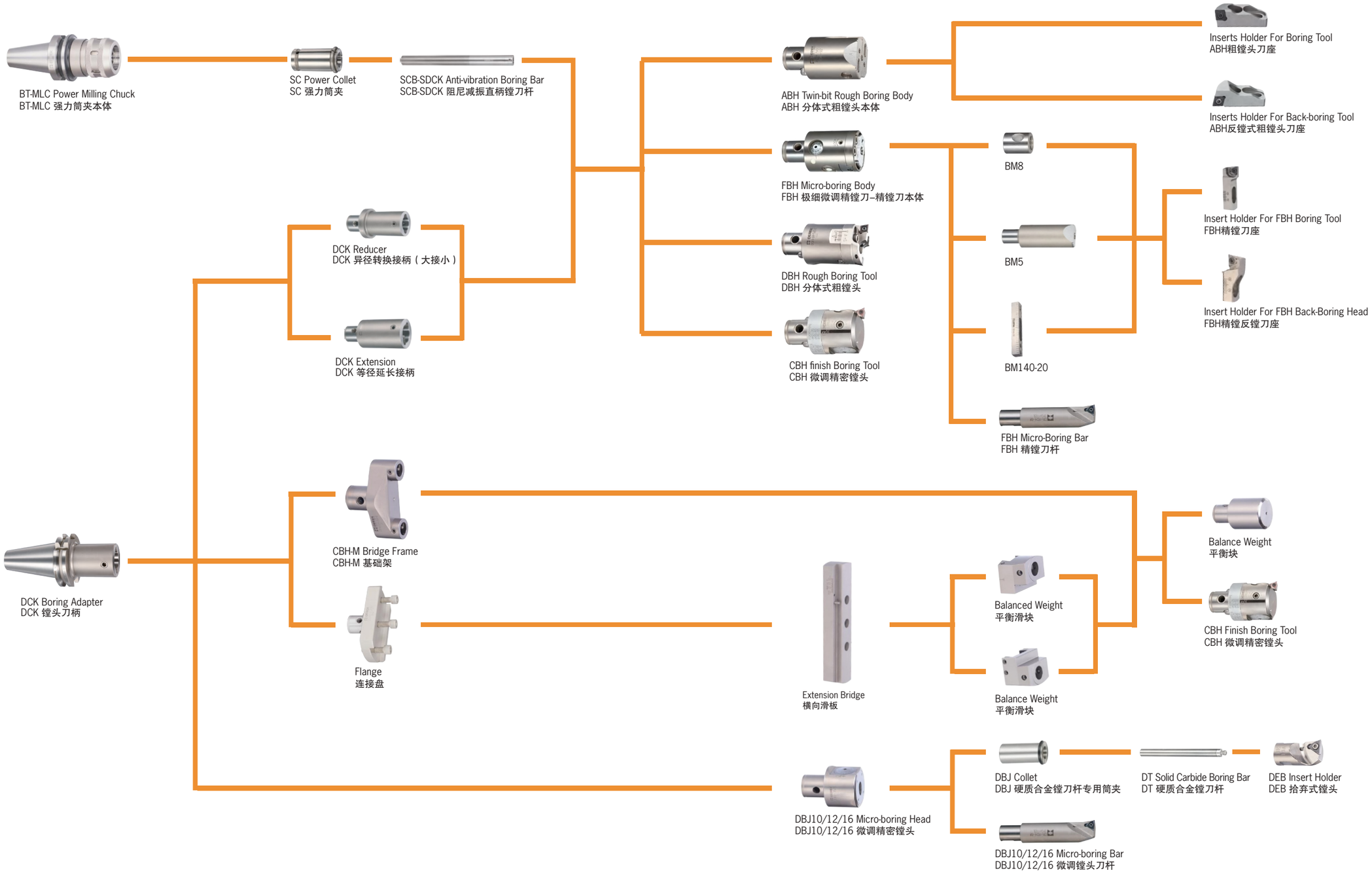

FM Modular Boring System
FM镗刀组合系统



FMS Boring Adapter
FMS 镗头刀柄



FMS Extension Aluminum Bridge
FMS 大径铝横梁



Finish Boring Aluminum Slider
精镗铝滑块



Finish Boring Head
精镗头



Balancing Aluminum Weight
精镗铝配重块



Rough Boring Slider
粗镗滑块



Insert Holder
刀片座



Insert Holder
刀片座



FMX Extension Aluminum Bridge
FMX 大径铝横梁



Finish Boring Slider
精镗滑块



Finish Boring Head
精镗头



Balancing Weight
精镗配重块



FMX Boring Adapter
FMX 镗头刀柄



Rough Boring Slider
粗镗滑块



Insert Holder
刀片座



Insert Holder
刀片座



FMX Extension Aluminum bridge
FMX 大径铝横梁



Finish Boring Slider
精镗滑块



Finish Boring Head
精镗头



Long Aluminum Sider
加长铝滑块



Balancing Weight
精镗配重块



Rough Boring Slider
粗镗滑块



Insert Holder
刀片座



Insert Holder
刀片座

Tooling Arrangement Plan
工具系统配置图

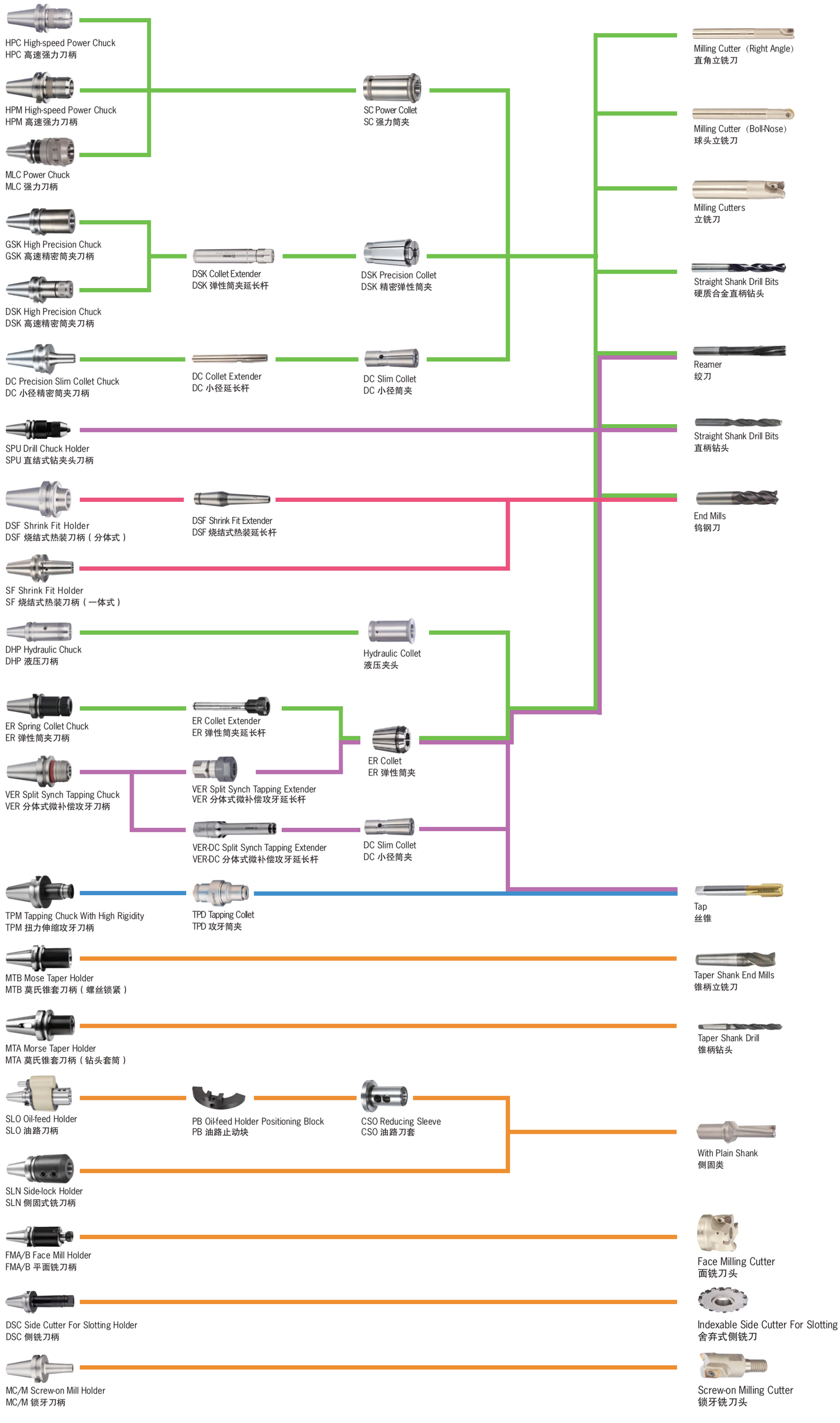



FBH

FBH Micro Boring Tools - Characteristics
FBH 极细微调精镗刀特别介绍

■真正微米级超精密镗头，可调单位精度为直径0.002mm。
■每款镗头本体可搭配精镗刀片座，精镗刀杆或反镗刀片座，以满足不同加工形态。
■刀片座刀片安装为3度切入角，在盲孔加工时可有效清角。
■刀片座与本体采用齿状贴合，有效提高镗头的刚性与加工性能。
■DCK-FBH精密镗头均具备内冷功能，可有较提高表面粗糙度，延长刀片使用寿命。

■Adjustment precision 0.002 mm on diameter.
■One boring head with cartridge or boring bar can be used for boring and back boring.
■Standard insert holder for inserts with lead angle 3°, for a better working performance during blind hole boring.
■The extensive area serrated with connection between cartridge and boring head provides higher tool rigidity and working performance.
■All DCK-FBH fine boring tools are with internal cooling design, which increases the surface finish and inserts tool life.

FBH Back Boring Instructions
FBH 极细微调精镗刀反镗说明

反镗加工需满足条件：

$C > (D+d)/2$

D：反镗加工孔直径 d：镗头本体直径 C：最小过孔直径

In order to check the feasibility of the back boring operation and to select the best possible tool combination, these values can be calculated as follows:

$C > (D+d)/2$

C: Minimum entry bore diameter
D: Back bore diameter
d: Diameter of tool body

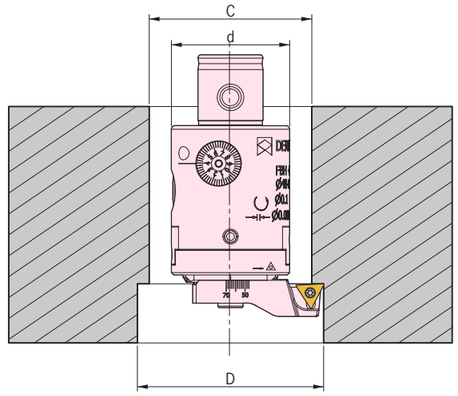

FBH

FBH Micro-boring Tool
FBH 极细微调精镗刀



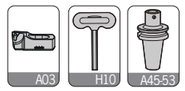

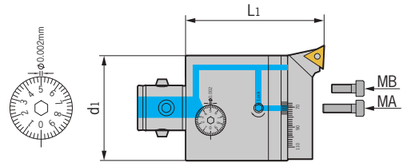

型号 Specification	d1	L1	镗孔范围 Boring range	组合刀柄 Adapter size	精镗刀座 Cartridge	微调锁紧螺钉 Adjusting screw	T型扳手 Wrench	重量 Weight
DCK2-FBH25-M	25	55	29-38	DCK2	MLTP2938	M040U050-D	T02	0.15
DCK3-FBH32-M	32	65	36-52	DCK3	MLTP3652	M040U060-D	T02	0.33
DCK4-FBH40-M	40	65	48-68	DCK4	MLTP4868	M050U080-D	T025	0.53
DCK5-FBH50-BM	50	82	57-80	DCK5	MLTP5780	M060U080-D	T03	1.02
DCK6-FBH63-BMA	64	82	70-110	DCK6	MLTP70110	M060U120-D	T03	1.70
DCK6-FBH80-BMB	80	101	110-150	DCK6	MLTP110150	M060U200-D	T03	3.50

FBH Micro Back-boring Tool
FBH 极细微调精镗反镗刀



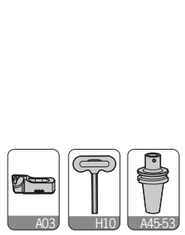

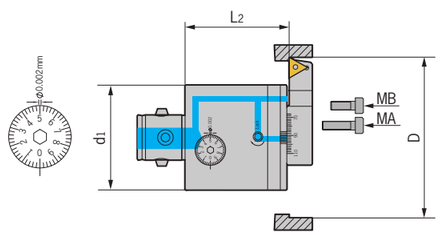

型号 Specification	d1	L2	镗孔范围 Boring range	组合刀柄 Adapter size	精镗刀座 Cartridge	微调锁紧螺钉 Adjusting screw	T型扳手 Wrench	重量 Weight
DCK2-FBH25-MK	25	44	29-38	DCK2	MRTP2938	M040U050-D	T02	0.13
DCK3-FBH32-MK	32	53.5	36-52	DCK3	MRTP3652	M040U060-D	T02	0.30
DCK4-FBH40-MK	40	53.5	48-68	DCK4	MRTP4868	M050U080-D	T025	0.50
DCK5-FBH50-BMK	50	63	57-80	DCK5	MRTP5780	M060U080-D	T03	1.00
DCK6-FBH63-BMKA	64	63	70-110	DCK6	MRTP70110	M060U120-D	T03	1.50
DCK6-FBH80-BMKB	80	81	110-150	DCK6	MRTP110150	M060U200-D	T03	3.30

FBH Micro-boring Head
FBH 极细微调精镗刀–精镗刀本体

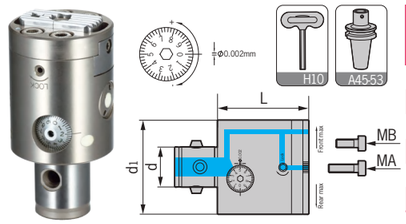

型号 Specification	d	d1	L	Front	Rear	BM	MA Bolt	MB Bolt	L型扳手 Wrench	重量 Weight
DCK2-FBH25	14	25	43	1	1	-	E050U160-D	-	L04	0.10
DCK3-FBH32	18	32	53	1	1	BM7	E050U160-D	-	L04	0.31
DCK4-FBH40	22	40	53	2	2	BM7	E050U160-D	-	L04	0.50
DCK5-FBH50	28	50	63	2	2	BM8	E100U250-D	-	L08	0.93
DCK6-FBH63	36	64	63	2	2	BM8	E100U250-D	-	L08	1.56
DCK6-FBH80	36	80	80	4	4	BM8	E100U250-D	E100U160-D	L08	2.91

FBH

FBH Micro-boring Bar
FBH 精镗刀杆



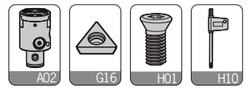

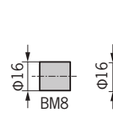

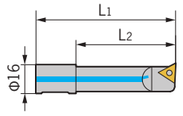

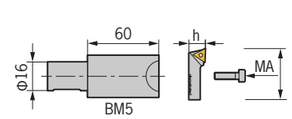

型号 Specification		L1	L2	镗孔范围 Boring range	组合镗头 Boring body	刀片 Insert	刀片螺钉 Insert screw	旗形扳手 Wrench	重量 Weight
DR	**1606-21**	56	21	6-9	DCK5-FBH50 DCK6-FBH63 DCK6-FBH80	WBGT0601..L	M020W040	Q06	0.04
	1608-28	63	28	8-11		TBGT0601..L	M020W040	Q06	0.04
	1610-35	63	35	10-13		TBGT0601..L	M020W040	Q06	0.05
	1612-42	73	42	12-15		TPGH0902..L	M025W060	Q08	0.06
	1614-50	78.5	50	14-17		TPGH0902..L	M025W060	Q08	0.08
	1616-60	88	60	16-20		TPGH0902..L	M025W060	Q08	0.11
	1620-65	92	65	20-24		TPGH1103..L	M030W070	Q08	0.16
	1624-68	95	68	24-28		TPGH1103..L	M030W070	Q08	0.20
	BM5	60+MLTP2938orMLTP3652orMLTP4868					E050U160-D	-	0.25
	BM8	+MLTP5780orMLTP70110orMLIP110150					E100U250-D	-	0.04

适用 Suitable:德克、京瓷或住友刀片 DEREK、KYOCERA Or SUMITOMO Insert

Cartridge for FBH Boring Tool
FBH 精镗刀片座





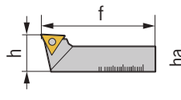

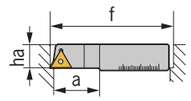

型号 Specification		h	f	镗孔范围 Boring range	组合镗头 Boring head	刀片 Insert	刀片螺钉 Insert screw	旗形扳手 Wrench	重量 Weight
MLTP	**2938**	11	27	29-38	DCK2-FBH25	TPGH0902..L	M025W050	Q08	0.01
	3652	13	35	36-52	DCK3-FBH32	TPGH0902..L	M025W060	Q08	0.02
	4868	13	43	48-68	DCK4-FBH40	TPGH0902..L	M025W060	Q08	0.03
	5780	20	54	57-80	DCK5-FBH50	TPGH1103..L	M030W070	Q08	0.09
	70110	20	66	70-110	DCK6-FBH63	TPGH1103..L	M030W070	Q08	0.14
	110150	20	106	110-150	DCK6-FBH80	TPGH1103..L	M030W070	Q08	0.25

适用 Suitable:德克、京瓷或住友刀片 DEREK、KYOCERA Or SUMITOMO Insert

Cartridge for FBH Back-boring Tool
FBH 精镗反镗刀片座

型号 Specification		a	ha	f	镗孔范围 Boring range	组合镗头 Boring head	刀片 Insert	刀片螺钉 Insert screw	旗形扳手 Wrench	重量 Weight
MRTP	**2938**	6	11	27	29-38	DCK2-FBH25	TPGH0902..R	M025W050	Q08	0.01
	3652	10	11	35	36-52	DCK3-FBH32	TPGH0902..R	M025W060	Q08	0.02
	4868	12	11	43	48-68	DCK4-FBH40	TPGH0902..R	M025W060	Q08	0.03
	5780	14	15	54	57-80	DCK5-FBH50	TPGH1103..R	M030W070	Q08	0.08
	70110	16	15	66	70-110	DCK6-FBH63	TPGH1103..R	M030W070	Q08	0.12
	110150	25	15	106	110-150	DCK6-FBH80	TPGH1103..R	M030W070	Q08	0.19

适用 Suitable:德克、京瓷或住友刀片 DEREK、KYOCERA Or SUMITOMO Insert

FBH

DCK3-FBH32P Micro-finishing Boring Kit
DCK3-FBH32P 极细微调精镗孔系统



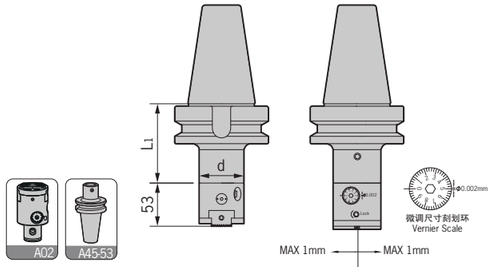

型号 Specification	L1	镗孔范围 Boring range	组合刀柄 Adapter size	重量 Weight
HSK63A-DCK3-FBH32P	80	2-9	HSK63A-DCK3-80	1.50
BT30-DCK3-FBH32P	80	2-9	BT30-DCK3-80	1.02
BT40-DCK3-FBH32P	80	2-9	BT40-DCK3-80	1.61
SK40-DCK3-FBH32P	80	2-9	SK40-DCK3-80	1.61

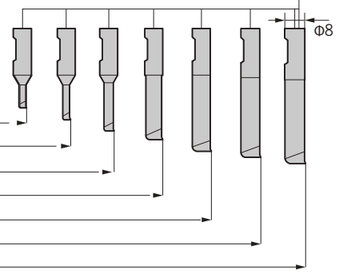

精镗孔刀杆 Boring bar		镗孔范围 Boring range	深度 DM	重量 Weight
CA	**0802-10**	2-3.2	10	0.03
	0803-16	3-4.2	16	0.03
	0804-22	4-5.2	22	0.03
	0805-28	5-6.2	28	0.04
	0806-32	6-7.2	32	0.04
	0807-37	7-8.2	37	0.04
	0808-42	8-9.2	42	0.05



FBH

DCK4-FBH40P Micro-finishing Boring Kit
DCK4-FBH40P 极细微调精镗孔系统





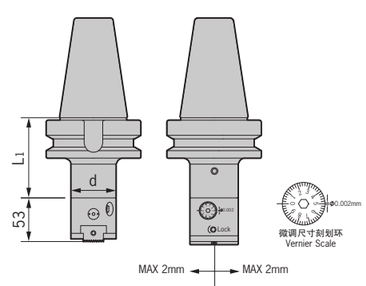

型号 Specification	L1	镗孔范围 Boring range	组合刀柄 Adapter size	重量 Weight
HSK63A-DCK4-FBH40P	70	2-9	HSK63A-DCK4-70	2.50
BT30-DCK4-FBH40P	70	2-9	BT30-DCK4-70	1.21
BT40-DCK4-FBH40P	70	2-9	BT40-DCK4-70	1.61
SK40-DCK4-FBH40P	70	2-9	SK40-DCK4-70	1.61

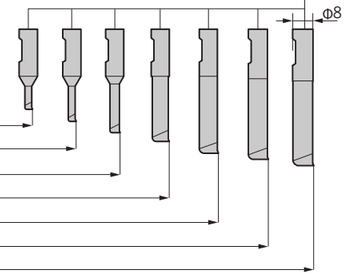

精镗孔刀杆 Boring bar		镗孔范围 Boring range	深度 DM	重量 Weight
CA	**0802-10**	2-3.2	10	0.03
	0803-16	3-4.2	16	0.03
	0804-22	4-5.2	22	0.03
	0805-28	5-6.2	28	0.04
	0806-32	6-7.2	32	0.04
	0807-37	7-8.2	37	0.04
	0808-42	8-9.2	42	0.05



FBH

DCK5-FBH50P Micro-finishing Boring Kit
DCK5-FBH50P 极细微调精镗孔系统





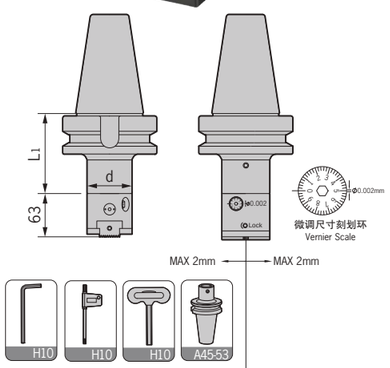

型号 Specification	L1	镗孔范围 Boring range	组合刀柄 Adapter size	BM侧面锁紧螺钉 BM Locking screw	L型扳手 Wrench	重量 Weight
HSK63A-DCK5-FBH50P	70	6-80	HSK63A-DCK5-80	M100U160-90-D	L05	4.02
BT30-DCK5-FBH50P	80	6-80	BT30-DCK5-70	M100U160-90-D	L05	2.90
BT40-DCK5-FBH50P	80	6-80	BT40-DCK5-80	M100U160-90-D	L05	3.54
BT50-DCK5-FBH50P	80	6-80	BT50-DCK5-90	M100U160-90-D	L05	6.32
SK40-DCK5-FBH50P	90	6-80	SK40-DCK5-80	M100U160-90-D	L05	3.54
SK50-DCK5-FBH50P	90	6-80	SK50-DCK5-90	M100U160-90-D	L05	6.32

注：用户可选配HSK50A、HSK100A镗刀柄组合
Notice:Boring adapter HSK50A and HSK100A available on request.

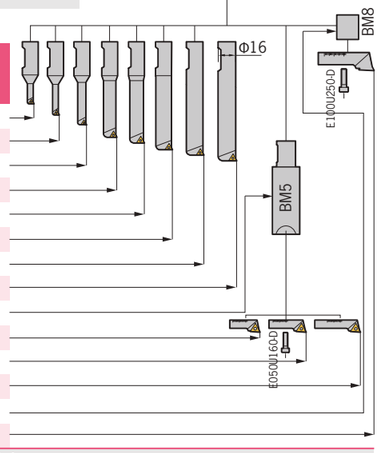

精镗孔刀杆 Boring bar	镗孔范围 Boring range	深度 DM	刀片 Insert	重量 Weight
DR1606-21	6-9	21	WBGT0601..L	0.04
DR1608-28	8-11	28	TBGT0601..L	0.04
DR1610-35	10-13	35	TBGT0601..L	0.05
DR1612-42	12-15	42	TPGH0902..L	0.06
DR1614-50	14-17	50	TPGH0902..L	0.07
DR1616-60	16-20	60	TPGH0902..L	0.09
DR1620-65	20-24	65	TPGH1103..L	0.11
DR1624-68	24-28	68	TPGH1103..L	0.12
BM5		60+MLTP2938 or MLTP3652 or MLTP4868		0.25
MLTP2938	28-38	+11	TPGH0902..L	0.01
MLTP3652	36-52	+13	TPGH0902..L	0.02
MLTP4868	48-68	+13	TPGH0902..L	0.03
BM8		+MLTP5780		0.03
MLTP5780	57-80	+20	TPGH1103..L	0.10

适用 Suitable:德克、京瓷或住友刀片 DEREK、KYOCERA Or SUMITOMO Insert

FBH

DCK6-FBH63P Micro-finishing Boring Kit
DCK6-FBH63P 极细微调精镗孔系统





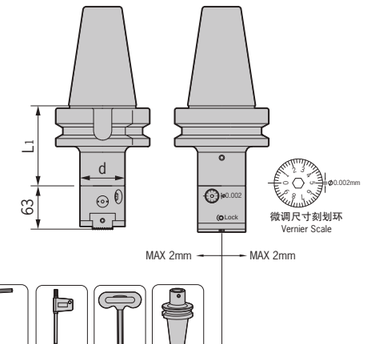

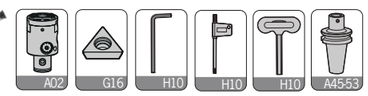

型号 Specification	L1	镗孔范围 Boring range	组合刀柄 Adapter size	BM侧面锁紧螺钉 BM Locking Screw	L型扳手 Wrench	重量 Weight
HSK63A-DCK6-FBH63P	100	6-150	HSK63A-DCK6-100	M100U200-90-D	L05	5.90
BT30-DCK6-FBH63P	60	6-150	BT30-DCK6-60	M100U200-90-D	L05	4.00
BT40-DCK6-FBH63P	55	6-150	BT40-DCK6-55	M100U200-90-D	L05	4.50
BT50-DCK6-FBH63P	85	6-150	BT50-DCK6-85	M100U200-90-D	L05	9.17
SK40-DCK6-FBH63P	90	6-150	SK40-DCK6-90	M100U200-90-D	L05	4.50
SK50-DCK6-FBH63P	85	6-150	SK50-DCK6-85	M100U200-90-D	L05	9.17

注：用户可选配HSK50A、HSK100A镗刀柄组合
Notice:Boring adapter HSK50A and HSK100A available on request.

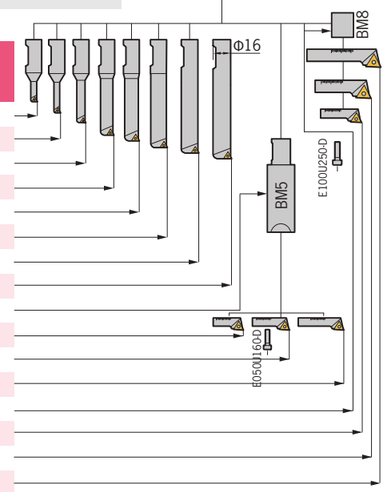

精镗孔刀杆 Boring bar	镗孔范围 Boring range	深度 DM	刀片 Insert	重量 Weight
DR1606-21	6-9	21	WBGT0601..L	0.04
DR1608-28	8-11	28	TBGT0601..L	0.04
DR1610-35	10-13	35	TBGT0601..L	0.05
DR1612-42	12-15	42	TPGH0902..L	0.06
DR1614-50	14-17	50	TPGH0902..L	0.07
DR1616-60	16-20	60	TPGH0902..L	0.09
DR1620-65	20-24	65	TPGH1103..L	0.11
DR1624-68	24-28	68	TPGH1103..L	0.12
BM5		60+MLTP2938 or MLTP3652 or MLTP4868		0.25
MLTP2938	28-38	+11	TPGH0902..L	0.01
MLTP3652	36-52	+13	TPGH0902..L	0.02
MLTP4868	48-68	+13	TPGH0902..L	0.03
BM8		+MLTP5780 or MLTP70110 or MLTP110150		0.03
MLTP5780	66-80	+20	TPGH1103..L	0.10
MLTP70110	70-110	+20	TPGH1103..L	0.10
MLTP110150	110-150	+20	TPGH1103..L	0.21

适用 Suitable:德克、京瓷或住友刀片 DEREK、KYOCERA Or SUMITOMO Insert

FBH

DCK6-FBH80 Micro-finishing Boring Tool
DCK6-FBH80 极细微调精镗孔系统



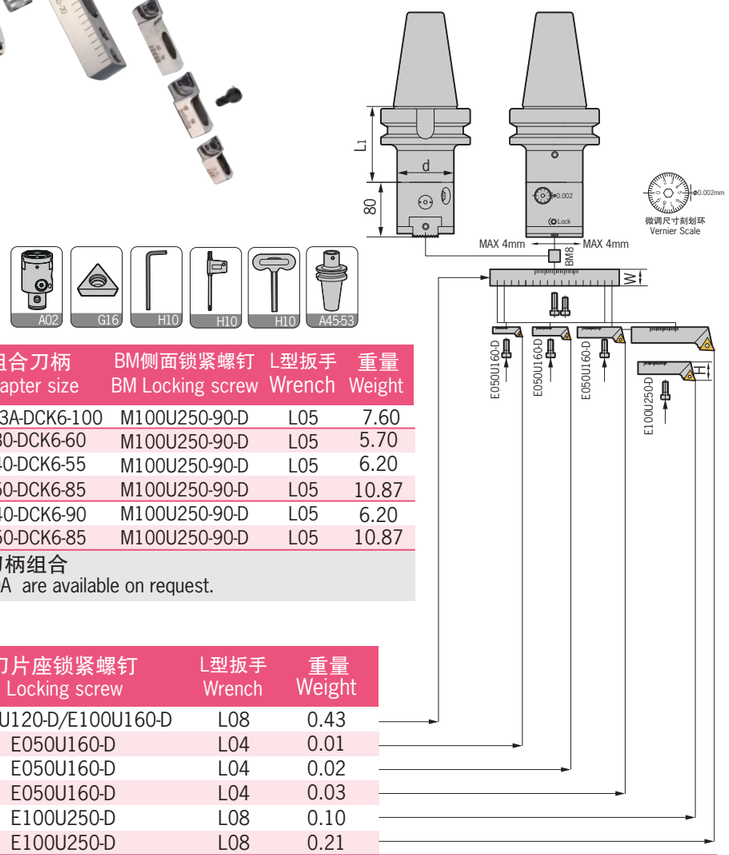

型号 Specification	镗孔范围 L1 Boring range		组合刀柄 Adapter size	BM侧面锁紧螺钉 BM Locking screw	L型扳手 Wrench	重量 Weight
HSK63A-DCK6-FBH80	100	110-150	HSK63A-DCK6-100	M100U250-90-D	L05	7.60
BT30-DCK6-FBH80	60	110-150	BT30-DCK6-60	M100U250-90-D	L05	5.70
BT40-DCK6-FBH80	55	110-150	BT40-DCK6-55	M100U250-90-D	L05	6.20
BT50-DCK6-FBH80	85	110-150	BT50-DCK6-85	M100U250-90-D	L05	10.87
SK40-DCK6-FBH80	90	110-150	SK40-DCK6-90	M100U250-90-D	L05	6.20
SK50-DCK6-FBH80	85	110-150	SK50-DCK6-85	M100U250-90-D	L05	10.87

注：用户可选配HSK50A、HSK100A镗刀柄组合
Notice:Boring adapter HSK50A and HSK100A are available on request.

型号 Specification	镗孔范围 Boring range	H	刀片座锁紧螺钉 Locking screw	L型扳手 Wrench	重量 Weight
PS140-20	+BM8	20	E050U120-D/E100U160-D	L08	0.43
MLTP2938	150-200	11	E050U160-D	L04	0.01
MLTP3652	160-210	13	E050U160-D	L04	0.02
MLTP4868	170-220	13	E050U160-D	L04	0.03
MLTP70110	140-240	20	E100U250-D	L08	0.10
MLTP110150	180-280	20	E100U250-D	L08	0.21

适用 Suitable:德克、京瓷或住友刀片 DEREK、KYOCERA Or SUMITOMO Insert

CBH

DCK Modular Boring Tools
DCK 模块式镗刀系列

高精度，强力，操作方便--最理想的连接方式
High Precision, High Strength and Easy Operation--the Best Style of Connection

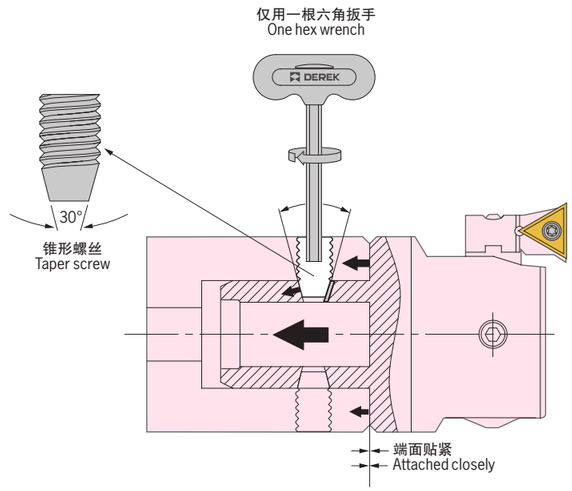

A

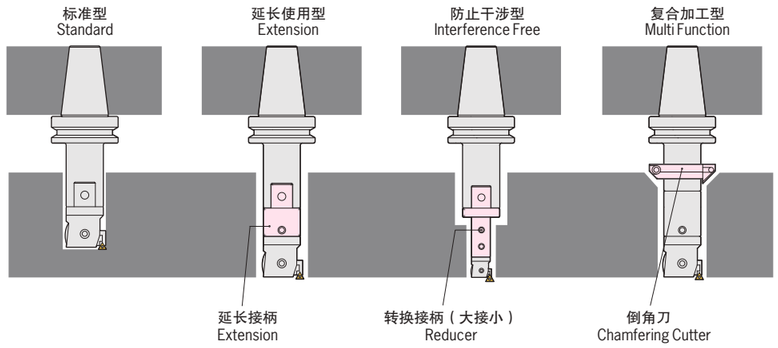

B

■依靠30度锥形螺丝，把紧固力转换成轴向拉力，使镗刀端面与本体端面贴紧。（如图A）
■模块式设计，可以自由设定加工直径和有效加工深度，配用。转换接头（大接小）减少刀具直径，既可以确保刚性，又可以防止干涉，再配合倒角器可自由组合成最合适的镗削刀具。（如图B）
■因镗头与本体的连接精度非常高所以只需对镗头单独对刀，可减轻劳动强度，提高工作效率，降低综合成本。

■Change locking force to axial tension by using 30°taper screws. The boring head and arbor would be attached closely. (Fig A)
■Modular design makes the setting of boring range and depth more easier. Reducers, extensions and chamfering rings provide multifunctional work. (Fig B)
■High working efficiency brings down the production cost due to high precision of connection.

CBH

CBH Micro Boring Tools- Characteristics
CBH 微调精密镗头特别介绍

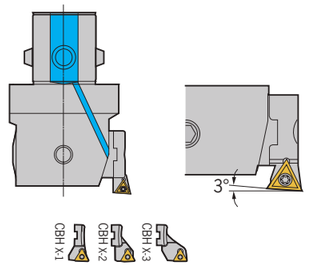

■每个镗头本体均配有三个不同加工范围的刀片座，来扩大本体的加工尺寸。
■刀片座刀片安装为3度切入角，在盲孔加工时可避免本体冲击底面。
■变更刀片座安装方向即可实现反镗加工。
■刀片座与本体采用双面贴合大大提高了镗头的刚性与加工性能。
■DCK-CBH款精密镗头均具备内冷却功能，可有较提高表面粗糙度，
延长刀片使用寿命。(这个说明是针对所有的DCK精镗)

■Each boring head has three different size cartridges for different boring range.
■For machining blind hole with insert angle 3°can avoid the impact to the end surface.
■Cartridge could be mounted in opposite direction for back boring.
■Higher rigidity and better working performance are provided by close connection between cartridge and boring head.
■All DCK-CBH micro boring tools have internal cooling design which improve surface roughness and inserts tool life.

型号 Specification	形状图 Figure	对应镗头 Boring head	型号 Specification	形状图 Figure	对应镗头 Boring head	型号 Specification	形状图 Figure	对应镗头 Boring head
CBH 1-1	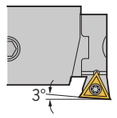 对应刀片 TPGH0802	DCK1-CBH20-36	CBH 4-1	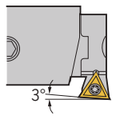 对应刀片 TCMT1102 (标配 With) TPGH1103 (选配) (For choice)	DCK4-CBH41-74	CBH 4-1	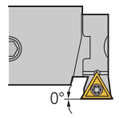 对应刀片 TCMT1102 (选配) (For choice)	DCK4-CBH41-74
1-2			4-2			4-2		
1-3		DCK2-CBH25-47	4-3		DCK5-CBH53-95	4-3		DCK5-CBH53-95
2-1			5-1			5-1		
2-2			5-2			5-2		
2-3			5-3			5-3		
3-1			6-1		DCK6-CBH68-150 DCK6-CBH100-203	6-1		DCK6-CBH68-150 DCK6-CBH100-203
3-2		DCK3-CBH32-60	6-2			6-2		
3-3			6-3			6-3		

注意：标准报价含CBHX-1号刀片座一个，CBHX-2和CBHX-3需另外单独购买。
Notice: Cartridge CBHx-1 is included in quotation,while CBHX-2 and CBHX-3 shall be ordered separately.

CBH Back-Boring Instructions
CBH 微调精密镗头反镗说明

反镗加工需满足条件：

$C > (D+d)/2+0.5$

D：反镗加工孔直径 d：镗头本体直径 C：最小过孔直径
反镗加工时主轴反转

In order to check the feasibility of the back boring operation and select the best tool combination, these values should be calculated as follows:

$C > (D+d)/2$

C: Minimum entry bore diameter
D: Back bore diameter
d: Diameter of boring head
Anti-clockwise spindle rotation required.

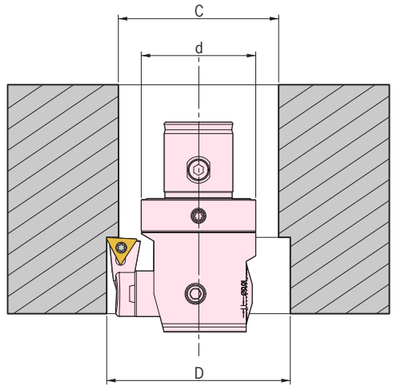

CBH

CBH Finish Boring Tool
CBH 微调精密镗头



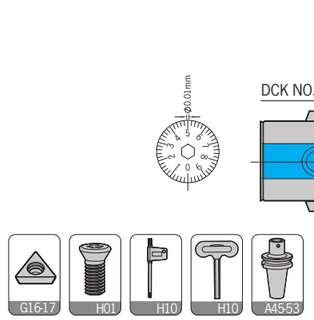

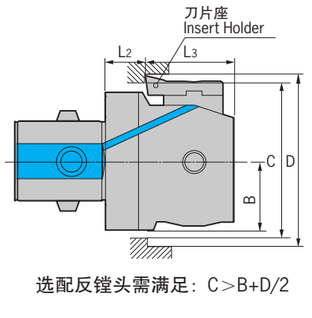

选配反镗头需满足：C＞B+D/2

型号 Specification	正镗 Boring L1	L	范围 Range	反镗 Back boring B	L2	L3	范围 Range	刀片座 Cartridge	刀片 Insert	螺钉 Screw	扳手 Wrench	重量 Weight
	29.5	32.5	20-26	10	10.5	19	-	CBH1-1				0.06
DCK1-CBH20-36	29.5	32.5	25-31	10	10.5	19	30-31	CBH1-2				0.06
	29.5	32.5	30-36	10	10.5	19	30-36	CBH1-3				0.06
	32.5	35.5	25-33	12.5	11.5	21	-	CBH2-1	TPGH 0802	M020D055	Q06	0.12
DCK2-CBH25-47	32.5	35.5	32-40	12.5	11.5	21	36-40	CBH2-2				0.12
	32.5	35.5	39-47	12.5	11.5	21	39-47	CBH2-3				0.12
	35	40	32-42	16	10	25	-	CBH3-1				0.20
DCK3-CBH32-60	35	40	41-51	16	10	25	46-51	CBH3-2				0.20
	35	40	50-60	16	10	25	50-60	CBH3-3				0.20
	43	47	41-54	20	14	29	-	CBH4-1				0.39
DCK4-CBH41-74	43	47	50-63	20	14	29	53-63	CBH4-2				0.39
	43	47	61-74	20	14	29	61-74	CBH4-3				0.39
	53	57	53-70	25.5	19	34	62-70	CBH5-1				0.80
DCK5-CBH53-95	53	57	65-82	25.5	19	34	65-82	CBH5-2				0.80
	53	57	78-95	25.5	19	34	78-95	CBH5-3				0.80
	67.2	71	68-100	32.5	22	45.2	80-100	CBH6-1	TCMT 1102 (标配 With) TPGH 1103 (选配) (For choice)	M025W060 M030W070	Q08	1.80
DCK6-CBH68-150	67.2	71	94-126	32.5	22	45.2	94-126	CBH6-2				1.80
	67.2	71	118-150	32.5	22	45.2	118-150	CBH6-3				1.80
	67.2	71	100-153	45.5	22	45.2	112-153	CBH6-1				2.53
DCK6-CBH100-203	67.2	71	126-179	45.5	22	45.2	126-179	CBH6-2				2.53
	67.2	71	150-203	45.5	22	45.2	150-203	CBH6-3				2.53
	83.2	87	100-153	45.5	22	45.2	112-153	CBH6-1				3.96
DCK7-CBH100-203	83.2	87	126-179	45.5	22	45.2	126-179	CBH6-2				3.96
	83.2	87	150-203	45.5	22	45.2	150-203	CBH6-3				3.96

适用 Suitable:德克、京瓷或住友刀片 DEREK、KYOCERA Or SUMITOMO Insert

特 点 / Feature

■中心内冷。
■设动平衡结构，能达可靠加工精度。
■可应对反镗加工。
■通过副刻度游标可实现μm级调节。

■With internal cooling supply.
■With balanced structure for high machining precision accuracy.
■High effectiveness with back-boring function.
■With side scale for adujustment of μm grade.

FM-CBH

FM-CBH Large Diameter Boring Tool For Finishing
FM-CBH 大径微调精密镗头



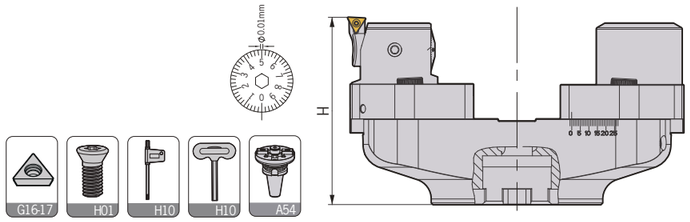

型号 Specification	镗孔范围 Boring range	H	组合刀柄 Adapter size	外圆镗范围 B-Boring range	外圆镗深度 Work depth	刀片型号 Insert	重量 Weight
FMS- CBH148215	148-215	109	FMS	23-90	30	TCMT1102	3.18
CBH198265	198-265	109	FMS	73-140	30	/	3.71
CBH248315	248-315	109	FMS	123-190	30	TPGH1103	4.19

刀片座 Insert Holder	图示 Picture	刀片型号 Insert	螺钉 Screw	扳手 Wrench	重量 Weight
CBH5-1-TC-V		TCMT1102	M025W060	Q08	0.04
CBH5-1-TP-V		TPGH1103	M030W070	Q08	0.04

适用 Suitable:德克、京瓷或住友刀片 DEREK、KYOCERA Or SUMITOMO Insert

组件 Item	型号 Specification	图示 Picture	重量 Weight
组合刀柄 Adapter size	**HSK-A-FMS**		-
	BT-FMS		-
	SK-FMS		-
	BBT-FMS		-
	CAT-FMS		-
大径铝横梁 Extension Aluminum bridge	**FMS40-148**		1.46
	FMS40-198		1.99
	FMS40-248		2.47
精镗铝滑块 Finish boring Aluminum slider	**FMA34-S17**		0.29
精镗头 Finish boring head	**A34-CBH5395**		0.55
精镗铝配重块 Balancing Aluminum weight	**FMA34-S17-PZK**		0.86

特 点 / Feature

■铝制比重70–90%。
■中心内冷。
■动平衡设定：G6.3；1，000 rpm。

■70-90% of material is made from Aluminum.
■With internal cooling supply.
■Balanced: G6.3;1,000 rpm.

FM-CBH

FM-CBH Large Diameter Boring Tool For Finishing
FM-CBH 大径微调精密镗头



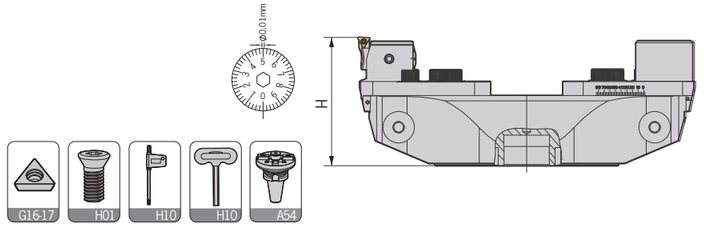

型号 Specification	镗孔范围 Boring range	H	组合刀柄 Adapter size	外圆镗范围 B-Boring range	外圆镗深度 Work depth	刀片型号 Insert	重量 Weight
FMX- CBH298395	298-395	113	FMX	173-270	25	TCMT1102	9.50
CBH378475	378-475	118	FMX	253-350	25	/	11.26
CBH458555	458-555	123	FMX	333-430	25	TPGH1103	13.19

刀片座 Insert Holder	图示 Picture	刀片型号 Insert	螺钉 Screw	扳手 Wrench	重量 Weight
CBH5-1-TC-V		TCMT1102	M025W060	Q08	0.04
CBH5-1-TP-V		TPGH1103	M030W070	Q08	0.04

适用 Suitable:德克、京瓷或住友刀片 DEREK、KYOCERA Or SUMITOMO Insert

组件 Item	型号 Specification	图示 Picture	重量 Weight
组合刀柄 Adapter size	**HSK-A-FMX**		-
	BT-FMX		-
	SK-FMX		-
	BBT-FMX		-
	CAT-FMX		-
大径铝横梁 Extension Aluminum bridge	**FMX40-298**		5.33
	FMX40-378		7.09
	FMX40-458		9.02
精镗滑块 Finish boring slider	**FMA34-S24**		1.02
精镗头 Finish boring head	**A34-CBH5395**		0.55
精镗配重块 Balancing weight	**FMA34-S24-PZK**		1.56

特 点 / Feature

■铝制比重70–90%。
■中心内冷。
■动平衡设定：G6.3；1，000 rpm。

■70-90% of material is made from Aluminum.
■With internal cooling supply.
■Balanced: G6.3;1,000 rpm.

FM-CBH

FM-CBH Large Diameter Boring Tool For Finishing
FM-CBH 大径微调精密镗头



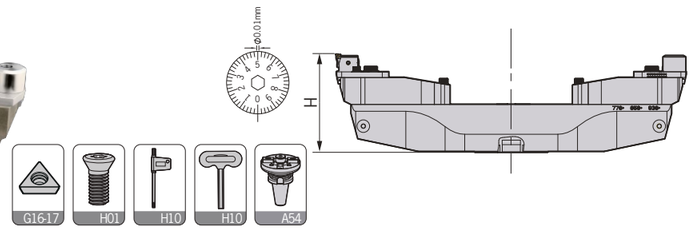

型号 Specification	镗孔范围 Boring range	H	组合刀柄 Adapter size	外圆镗范围 B-Boring range	外圆镗深度 Work depth	刀片型号 Insert	重量 Weight
FMX- CBH538795	538-795	197	FMX	413-670	25	TCMT1102	25.64
CBH7781035	778-1035	217	FMX	653-910	25	/	36.83
CBH10181275	1018-1275	217	FMX	893-1150	25	TPGH1103	44.26

刀片座 Insert Holder	图示 Picture	刀片型号 Insert	螺钉 Screw	扳手 Wrench	重量 Weight
CBH5-1-TC-V		TCMT1102	M025W060	Q08	0.04
CBH5-1-TP-V		TPGH1103	M030W070	Q08	0.04

适用 Suitable:德克、京瓷或住友刀片 DEREK、KYOCERA Or SUMITOMO Insert

组件 Item	型号 Specification	图示 Picture	重量 Weight
组合刀柄 Adapter size	HSK-A-FMX		-
	BT-FMX		-
	SK-FMX		-
	BBT-FMX		-
	CAT-FMX		-
大径铝横梁 Extension Aluminum bridge	FMX40-538		14.77
	FMX40-778		25.96
	FMX40-1018		33.39
加长铝滑块 Long Aluminum Sider	FMA35-S24		3.35
精镗滑块 Finish boring slider	FMA34-S24		1.02
精镗头 finish boring head	A34-CBH5395		0.55
精镗配重块 Balancing weight	FMA34-S24-PZK		1.56

特 点 / Feature

■铝制比重70–90%。
■中心内冷。
■动平衡设定：G6.3；1，000 rpm。

■70-90% of material is made from Aluminum.
■With internal cooling supply.
■Balanced: G6.3;1,000 rpm.

CBH-M

CBH-M Boring Tool For Pin Turning
CBH-M 微调精密外径镗头



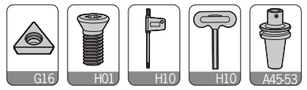

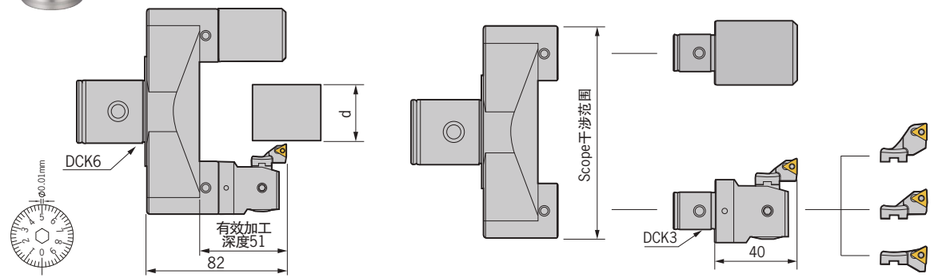

型号 Specification	镗外径Φd Range	基础架 Bridge frame	DCK侧固螺钉 Side-lock screw	镗头 Boring head	平衡块 Balance weight	刀片座 Insert holder	刀片 Insert	镗孔范围 Boring range	重量 Weight
DCK6-CBH 24-34-M	24-34	DCK6-2452-42 干涉范围114	M120Z200-30P-D	CBH32-60	DCK3-CBH	CBH3-3	TPGH0802	134-144	1.60
33-43-M	33-43			CBH32-60	DCK3-CBH	CBH3-2	TPGH0802	125-135	1.60
42-52-M	42-52			CBH32-60	DCK3-CBH	CBH3-1	TPGH0802	116-126	1.60
52-62-M	52-62	DCK6-5280-42 干涉范围142	M120Z200-30P-D	CBH32-60	DCK3-CBH	CBH3-3	TPGH0802	162-172	1.80
61-71-M	61-71			CBH32-60	DCK3-CBH	CBH3-2	TPGH0802	153-163	1.80
70-80-M	70-80			CBH32-60	DCK3-CBH	CBH3-1	TPGH0802	144-154	1.80
80-90-M	80-90	DCK6-80108-42 干涉范围170	M120Z200-30P-D	CBH32-60	DCK3-CBH	CBH3-3	TPGH0802	190-200	2.00
89-99-M	89-99			CBH32-60	DCK3-CBH	CBH3-2	TPGH0802	181-191	2.00
98-108-M	98-108			CBH32-60	DCK3-CBH	CBH3-1	TPGH0802	172-182	2.00

适用 Suitable:德克、京瓷或住友刀片 DEREK、KYOCERA Or SUMITOMO Insert

注意：1.CBH镗头上附带1只刀片座，但不附带刀片，请另外订购。 2.加工时，主轴应反转。
Notice:1. Boring head have only one cartridge , without insert, please order them separately. 2. Anti-clockwise spindle rotation required.

特 点 / Feature

■CBH镗头反向装可以进行镗孔加工。
■加工范围Φ116-Φ200。
■CBH boring head loaded opposite direction can process boring machining.
■Machining rangeΦ116-Φ200.

DEREK

CBH-L

CBH-L Boring Tool For Pin Turning (Large Diameter)
CBH-L 微调精密外径镗头



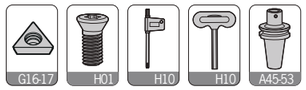

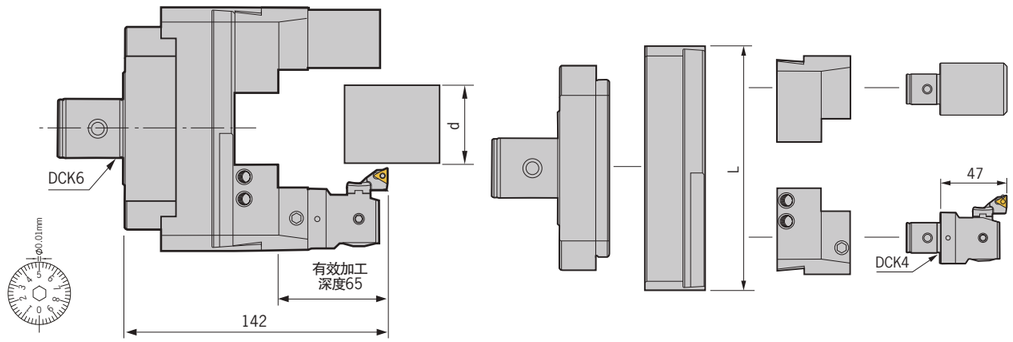

型号 Specification		镗外径Φd Range	连接盘 Flange adapter	横向滑板 Extention bridge	L	滑块 Balance weight	镗头 Boring head	镗孔范围 Boring range	镗孔深度 Boring depth	平衡块 Finish head	重量 Weight
DCK6-CBH	13-115-L	13-115	DCK6-FL200	DST200	180	DCK4-CB200	CBH41-74 (CBH4-1) TCMT 1102 (标配 With) TPGH 1103 (选配) (For choice)	108-192	75，Φ＜180	DCK4-CBH	8.70
	112-215-L	112-215	DCK6-FL200	DST300	280	DCK4-CB200		108-292	75，Φ＜280	DCK4-CBH	10.02
	212-315-L	212-315	DCK6-FL200	DST400	380	DCK4-CB200		108-392	75，Φ＜380	DCK4-CBH	11.92
	312-415-L	312-415	DCK6-FL200	DST500	480	DCK4-CB200		108-492	75，Φ＜480	DCK4-CBH	13.82
	412-515-L	412-515	DCK6-FL200	DST600	580	DCK4-CB200		108-592	75，Φ＜580	DCK4-CBH	15.72
	512-615-L	512-615	DCK6-FL200	DST700	680	DCK4-CB200		108-692	75，Φ＜680	DCK4-CBH	17.70
	612-715-L	612-715	DCK6-FL200	DST800	780	DCK4-CB200		108-792	75，Φ＜780	DCK4-CBH	19.60

适用 Suitable:德克、京瓷或住友刀片 DEREK、KYOCERA Or SUMITOMO Insert

滑块紧固螺钉:M080U100–D

注意：1.CBH镗头上附带1只刀片座(CBH4-1)，但不附带刀片，请另外订购。2.加工时，主轴应反转。
Notice:1.Boring head with one cartridge, without insert, please order it separately. 2. Anti-clockwise spindle rotation required.

DBJ10/12/16

DBJ10/12/16 Micro-boring Head
DBJ10/12/16 微调精密镗头



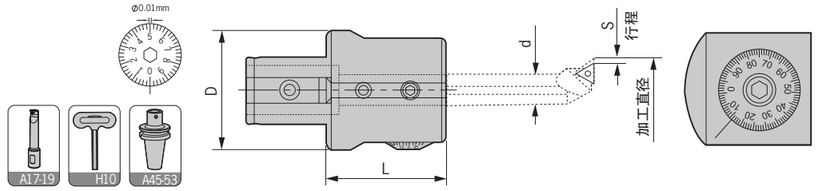

型号 Specification	D	d	L	微调行程 S Micro distance	微调精度(直径) Dial precision	范围 Boring range	组合刀柄 Adapter size	微调锁紧螺钉 Adjusting screw	刀杆固定螺钉 Locking screw	T型扳手 Wrench	重量 Weight
DBJ10	39	10	30	2.5	0.01	6-24	DCK4	M060U060-D	M060U050	T03	0.50
DBJ12	50	12	40	4	0.01	6-32	DCK5	M080U090-D	M080U060	T04	0.75
DBJ16	64	16	50	5	0.01	6-50	DCK6	M100U110-D	M100U070	T05	1.14

适用 Suitable:德克、京瓷或住友刀片 DEREK、KYOCERA Or SUMITOMO Insert

DBJ10 Micro-boring Bar
DBJ10 微调镗头刀杆



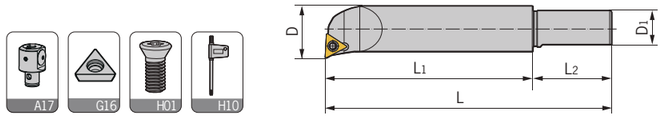

型号 Specification		D	D_1	L_1	L_2	L	范围 Boring range	刀片型号 Insert	刀片螺钉 Insert screw	旗形扳手 Wrench	重量 Weight
DBJ	**1006-24**	6	10	24	32	64	6-8	WBGT0601	M020W040	Q06	0.03
	1008-32	8	10	32	32	64	8-10	TBGT0601	M020W040	Q06	0.04
	1010-40	10	10	40	32	72	10-12	TBGT0601	M020W040	Q06	0.05
	1012-45	12	10	45	32	77	12-16	TPGH0902	M025W060	Q08	0.06
	1016-45	16	10	45	32	77	16-20	TPGH0902	M025W060	Q08	0.08
	1020-45	20	10	45	32	77	20-24	TPGH0902	M025W060	Q08	0.11

适用 Suitable:德克、京瓷或住友刀片 DEREK、KYOCERA Or SUMITOMO Insert

DBJ12 Micro-boring Bar
DBJ12 微调镗头刀杆



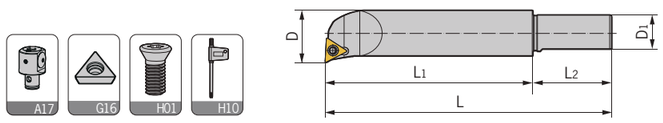

型号 Specification		D	D_1	L_1	L_2	L	范围 Boring range	刀片型号 Insert	刀片螺钉 Insert screw	旗形扳手 Wrench	重量 Weight
DBJ	**1206-24**	6	12	24	32	64	6-8	WBGT0601	M020W040	Q06	0.03
	1208-32	8	12	32	32	64	8-10	TBGT0601	M020W040	Q06	0.04
	1210-40	10	12	40	32	72	10-12	TBGT0601	M020W040	Q06	0.05
	1212-45	12	12	45	32	77	12-16	TPGH0902	M025W060	Q08	0.06
	1216-45	16	12	45	32	77	16-20	TPGH0902	M025W060	Q08	0.09
	1220-45	20	12	45	32	77	20-25	TPGH0902	M025W060	Q08	0.12
	1225-45	25	12	45	32	77	25-32	TPGH1103	M030W070	Q08	0.16

适用 Suitable:德克、京瓷或住友刀片 DEREK、KYOCERA Or SUMITOMO Insert

DBJ16

DBJ16 Micro-boring Bar
DBJ16 微调镗头刀杆



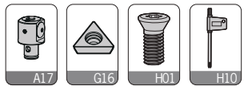

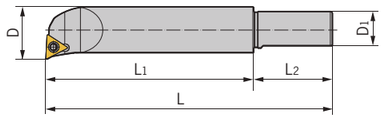

型号 Specification		D	D1	L1	L2	L	范围 Boring range	刀片型号 Insert	刀片螺钉 Insert screw	旗形扳手 Wrench	重量 Weight
DBJ	1606-24	6	16	24	34	66	6-8	WBGT0601	M020W040	Q06	0.06
	1608-32	8	16	32	34	76	8-11	TBGT0601	M020W040	Q06	0.07
	1610-40	10	16	40	34	77	10-13	TBGT0601	M020W040	Q06	0.07
	1612-53	12	16	53	34	90	12-17	TPGH0902	M025W060	Q08	0.09
	1616-68	16	16	68	34	102	16-21	TPGH0902	M025W060	Q08	0.13
	1620-83	20	16	83	34	120	20-26	TPGH1103	M030W070	Q08	0.20
	1625-90	25	16	90	34	124	25-32	TPGH1103	M030W070	Q08	0.25
	1630-90	30	16	90	34	124	30-42	TPGH1103	M030W070	Q08	0.25
	1640-90	40	16	90	34	124	40-50	TPGH1103	M030W070	Q08	0.26

适用 Suitable:德克、京瓷或住友刀片 DEREK、KYOCERA Or SUMITOMO Insert

DBJ Micro-boring Tool Kit
DBJ 微调精镗套装组合

	型号 Specification		
（六支套装）DBJ10-6PCS	DBJ1006-24	DBJ1010-40	DBJ1016-45
	DBJ1008-32	DBJ1012-45	DBJ1020-45

型号 Specification	范围 Boring range	组合刀柄 Adapter	重量 Weight
BT40-DBJ10-6PCS	6-24	BT40-DCK4-70	2.20
BT50-DBJ10-6PCS	6-24	BT50-DCK4-100	4.72

Items Included 内附零件

1.刀柄一把 One boring adapter
2.精密镗头一支 One micro boring head
3.精镗刀杆六支Six micro boring bars
4.扳手三支 Three wrenches

	型号 Specification			
（七支套装）DBJ12-7PCS	DBJ1206-24	DBJ1210-40	DBJ1216-45	DBJ1225-45
	DBJ1208-32	DBJ1212-45	DBJ1220-45	



型号 Specification	范围 Boring range	组合刀柄 Adapter	重量 Weight
BT40-DBJ12-7PCS	6-32	BT40-DCK5-60	2.40
BT50-DBJ12-7PCS	6-32	BT50-DCK5-90	4.94

Items Included 内附零件

1.刀柄一把 One boring adapter
2.精密镗头一支 One micro boring head
3.精镗刀杆七支Seven micro boring bars
4.扳手三支 Three wrenches

	型号 Specification			
（八支套装）DBJ16-8PCS	DBJ1608-32	DBJ1612-53	DBJ1620-83	DBJ1630-90
	DBJ1610-40	DBJ1616-68	DBJ1625-90	DBJ1640-90

型号 Specification	范围 Boring range	组合刀柄 Adapter	重量 Weight
BT40-DBJ16-8PCS	8-50	BT40-DCK6-55	3.68
BT50-DBJ16-8PCS	8-50	BT50-DCK6-85	6.74

Items Included 内附零件

1.刀柄一把 One boring adapter
2.精密镗头一支 One micro boring head
3.精镗刀杆八支Eight micro boring bars
4.扳手三支 Three wrenches

DBJ/DT/DEB

DBJ Collet For Solid Carbide Boring Bar
DBJ 硬质合金镗刀杆专用筒夹

型号 Specification		D	d	L	O形圈 Rubber Washer	组合钨钢刀杆 Boring Bar
DBJ	10-6	10	6	26	Φ8*Φ1.5	CA06**
	10-8	10	8	26	Φ8*Φ1.5	DT08-M5-*
	12-8	12	8	32	Φ10*Φ1.5	DT08-M5-*
	12-10	12	10	32	Φ10*Φ1.5	DT10-M6-*
	16-8	16	8	38	Φ14*Φ1.5	DT08-M5-*
	16-10	16	10	38	Φ14*Φ1.5	DT10-M6-*
	16-12	16	12	38	Φ14*Φ1.5	DT12-M6-*



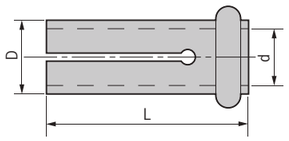

DT Solid Carbide Boring Bar
DT 硬质合金镗刀杆



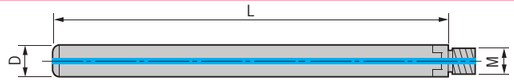

型号 Specification		D	L	M	组合镗头 Insert holder	组合筒夹 Collect	重量 Weight
DT	08-M5-110	8	110	M5	DEB09,DEB10.5	DBJ16-8	0.074
	10-M6-110	10	110	M6	DEB12	DBJ16-10	0.118
	10-M6-135	10	135	M6	DEB12	DBJ16-10	0.149
	10-M6-150	10	150	M6	DEB12	DBJ16-10	0.172
	12-M6-120	12	120	M6	DEB14,DEB16	DBJ16-12	0.178
	12-M6-140	12	140	M6	DEB14,DEB16	DBJ16-12	0.205
	12-M6-160	12	160	M6	DEB14,DEB16	DBJ16-12	0.245
	16-M10-125	16	125	M10	DEB18,DEB20,DEB22,DEB24,DEB26,DEB28,	-	0.310
	16-M10-160	16	160	M10	DEB30,DEB32,DEB34,DEB36,DEB38,DEB40,	-	0.429
	16-M10-200	16	200	M10	DEB42,DEB44,DEB46,DEB48,DEB50	-	0.506

DEB Insert Bar
DEB 拾弃式镗头



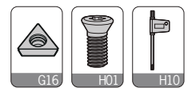

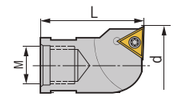

型号 Specification		d	L	M	范围 Boring range	刀片型号 Insert	刀片螺钉 Insert screw	旗形扳手 Wrench	重量 Weight
DEB	09	9	18	M5	9-10.5	TPGH0802	M022W050	Q07	0.03
	10.5	10.5	18	M5	10.5-12	TPGH0802	M022W050	Q07	0.03
	12	12	23	M6	12-14	TPGH0802	M022W050	Q07	0.03
	14	14	23	M6	14-16	TPGH0802	M022W050	Q07	0.03
	16	16	23	M6	16-18	TPGH0802	M022W050	Q07	0.04
	18	18	27	M10	18-20	TPGH0802	M022W050	Q07	0.04
	20	20	27	M10	20-22	TPGH0802	M022W050	Q07	0.05
	22	22	27	M10	22-24	TPGH0802	M022W050	Q07	0.05
	24	24	27	M10	24-26	TPGH0802	M022W050	Q07	0.05
	26	26	27	M10	26-28	TPGH0802	M022W050	Q07	0.05
	28	28	27	M10	28-30	TPGH0802	M022W050	Q07	0.06
	30	30	27	M10	30-32	TPGH0802	M022W050	Q07	0.06
	32	32	27	M10	32-34	TPGH0802	M022W050	Q07	0.07
	34	34	27	M10	34-36	TPGH0802	M022W050	Q07	0.09
	36	36	27	M10	36-38	TPGH0802	M022W050	Q07	0.11
	38	38	27	M10	38-40	TPGH0802	M022W050	Q07	0.15
	40	40	27	M10	40-42	TPGH0802	M022W050	Q07	0.16
	42	42	27	M10	42-44	TPGH0802	M022W050	Q07	0.19
	44	44	27	M10	44-46	TPGH0802	M022W050	Q07	0.22
	46	46	27	M10	46-48	TPGH0802	M022W050	Q07	0.26
	48	48	27	M10	48-50	TPGH0802	M022W050	Q07	0.30
	50	50	27	M10	50-52	TPGH0802	M022W050	Q07	0.34

适用 Suitable:德克、京瓷或住友刀片 DEREK、KYOCERA Or SUMITOMO Insert

NBH/DBJ

NBH2084 Micro-boring Head
NBH2084 微调精密镗头



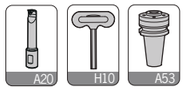

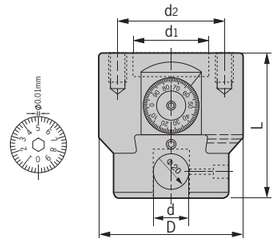

型号 Specification	D	d	d1	d2	L	范围 Boring range	微调行程 Micro distance	微调精度(直径) Dial precision	组合刀柄 Adapter size	重量 Weight
NBH2084	84	20	35	60	80	8-280	28	0.01	NBH-A.B	2.74
						微调锁紧螺钉 Adjusting screw	T型扳手 Wrench	刀杆固定螺钉 Locking screw	T型扳手 Wrench	
						M080U160-D	T04	M120U140	T06	

DBJ20 Micro-Boring Bar
DBJ20 微调精密镗头刀杆



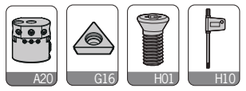

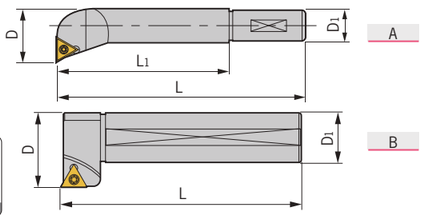

型号 Specification	图示 Figure	D	D1	L1	L	范围 Boring range	刀片型号 Insert	刀片螺钉 Insert screw	旗形扳手 Wrench	重量 Weight
DBJ 2008-32	A	8	20	32	74	8-11	TBGT0601	M020W040	Q06	0.09
2010-40	A	10	20	40	75	10-13	TBGT0601	M020W040	Q06	0.10
2012-53	A	12	20	53	88	12-17	TPGH0902	M025W060	Q08	0.12
2016-68	A	16	20	68	103	16-21	TPGH0902	M025W060	Q08	0.16
2020-83	A	20	20	83	115	20-26	TPGH1103	M030W070	Q08	0.22
2025-96	A	25	20	96	131	25-135	TPGH1103	M030W070	Q08	0.35
2030-115	A	30	20	115	159	30-140	TPGH1103	M030W070	Q08	0.52
20120-97	B	30	20	-	97	120-280	TPGH1103	M030W070	Q08	0.25

适用 Suitable:德克、京瓷或住友刀片 DEREK、KYOCERA Or SUMITOMO Insert

NBH2084 Micro-Boring Tool Kit
NBH2084 微调精镗套装组合

	型号 Specification			
（八支套装） DBJ20-8PCS	DBJ2008-32	DBJ2012-53	DBJ2020-83	DBJ2030-115
	DBJ2010-40	DBJ2016-68	DBJ2025-96	DBJ20120-97

型号 Specification	范围 Boring range	组合刀柄 Adapter	重量 Weight
BT40-NBH2084-8PCS	8-280	BT40-NBH-A50	6.44
BT50-NBH2084-8PCS	8-280	BT50-NBH-A50	8.89



Items 内附零件

1.刀柄一把 One boring adapter
2.精密镗头一支 One micro boring head
3.精镗刀杆八支 Eight micro boring bars
4.扳手四支 Four wrenches



ABH

ABH Rough Boring Tool
ABH 分体式粗镗头



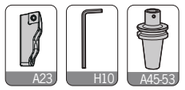

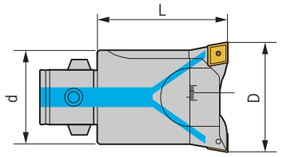

型号 Specification	d	L	范围 Boring range	组合刀柄 Adapter size	刀片座 Insert holder		重量 Weight
DCK1-ABH19-M	19	32.5	20-26	DCK1	AACC2026	ABCC2026	0.09
DCK1-ABH19-L	19	32.5	25-31	DCK1	AACC2531	ABCC2531	0.10
DCK2-ABH25-M	25	50.6	29-36	DCK2	AACC2936	ABCC2936	0.17
DCK2-ABH25-L	25	50.6	35-42	DCK2	AACC3542	ABCC3542	0.19
DCK3-ABH32-M	32	62.5	36-45	DCK3	AACC3645	ABCC3645	0.37
DCK3-ABH32-L	32	62.5	44-53	DCK3	AACC4453	ABCC4453	0.37
DCK4-ABH40-M	40	62.5	45-56	DCK4	AACC4556	ABCC4556	0.56
DCK4-ABH40-L	40	62.5	55-66	DCK4	AACC5566	ABCC5566	0.58
DCK5-ABH50-M	50	78.5	56-74	DCK5	AACC5674	ABCC5674	1.10
DCK5-ABH50-L	50	78.5	74-92	DCK5	AACC7492	ABCC7492	1.14
DCK6-ABH63-M	64	81.4	70-90	DCK6	AACC7090	ABCC7090	1.78
DCK6-ABH63-L	64	81.4	90-110	DCK6	AACC90110	ABCC90110	1.90
DCK6-ABH80-M	80	81.4	90-130	DCK6	AACC90130	ABCC90130	2.30
DCK6-ABH80-L	80	81.4	130-170	DCK6	AACC130170	ABCC130170	2.44

注：使用错齿式加工详见A75页“加工方法”
Notice: For stepped cutting, please refer to Page A75。

ABH 6° Rough Boring Tool
ABH 6° 分体式粗镗头



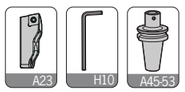

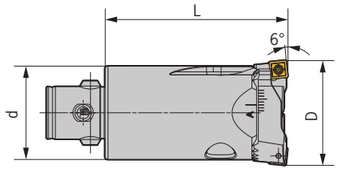

型号 Specification	d	L	范围 Boring range	组合刀柄 Adapter size	刀片座 Insert holder		重量 Weight
DCK1-ABH19-MS	19	32.5	20-26	DCK1	AASP2026	ABSP2026	0.09
DCK1-ABH19-LS	19	32.5	25-31	DCK1	AASP2531	ABSP2531	0.10
DCK2-ABH25-MS	25	50	29-36	DCK2	AASP2936	ABSP2936	0.17
DCK2-ABH25-LS	25	50	35-42	DCK2	AASP3542	ABSP3542	0.19
DCK3-ABH32-MS	32	63	36-45	DCK3	AASP3645	ABSP3645	0.37
DCK3-ABH32-LS	32	63	44-53	DCK3	AASP4453	ABSP4453	0.37
DCK4-ABH40-MS	40	63	45-56	DCK4	AASC4556	ABSC4556	0.56
DCK4-ABH40-LS	40	63	55-66	DCK4	AASC5566	ABSC5566	0.58
DCK5-ABH50-MS	50	80	56-74	DCK5	AASC5674	ABSC5674	1.10
DCK5-ABH50-LS	50	80	74-92	DCK5	AASC7492	ABSC7492	1.14
DCK6-ABH63-MS	64	82	70-90	DCK6	AASC7090	ABSC7090	1.78
DCK6-ABH63-LS	64	82	90-110	DCK6	AASC90110	ABSC90110	1.90
DCK6-ABH80-MS	80	82	90-130	DCK6	AASC90130	ABSC90130	2.30
DCK6-ABH80-LS	80	82	130-170	DCK6	AASC130170	ABSC130170	2.44

注：使用错齿式加工详见A77页“加工方法”
Notice: For stepped cutting, please refer to Page A77。

ABH

ABH Rough Back-boring Tool
ABH 反镗式粗镗头



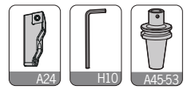

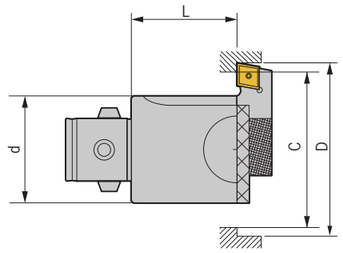



APR

型号 Specification	d	L	范围 Boring range	组合刀柄 Adapter size	刀片座 Insert holder	压板 Clamp	重量 Weight
DCK2-ABH25-MF	25	41	29-36	DCK2	AKCC2936	APR25	0.17
DCK2-ABH25-LF	25	41	35-42	DCK2	AKCC3542	APR25	0.18
DCK3-ABH32-MF	32	53	36-45	DCK3	AKCC3645	APR32	0.36
DCK3-ABH32-LF	32	53	44-53	DCK3	AKCC4453	APR32	0.36
DCK4-ABH40-MF	40	49	45-56	DCK4	AKCC4556	APR40	0.54
DCK4-ABH40-LF	40	49	55-66	DCK4	AKCC5566	APR40	0.55
DCK5-ABH50-MF	50	63	56-74	DCK5	AKCC5674	APR50	1.07
DCK5-ABH50-LF	50	63	74-92	DCK5	AKCC7492	APR50	1.09
DCK6-ABH63-MF	64	61	70-90	DCK6	AKCC7090	APR63	1.74
DCK6-ABH63-LF	64	61	90-110	DCK6	AKCC90110	APR63	1.79
DCK6-ABH80-MF	80	61	90-130	DCK6	AKCC90130	APR80	2.23
DCK6-ABH80-LF	80	61	130-170	DCK6	AKCC130170	APR80	2.30

注/Notice：选配反镗头需满足：C > (D+d)/2

ABH Twin-bit Rough Boring Head
ABH 分体式粗镗头本体



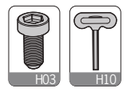

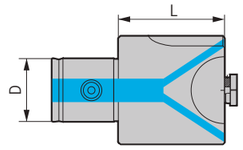

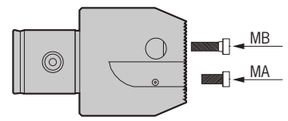

型号 Specification	D	L	刀片座锁紧螺钉 MA	刀片座锁紧螺钉 MB	L型扳手 Wrench	重量 Weight
ABH 19	11	21.5	-	E040U160-D	L03	0.07
25	14	40	-	E040U160-D	L03	0.16
32	18	48	E050U120-D	E050U200-D	L04	0.33
40	22	48	E060U120-D	E060U200-D	L05	0.49
50	28	60	E060U160-D	E060U250-D	L05	0.98
63	36	60	E080U160-D	E080U300-D	L06	1.60
80	36	60	E080U160-D	E080U300-D	L06	1.93

ABH

Cartridge For ABH Rough Boring Tool
ABH 粗镗头刀座



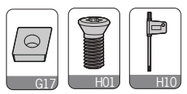

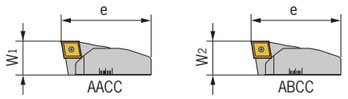

高刃刀座A Cartridge A	低刃刀座B Cartridge B	W_1	W_2	e	范围 Boring range	组合镗头 Boring head	刀片 Insert	刀片螺钉 Insert screw	旗形扳手 Wrench	重量 Weight
AACC 2026	ABCC 2026	11.95	11.85	17.7	20-26	ABH19	CCMT0602	M025W060	Q08	0.01
2531	2531	11.95	11.85	20.2	25-31	ABH19	CCMT0602	M025W060	Q08	0.01
2936	2936	11.7	11.5	25	29-36	ABH25	CCMT0602	M025W060	Q08	0.01
3542	3542	11.7	11.5	30	35-42	ABH25	CCMT0602	M025W060	Q08	0.02
3645	3645	11.7	11.5	32	36-45	ABH32	CCMT0602	M025W060	Q08	0.02
4453	4453	11.7	11.5	38	44-53	ABH32	CCMT0602	M025W060	Q08	0.02
4556	4556	15.6	15.4	40	45-56	ABH40	CCMT09T3	M040S100-1	Q15	0.04
5566	5566	15.6	15.4	46.5	55-66	ABH40	CCMT09T3	M040S100-1	Q15	0.05
5674	5674	19.2	19	49	56-74	ABH50	CCMT09T3	M040S100-1	Q15	0.06
7492	7492	19.2	19	62	74-92	ABH50	CCMT09T3	M040S100-1	Q15	0.09
7090	7090	22.6	22.4	60	70-90	ABH63	CCMT1204	M050Y110-1	Q20	0.12
90110	90110	22.6	22.4	78	90-110	ABH63	CCMT1204	M050Y110-1	Q20	0.18
90130	90130	22.6	22.4	82	90-130	ABH80	CCMT1204	M050Y110-1	Q20	0.18
130170	130170	22.6	22.4	99.5	130-170	ABH80	CCMT1204	M050Y110-1	Q20	0.23

适用 Suitable:德克、三菱或日立刀片 DEREK、MITSUBISHI Or HITACHI Insert

Cartridge For ABH 6° Rough Boring Tool
ABH 6° 粗镗头刀座



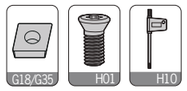

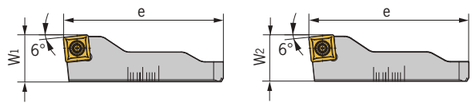

高刃刀座A Cartridge A	低刃刀座B Cartridge B	W_1	W_2	e	范围 Boring range	刀片 Insert	刀片螺钉 Insert screw	旗形扳手 Wrench	重量 Weight
AASP 2026	ABSP 2026	12.97	12.87	19.22	20-26	SPMT060204	M022W050	Q06B	0.006
2531	2531	12.97	12.87	20.22	25-31	SPMT060204	M022W050	Q06B	0.009
2936	2936	11.7	11.55	25	29-36	SPMT060204	M022W050	Q06B	0.01
3542	3542	11.7	11.55	30	35-42	SPMT060204	M022W050	Q06B	0.01
3645	3645	11.7	11.5	33	36-45	SPMT060204	M022W050	Q06B	0.02
4453	4453	11.7	11.5	38	44-53	SPMT060204	M022W050	Q06B	0.02
AASC 4556	ABSC 4556	15.6	15.4	41.1	45-56	SCMT09T308	M040S100-1	Q15	0.03
5566	5566	15.6	15.4	46.5	55-66	SCMT09T308	M040S100-1	Q15	0.04
5674	5674	19.15	18.95	49.5	56-74	SCMT09T308	M040S100-1	Q15	0.07
7492	7492	19.15	18.95	62	74-92	SCMT09T308	M040S100-1	Q15	0.09
7090	7090	22.6	22.35	60	70-90	SCMT120408	M050Y110-1	Q20	0.11
90110	90110	22.6	22.35	78	90-110	SCMT120408	M050Y110-1	Q20	0.17
90130	90130	22.6	22.35	82	90-130	SCMT120408	M050Y110-1	Q20	0.18
130170	130170	22.6	22.35	102.5	130-170	SCMT120408	M050Y110-1	Q20	0.23

注意：SPGT060204德克刀片、SCMT09T308/SCMT120408三菱刀片

ABH

Cartridge for ABH Rough Back-boring Tool
ABH 反镗式粗镗头刀座



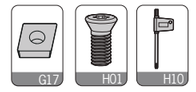

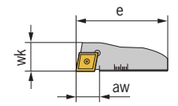

反镗刀座K Cartridge K	aw	wk	e	范围 Boring range	组合镗头 Boring head	刀片 Insert	刀片螺钉 Insert screw	旗形扳手 Wrench	重量 Weight
AKCC 2936	4	11	25	29-36	ABH25	CCMT0602	M025W060	Q08	0.01
3542	7	11	30	35-42	ABH25	CCMT0602	M025W060	Q08	0.02
3645	5	11	32	36-45	ABH32	CCMT0602	M025W060	Q08	0.02
4453	9	11	38	44-53	ABH32	CCMT0602	M025W060	Q08	0.02
4556	5	15	40	45-56	ABH40	CCMT09T3	M040S100-1	Q15	0.04
5566	12	15	46.5	55-66	ABH40	CCMT09T3	M040S100-1	Q15	0.05
5674	11	17	49	56-74	ABH50	CCMT09T3	M040S100-1	Q15	0.07
7492	17	17	62	74-92	ABH50	CCMT09T3	M040S100-1	Q15	0.09
7090	12	21	60	70-90	ABH63	CCMT1204	M050Y110-1	Q20	0.13
90110	22	21	78	90-110	ABH63	CCMT1204	M050Y110-1	Q20	0.18
90130	24	21.5	82	90-130	ABH80	CCMT1204	M050Y110-1	Q20	0.18
130170	24	21.5	102.5	130-170	ABH80	CCMT1204	M050Y110-1	Q20	0.25

适用 Suitable:德克、三菱或日立刀片 DEREK、MITSUBISHI Or HITACHI Insert

DBH

DBH Rough Boring Tool
DBH 分体式粗镗头



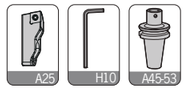

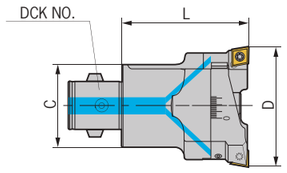

型号 Specification	C	L	范围 Boring range	组合刀柄 Adapter size	刀片座 Cartridge		重量 Weight
DCK1-DBH20-26-C	19	32.5	20-26	DCK1	DACC2026-C	DBCC2026-C	0.06
DCK2-DBH25-33-C	24	35.5	25-33	DCK2	DACC2533-C	DBCC2533-C	0.12
DCK3-DBH32-42-C	31	40	32-42	DCK3	DACC3242-C	DBCC3242-C	0.25
DCK4-DBH40-55-C	39	47	40-55	DCK4	DACC4055-C	DBCC4055-C	0.45
DCK5-DBH52-70-C	50	57	52-70	DCK5	DACC5270-C	DBCC5270-C	0.88
DCK6-DBH68-92-C	64	71	68-92	DCK6	DACC6892-C	DBCC6892-C	1.58
DCK6-DBH90-122-C	64	71	90-122	DCK6	DACC90122-C	DBCC90122-C	2.28
DCK6-DBH120-164-C	64	71	120-164	DCK6	DACC120164-C	DBCC120164-C	3.20
DCK6-DBH160-204-C	64	71	160-204	DCK6	DACC160204-C	DBCC160204-C	3.30
DCK7-DBH120-164-C	90	87	120-164	DCK7	DACC120164-C	DBCC120164-C	4.70
DCK7-DBH160-204-C	90	87	160-204	DCK7	DACC160204-C	DBCC160204-C	5.80

注：使用错齿式加工详见A75页“加工方法”
Notice: For stepped cutting, please refer to Page A75。

Cartridge for DBH Rough Boring Tool
DBH 粗镗头刀座



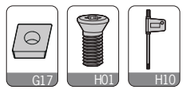

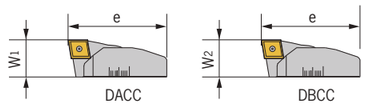

高刃刀座A Cartridge A	低刃刀座B Cartridge B	W_1	W_2	e	范围 Boring range	刀片 Insert	刀片螺钉 Insert screw	旗形扳手 Wrench	重量 Weight
DACC 2026-C	**DBCC 2026-C**	13.2	13.0	17.0	20-26	CCMT0602	M025W060	Q08	0.01
2533-C	**2533-C**	13.2	13.0	20.9	25-33	CCMT0602	M025W060	Q08	0.01
3242-C	**3242-C**	16.4	16.2	26.4	32-42	CCMT0602	M025W060	Q08	0.02
4055-C	**4055-C**	19.6	19.4	33.0	40-55	CCMT09T3	M040S100-1	Q15	0.04
5270-C	**5270-C**	22.6	22.4	44.4	52-70	CCMT09T3	M040S100-1	Q15	0.06
6892-C	**6892-C**	27.7	27.5	58.4	68-92	CCMT1204	M050Y110-1	Q20	0.09
90122-C	**90122-C**	25.7	25.45	72.9	90-122	CCMT1204	M050Y110-1	Q20	0.12
120164-C	**120164-C**	29.7	29.4	106.5	120-164	CCMT1204	M050Y110-1	Q20	0.18
160204-C	**160204-C**	29.7	29.4	120.5	160-204	CCMT1204	M050Y110-1	Q20	0.23

适用 Suitable:德克、三菱或日立刀片 DEREK、MITSUBISHI Or HITACHI Insert

DBH

DBH 6° Rough Boring Tool
DBH 6° 分体式粗镗头



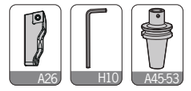

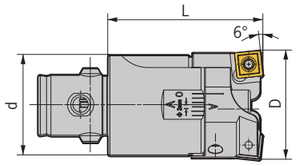

型号 Specification	d	L	范围 Boring range	组合刀柄 Adapter size	刀片座 Cartridge		重量 Weight
DCK1-DBH20-26-S	19	32.5	20-26	DCK1	DASP2026-S	DBSP2026-S	0.06
DCK2-DBH25-33-S	24	35.5	25-33	DCK2	DASP2533-S	DBSP2533-S	0.12
DCK3-DBH32-42-S	31	40	32-42	DCK3	DASP3242-S	DBSP3242-S	0.25
DCK4-DBH40-55-S	39	47	40-55	DCK4	DASC4055-S	DBSC4055-S	0.45
DCK5-DBH52-70-S	50	57	52-70	DCK5	DASC5270-S	DBSC5270-S	0.88
DCK6-DBH68-92-S	64	71	68-92	DCK6	DASC6892-S	DBSC6892-S	1.58
DCK6-DBH90-122-S	64	71	90-122	DCK6	DASC90122-S	DBSC90122-S	2.28
DCK7-DBH120-164-S	90	71	120-164	DCK7	DASC120164-S	DBSC120164-S	4.70
DCK7-DBH160-204-S	90	71	160-204	DCK7	DASC160204-S	DBSC160204-S	5.80

注：使用错齿式加工详见A75页“加工方法”
Notice: For stepped cutting, please refer to Page A75。

Cartridge for DBH 6° Rough Boring Tool
DBH 6° 粗镗头刀座



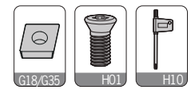

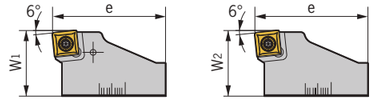

高刃刀座A Cartridge A	低刃刀座B Cartridge B	W_1	W_2	e	范围 Boring range	刀片 Insert	刀片螺钉 Insert screw	旗形扳手 Wrench	重量 Weight
DASP 2026-S	**DBSP 2026-S**	13.15	13	17.5	20-26	SPMT060204	M022W050	Q06	0.01
2533-S	**2533-S**	13.35	13.2	21	25-33	SPMT060204	M022W050	Q06	0.01
3242-S	**3242-S**	16.37	16.17	26.4	32-42	SPMT060204	M022W050	Q06	0.02
DASC 4055-S	**DBSC 4055-S**	19.61	19.41	33	40-55	SCMT09T308	M040S100-1	Q15	0.04
5270-S	**5270-S**	22.56	22.36	44.4	52-70	SCMT09T308	M040S100-1	Q15	0.09
6892-S	**6892-S**	27.7	27.45	58.5	68-92	SCMT120408	M050Y110-1	Q20	0.14
90122-S	**90122-S**	25.7	25.45	73	90-122	SCMT120408	M050Y110-1	Q20	0.22
120164-S	**120164-S**	29.7	29.4	106.5	120-164	SCMT120408	M050Y110-1	Q20	0.52
160204-S	**160204-S**	29.7	29.4	120.5	160-204	SCMT120408	M050Y110-1	Q20	0.64

注意：SPGT060204德克刀片、SCMT09T308/SCMT120408三菱刀片

FM-DBH

FM-DBH Large Diameter Rough Boring Tool
FM-DBH 大径双刃粗镗头



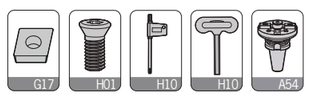

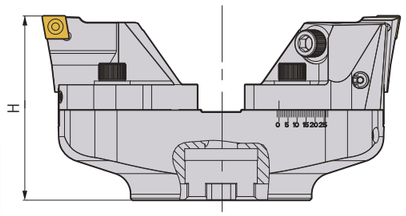

型号 Specification	范围 Boring range	H	组合刀柄 Adapter size	刀片型号 Insert	重量 Weight
FMS- DBH148200	148-200	102	FMS	CCMT1204	3.86
DBH198250	198-250	102	FMS	/	4.39
DBH248300	248-300	102	FMS	CNMG1606	4.87

刀片座 Insert Holder	图示 Picture	刀片型号 Insert	配件 Item	扳手 Wrench	重量 Weight
S12-R40-CC12		CCMT1204	 M050Y110-1	Q20	0.25
S12-R40-CN16		CNMG1606	 MC1604-X MX0822 MY0823 ML0828	L03,L04	0.30

适用 Suitable:德克、京瓷或住友刀片 DEREK、KYOCERA Or SUMITOMO Insert

组件 Item	型号 Specification	图示 Picture	重量 Weight
组合刀柄 Adapter Size	**HSK-A-FMS**		-
	BT-FMS		-
	SK-FMS		-
	BBT-FMS		-
	CAT-FMS		-
大径铝横梁 Extension Aluminum Bridge	**FMS40-148**		1.46
	FMS40-198		1.99
	FMS40-248		2.47
粗镗滑块 Rough Boring Slider	**FMS12-S17**		0.95

特 点 / Feature

■铝制比重70–90%。
■中心内冷。
■轴向可调，调节行程1.5 mm.
■动平衡设定：G6.3；1，000 rpm。

■70-90% of material is made from Aluminum.
■With internal cooling supply.
■Axial direction adjustable 0~1.5mm.
■Balanced: G6.3;1,000 rpm.

FM-DBH

FM-DBH Large Diameter Rough Boring Tool
FM-DBH 大径双刃粗镗头



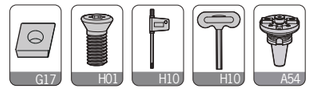

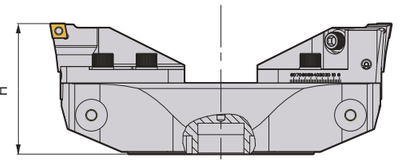

型号 Specification	范围 Boring range	H	组合刀柄 Adapter size	刀片型号 Insert	重量 Weight
FMX- DBH298380	298-380	114	FMX	CCMT1204	8.97
DBH378460	378-460	119	FMX	/	10.73
DBH458540	458-540	124	FMX	CNMG1606	12.66

刀片座 Insert Holder	图示 Picture	刀片型号 Insert	配件 Item	扳手 Wrench	重量 Weight
S12-R40-CC12		CCMT1204	 M050Y110-1	Q20	0.25
S12-R40-CN16		CNMG1606	 MC1604-X MX0822 MY0823 ML0828	L03,L04	0.30

适用 Suitable:德克、京瓷或住友刀片 DEREK、KYOCERA Or SUMITOMO Insert

组件 Item	型号 Specification	图示 Picture	重量 Weight
组合刀柄 Adapter Size	**HSK-A-FMX**		-
	BT-FMX		-
	SK-FMX		-
	BBT-FMX		-
	CAT-FMX		-
大径铝横梁 Extension Aluminum Bridge	**FMX40-298**		5.33
	FMX40-378		7.09
	FMX40-458		9.02
粗镗滑块 Rough Boring Slider	**FMS12-S24**		1.57

特 点 / Feature

■铝制比重70–90%。
■中心内冷。
■轴向可调，调节行程1.5 mm.
■动平衡设定：G6.3；1，000 rpm。

■70-90% of material is made from Aluminum.
■With internal cooling supply.
■Axial direction adjustable 0~1.5mm.
■Balanced: G6.3;1,000 rpm.

FM-DBH

FM-DBH Large Diameter Rough Boring Tool
FM-DBH 大径双刃粗镗头



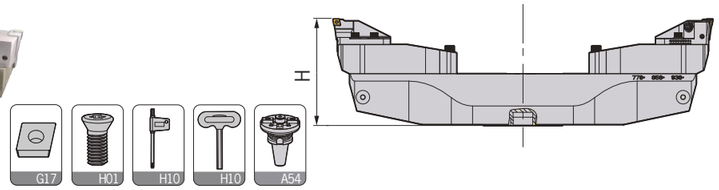

型号 Specification		范围 Boring range	H	组合刀柄 Adapter size	刀片型号 Insert	重量 Weight
FMX-	DBH538780	538-780	198	FMX	CCMT1204	25.11
	DBH7781020	778-1020	218	FMX	/	36.30
	DBH10181260	1018-1260	218	FMX	CNMG1606	43.73

刀片座 Insert Holder	图示 Picture	刀片型号 Insert	配件 Item	扳手 Wrench	重量 Weight
S12-R40-CC12		CCMT1204	M050Y110-1	Q20	0.25
S12-R40-CN16		CNMG1606	 MC1604-X  MX0822  MY0823  ML0828	L03,L04	0.30

适用 Suitable:德克、京瓷或住友刀片 DEREK、KYOCERA Or SUMITOMO Insert

组件 Item	型号 Specification	图示 Picture	重量 Weight
组合刀柄 Adapter size	HSK-A-FMX		-
	BT-FMX		-
	SK-FMX		-
	BBT-FMX		-
	CAT-FMX		-
大径铝横梁 Extension Aluminum bridge	FMX40-538		14.77
	FMX40-778		25.96
	FMX40-1018		33.39
加长铝滑块 Long Aluminum Slider	FMA35-S24		3.35
粗镗滑块 Rough Boring Slider	FMS12-S24		1.57

特 点 / Feature

■铝制比重70–90%。
■中心内冷。
■轴向可调，调节行程1.5 mm.
■动平衡设定：G6.3；1，000 rpm。

■70-90% of material is made from Aluminum.
■With internal cooling supply.
■Axial direction adjustable 0~1.5mm.
■Balanced: G6.3;1,000 rpm.

BSA

BSA 45° Boring Holder With Square Boring Bit
BSA 45° 粗镗孔刀柄



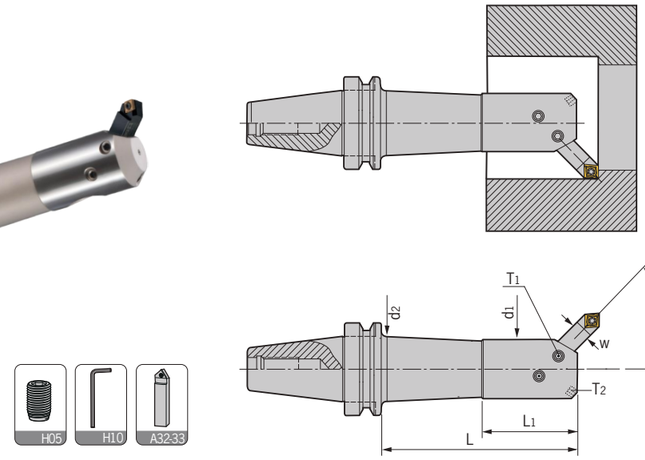

型号 Specification		d1	d2	L1	L	范围 Boring range	W	锁紧螺钉 T1		锁紧螺钉 T2	重量 Weight
BT40-	BSA25-120	20	22	35	90	25-38	8	M060U060-D	-	-	1.19
	BSA30-150	24	26	40	120	30-42	8	M060U080-D	M060U100-D	-	1.40
	BSA38-165	30	33	50	135	38-52	10	M080U100-D	M080U120-D	-	1.70
	BSA42-165	34	37	50	135	42-56	10	M080U100-D	M080U120-D	-	1.91
	BSA42-210	34	37	50	180	42-56	10	M080U100-D	M080U120-D	-	2.24
	BSA50-165	40	44	65	135	50-65	13	M080U100-D	M080U120-D	M080U160-D	2.24
	BSA62-180	50	56	80	150	62-90	16	M100U120-D	M100U160-D	M100U200-D	3.20
	BSA72-180	60	-	95	150	72-110	19	M100U120-D	M100U200-D	M100U250-D	3.93
	BSA90-180	75	-	-	150	90-125	19	M120U200-D	M120U300-D	-	5.13
BT50-	BSA25-135	20	22	35	92	25-38	8	M060U060-D	-	-	3.90
	BSA30-165	24	26	40	122	30-42	8	M060U080-D	M060U100-D	-	4.07
	BSA38-180	30	33	50	137	38-52	10	M080U100-D	M080U120-D	-	4.39
	BSA42-210	34	37	60	167	42-56	10	M080U100-D	M080U120-D	-	4.86
	BSA50-180	40	44	65	137	50-65	13	M080U100-D	M080U120-D	M080U160-D	5.00
	BSA50-240	40	44	65	197	50-65	13	M080U100-D	M080U120-D	M080U160-D	5.59
	BSA62-195	50	56	80	152	62-90	16	M100U120-D	M100U160-D	M100U200-D	5.93
	BSA62-270	50	56	80	227	62-90	16	M100U120-D	M100U160-D	M100U200-D	6.63
	BSA72-195	60	66	95	152	72-110	19	M100U160-D	M100U200-D	M100U250-D	6.18
	BSA72-285	60	66	95	242	72-110	19	M100U160-D	M100U200-D	M100U250-D	8.92
	BSA90-210	75	80	110	267	90-125	19	M120U200-D	M120U300-D	-	8.88
	BSA90-300	75	80	110	257	90-125	19	M120U200-D	M120U300-D	-	12.14
	BSA105-195	90	-	-	152	105-160	25	M120U200-D	M120U300-D	-	10.60
	BSA105-285	90	94	130	242	105-160	25	M120U200-D	M120U300-D	-	14.00

注：刀夹需单独订购。
Notice: Square boring bit shall be ordered separately.

特 点 / Feature

■可选用四角形熔焊刀具或舍弃式刀具。
■镗盲孔专用。

■Can be with 4-corner welded cutter or indexable cutting tools.
■Special for blind holes.

BSB

BSB 90° Boring Holder With Square Boring Bit
BSB90° 粗镗孔刀柄



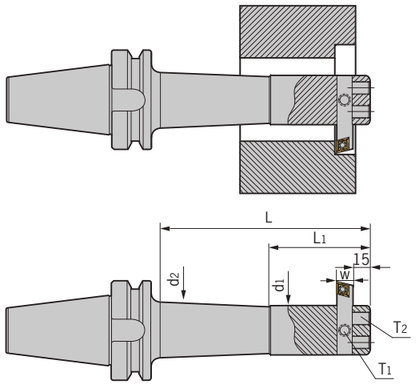

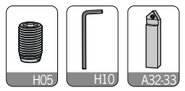

型号 Specification		d1	d2	L1	L	范围 Boring range	W	锁紧螺钉 T1	锁紧螺钉 T2	重量 Weight
BT40-	BSB25-120	20	22	35	90	25-52	8	M060U060-D	M060U120-D	1.21
	BSB38-150	30	33	55	120	38-70	10	M080U100-D	M080U120-D	1.73
	BSB50-165	40	44	70	135	50-90	13	M100U120-D	M100U120-D	2.45
	BSB62-180	50	56	80	150	62-115	16	M100U120-D	M100U160-D	3.56
	BSB90-180	75	-	-	150	90-150	19	M120U120-D	M120U250-D	6.30
BT50-	BSB25-135	20	22	35	92	25-52	8	M060U060-D	M060U120-D	3.95
	BSB38-180	30	33	55	137	38-70	10	M080U100-D	M080U120-D	4.51
	BSB50-180	40	44	70	137	50-90	13	M100U120-D	M100U120-D	5.21
	BSB50-240	40	44	70	197	50-90	13	M100U120-D	M100U120-D	5.82
	BSB62-195	50	56	80	152	62-115	16	M100U120-D	M100U160-D	6.33
	BSB62-270	50	56	80	227	62-115	16	M100U120-D	M100U160-D	7.61
	BSB72-195	60	66	95	152	72-135	19	M120U120-D	M120U200-D	7.40
	BSB72-285	60	66	95	242	72-135	19	M120U120-D	M120U200-D	9.37
	BSB90-210	75	80	115	167	90-150	19	M120U120-D	M120U250-D	9.97
	BSB90-300	75	80	115	257	90-150	19	M120U120-D	M120U250-D	13.24
	BSB105-195	90	-	-	152	105-190	25	M120U120-D	M120U300-D	11.66
	BSB105-285	90	94	135	242	105-190	25	M120U120-D	M120U300-D	16.29

注：刀夹需单独订购。
Notice: Square boring bit shall be ordered separately.

特点 / Feature

■适用于孔径凹凸不平，毛坯粗糙之加工物。 ■For work piece with a rough surface.
■适用通孔、反镗加工。 ■Special for through holes.

TBS

TBS Square Boring Bar
TBS 舍弃式镗孔刀杆





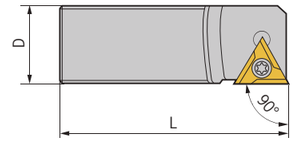

T90度刀杆适用于BSB刀柄 For BSB Boring Holder

型号 Specification		D	L	范围 Boring range	刀片 Insert	刀片螺钉 Insert screw	旗形扳手 Wrench	重量 Weight
TBS	910-36-L	10	36	38-50	TPGH0902	M025W060	Q08	0.05
	910-45-L	10	45	50-70	TPGH0902	M025W060	Q08	0.05
	913-48-L	13	48	50-70	TPGH1103	M030W070	Q08	0.08
	913-65-L	13	65	70-90	TPGH1103	M030W070	Q08	0.10
	916-60-L	16	60	62-90	TPGH1103	M030W070	Q08	0.15
	916-80-L	16	80	90-115	TPGH1103	M030W070	Q08	0.20
	919-70-L	19	70	72-105	TPGH1603	M035T085	Q15	0.22
	919-85-L	19	85	90-115	TPGH1603	M035T085	Q15	0.25
	919-90-L	19	90	105-135	TPGH1603	M035T085	Q15	0.27
	919-105-L	19	105	115-150	TPGH1603	M035T085	Q15	0.30
	925-100-L	25	100	105-140	TPGH1603	M035T085	Q15	0.50
	925-135-L	25	130	140-190	TPGH1603	M035T085	Q15	0.65

适用 Suitable:德克、京瓷或住友刀片 DEREK、KYOCERA Or SUMITOMO Insert





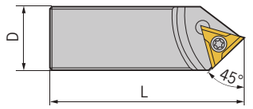

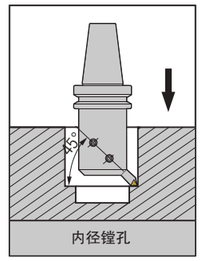

T45度刀杆适用于BSA刀柄 For BSA Boring Holder

型号 Specification		D	L	范围 Boring range	刀片 Insert	刀片螺钉 Insert screw	旗形扳手 Wrench	重量 Weight
TBS	410-45	10	45	38-52	TPGH0902	M025W060	Q08	0.05
	410-50	10	50	42-56	TPGH0902	M025W060	Q08	0.05
	413-60	13	60	50-65	TPGH1103	M030W070	Q08	0.10
	416-75	16	75	62-90	TPGH1103	M030W070	Q08	0.15
	419-90	19	90	72-110	TPGH1603	M035T085	Q15	0.25
	419-115	19	115	90-125	TPGH1603	M035T085	Q15	0.35
	425-130	25	130	105-160	TPGH1603	M035T085	Q15	0.65

适用 Suitable:德克、京瓷或住友刀片 DEREK、KYOCERA Or SUMITOMO Insert

特点 / Feature

■TBS适合粗加工及中切削加工。 ■For roughing and medium-heavy cutting.

CBS

CBS Square Boring Bar
CBS 舍弃式镗孔刀杆



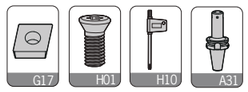

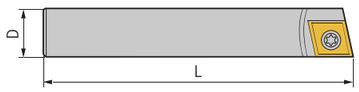

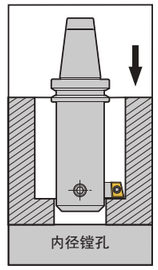

C90度刀杆适用于BSB刀柄 For BSB Boring Holder

型号 Specification		D	L	范围 Boring range	刀片 Insert	刀片螺钉 Insert screw	旗形扳手 Wrench	重量 Weight
CBS	908-23-L	8	23	25-38	CCMT0602	M025W060	Q08	0.05
	908-30-L	8	30	38-52	CCMT0602	M025W060	Q08	0.06
	910-36-L	10	36	38-50	CCMT0602	M025W060	Q08	0.07
	910-45-L	10	45	50-70	CCMT0602	M025W060	Q08	0.08
	913-48-L	13	48	50-70	CCMT09T3	M040S100	Q15	0.10
	913-65-L	13	65	70-90	CCMT09T3	M040S100	Q15	0.12
	916-60-L	16	60	62-90	CCMT09T3	M040S100	Q15	0.15
	916-80-L	16	80	90-115	CCMT09T3	M040S100	Q15	0.17
	919-70-L	19	70	72-105	CCMT1204	M050Y110-1	Q20	0.20
	919-85-L	19	85	90-115	CCMT1204	M050Y110-1	Q20	0.23
	919-90-L	19	90	105-135	CCMT1204	M050Y110-1	Q20	0.24
	919-105-L	19	105	115-150	CCMT1204	M050Y110-1	Q20	0.30
	925-100-L	25	100	105-140	CCMT1204	M050Y110-1	Q20	0.50
	925-135-L	25	135	140-190	CCMT1204	M050Y110-1	Q20	0.65

适用 Suitable:德克、三菱或日立刀片 DEREK、MITSUBISHI Or HITACHI Insert



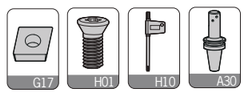

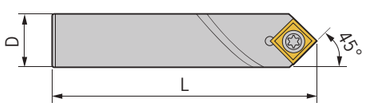

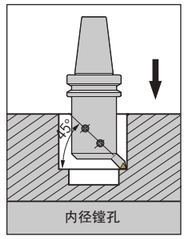

C45度刀杆适用于BSA刀柄 For BSA Boring Holder

型号 Specification		D	L	范围 Boring range	刀片 Insert	刀片螺钉 Insert screw	旗形扳手 Wrench	重量 Weight
CBS	408-30	8	30	25-38	CCMT0602	M025W060	Q08	0.05
	408-35	8	35	30-42	CCMT0602	M025W060	Q08	0.06
	410-45	10	45	38-52	CCMT0602	M025W060	Q08	0.07
	410-50	10	50	42-56	CCMT0602	M025W060	Q08	0.08
	413-60	13	60	50-65	CCMT09T3	M040S100	Q15	0.10
	416-75	16	75	62-90	CCMT09T3	M040S100	Q15	0.20
	419-90	19	90	72-110	CCMT1204	M050Y110-1	Q20	0.25
	419-115	19	115	90-125	CCMT1204	M050Y110-1	Q20	0.30
	425-130	25	130	105-160	CCMT1204	M050Y110-1	Q20	0.60

适用 Suitable:德克、三菱或日立刀片 DEREK、MITSUBISHI Or HITACHI Insert

特 点 / Feature

■CBS适合重切削加工。 ■For heavy cutting.

SB

SB Fixed Rough Boring Bar
SB 固定式粗镗刀杆



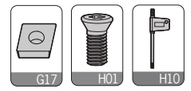

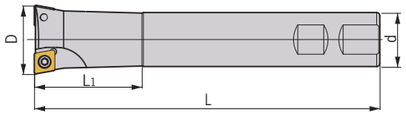

型号 Specification		刃数 Teeth	D	d	L1	L	刀片 Insert	刀片螺钉 Insert screw	旗形扳手 Wrench	重量 Weight
SB-	C16-TB16-110	2	15.8	16	60	110	CCMT060204	M025W060	Q08	0.15
	C16-TB16-135	2	15.8	16	85	135	CCMT060204	M025W060	Q08	0.18
	C16-TB17-110	2	16.8	16	40	110	CCMT060204	M025W060	Q08	0.16
	C16-TB17-135	2	16.8	16	40	135	CCMT060204	M025W060	Q08	0.20
	C16-TB18-110	2	17.8	16	40	110	CCMT060204	M025W060	Q08	0.16
	C16-TB18-135	2	17.8	16	40	135	CCMT060204	M025W060	Q08	0.20
	C16-TB19-110	2	18.8	16	40	110	CCMT060204	M025W060	Q08	0.16
	C16-TB19-160	2	18.8	16	40	160	CCMT060204	M025W060	Q08	0.24
	C16-TB20-110	2	19.8	16	40	110	CCMT060204	M025W060	Q08	0.17
	C16-TB20-160	2	19.8	16	40	160	CCMT060204	M025W060	Q08	0.25
	C20-TB21-120	2	20.8	20	40	120	CCMT060204	M025W060	Q08	0.27
	C20-TB21-160	2	20.8	20	40	160	CCMT060204	M025W060	Q08	0.37
	C20-TB22-120	2	21.8	20	40	120	CCMT060204	M025W060	Q08	0.28
	C20-TB22-160	2	21.8	20	40	160	CCMT060204	M025W060	Q08	0.38
	C20-TB23-120	2	22.8	20	40	120	CCMT060204	M025W060	Q08	0.28
	C20-TB23-180	2	22.8	20	40	180	CCMT060204	M025W060	Q08	0.43
	C20-TB24-120	2	23.8	20	40	120	CCMT060204	M025W060	Q08	0.29
	C20-TB24-180	2	23.8	20	40	180	CCMT060204	M025W060	Q08	0.44
	C20-TB25-120	2	24.8	20	40	120	CCMT060204	M025W060	Q08	0.29
	C20-TB25-160	2	24.8	20	40	160	CCMT060204	M025W060	Q08	0.39
	C20-TB25-190	2	24.8	20	40	190	CCMT060204	M025W060	Q08	0.47
	C20-TB26-120	2	25.8	20	40	120	CCMT060204	M025W060	Q08	0.30
	C20-TB26-190	2	25.8	20	40	190	CCMT060204	M025W060	Q08	0.47
	C20-TB27-120	2	26.8	20	40	120	CCMT060204	M025W060	Q08	0.30
	C20-TB27-190	2	26.8	20	40	190	CCMT060204	M025W060	Q08	0.48
	C20-TB28-120	2	27.8	20	40	120	CCMT09T308	M040S100-1	Q15	0.28
	C20-TB28-190	2	27.8	20	40	190	CCMT09T308	M040S100-1	Q15	0.46
	C25-TB30-160	2	29.8	25	50	160	CCMT09T308	M040S100-1	Q15	0.58
	C25-TB30-190	2	29.8	25	50	190	CCMT09T308	M040S100-1	Q15	0.70
	C25-TB32-160	2	31.8	25	50	160	CCMT09T308	M040S100-1	Q15	0.60
	C25-TB32-210	2	31.8	25	50	210	CCMT09T308	M040S100-1	Q15	0.79
	C25-TB35-160	2	34.8	25	50	160	CCMT09T308	M040S100-1	Q15	0.61
	C25-TB35-230	2	34.8	25	50	230	CCMT09T308	M040S100-1	Q15	0.88
	C25-TB37-160	2	36.8	25	50	160	CCMT09T308	M040S100-1	Q15	0.63
	C25-TB37-250	2	36.8	25	50	250	CCMT09T308	M040S100-1	Q15	0.97
	C25-TB40-160	2	39.8	25	50	160	CCMT09T308	M040S100-1	Q15	0.68
	C32-TB40-250	2	39.8	32	50	250	CCMT09T308	M040S100-1	Q15	1.03
	C32-TB42-200	2	41.8	32	50	200	CCMT09T308	M040S100-1	Q15	1.27
	C32-TB42-250	2	41.8	32	50	250	CCMT09T308	M040S100-1	Q15	1.59
	C32-TB45-200	2	44.8	32	50	200	CCMT09T308	M040S100-1	Q15	1.31
	C32-TB45-310	2	44.8	32	50	310	CCMT09T308	M040S100-1	Q15	2.01
	C32-TB47-200	2	46.8	32	50	200	CCMT09T308	M040S100-1	Q15	1.34
	C32-TB47-260	2	46.8	32	50	260	CCMT09T308	M040S100-1	Q15	1.72
	C32-TB50-200	2	49.8	32	50	200	CCMT09T308	M040S100-1	Q15	1.38
	C32-TB50-310	2	49.8	32	50	310	CCMT09T308	M040S100-1	Q15	2.07

适用 Suitable:德克刀片 DEREK Insert

KSD-W

KSD-W Indexable Insert Drill (3xD)
KSD-W 舍弃式快速钻头（3倍长）



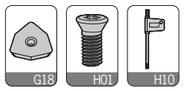

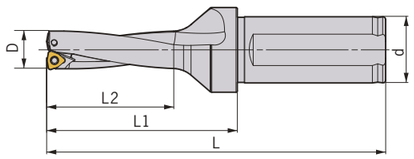

	型号 Specification	刃数 Teeth	D	d	L_1	L_2	L	刀片 Insert	刀片螺钉 Insert screw	旗形扳手 Wrench	重量 Weight
KSD-	C25-150-3-W	2	15	25	72	48	128	WCMX030208	M025W050	Q08B	0.32
	C25-155-3-W	2	15.5	25	72	48	128	WCMX030208	M025W050	Q08B	0.32
	C25-160-3-W	2	16	25	75	51	131	WCMX030208	M025W050	Q08B	0.33
	C25-165-3-W	2	16.5	25	75	51	131	WCMX030208	M025W050	Q08B	0.34
	C25-170-3-W	2	17	25	78	54	134	WCMX030208	M025W060	Q08B	0.34
	C25-175-3-W	2	17.5	25	78	54	134	WCMX030208	M025W060	Q08B	0.35
	C25-180-3-W	2	18	25	81	57	137	WCMX030208	M025W060	Q08B	0.36
	C25-185-3-W	2	18.5	25	81	57	137	WCMX030208	M025W060	Q08B	0.36
	C25-190-3-W	2	19	25	84	60	140	WCMX030208	M025W060	Q08B	0.37
	C25-195-3-W	2	19.5	25	84	60	140	WCMX030208	M025W060	Q08B	0.37
	C32-200-3-W	2	20	32	91	64	151	WCMX040208	M025W070	Q08B	0.57
	C32-205-3-W	2	20.5	32	91	64	151	WCMX040208	M025W070	Q08B	0.57
	C32-210-3-W	2	21	32	94	67	154	WCMX040208	M025W070	Q08B	0.58
	C32-215-3-W	2	21.5	32	94	67	154	WCMX040208	M025W070	Q08B	0.58
	C32-220-3-W	2	22	32	97	70	157	WCMX040208	M025W070	Q08B	0.59
	C32-225-3-W	2	22.5	32	97	70	157	WCMX040208	M025W070	Q08B	0.59
	C32-230-3-W	2	23	32	100	73	160	WCMX040208	M025W070	Q08B	0.61
	C32-235-3-W	2	23.5	32	100	73	160	WCMX040208	M025W070	Q08B	0.62
	C32-240-3-W	2	24	32	103	76	163	WCMX040208	M025W070	Q08B	0.64
	C32-245-3-W	2	24.5	32	103	76	163	WCMX040208	M025W070	Q08B	0.65
	C32-250-3-W	2	25	32	106	79	166	WCMX050308	M030W070	Q08B	0.66
	C32-255-3-W	2	25.5	32	106	79	166	WCMX050308	M030W070	Q08B	0.66
	C32-260-3-W	2	26	32	109	82	169	WCMX050308	M030W070	Q08B	0.70
	C32-265-3-W	2	26.5	32	109	82	169	WCMX050308	M030W070	Q08B	0.70
	C32-270-3-W	2	27	32	112	85	172	WCMX050308	M030W070	Q08B	0.71
	C32-280-3-W	2	28	32	115	88	175	WCMX050308	M030W070	Q08B	0.75
	C32-290-3-W	2	29	32	118	91	178	WCMX050308	M030W070	Q08B	0.77
	C32-300-3-W	2	30	32	121	94	181	WCMX050308	M030W070	Q08B	0.81
	C32-310-3-W	2	31	32	127	97	187	WCMX06T308	M035W090	Q15B	0.84
	C32-320-3-W	2	32	32	130	100	190	WCMX06T308	M035W090	Q15B	0.88
	C32-330-3-W	2	33	32	133	103	193	WCMX06T308	M035W090	Q15B	0.93
	C32-340-3-W	2	34	32	136	106	196	WCMX06T308	M035W090	Q15B	0.96
	C32-350-3-W	2	35	32	139	109	199	WCMX06T308	M035W090	Q15B	0.97
	C32-360-3-W	2	36	32	142	112	202	WCMX06T308	M035W090	Q15B	1.06
	C32-370-3-W	2	37	32	145	115	205	WCMX06T308	M035W090	Q15B	1.06
	C32-380-3-W	2	38	32	148	118	208	WCMX06T308	M035W090	Q15B	1.06
	C32-390-3-W	2	39	32	151	121	211	WCMX06T308	M035W090	Q15B	1.17

适用 Suitable:德克或住友刀片 DEREK Or SUMITOMO Insert

转下页
See next page

KSD-W
KSD-W Indexable Insert Drill (3xD)
KSD-W 舍弃式快速钻头（3倍长）



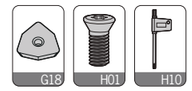

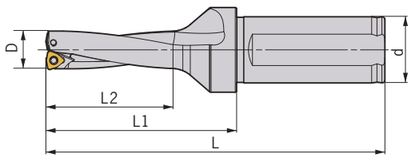

	型号 Specification	刃数 Teeth	D	d	L_1	L_2	L	刀片 Insert	刀片螺钉 Insert screw	旗形扳手 Wrench	重量 Weight
KSD-	C40-400-3-W	2	40	40	156	126	226	WCMX080412	M040W090	Q15B	1.66
	C40-410-3-W	2	41	40	159	129	229	WCMX080412	M040W090	Q15B	1.66
	C40-420-3-W	2	42	40	162	132	232	WCMX080412	M040W090	Q15B	1.70
	C40-430-3-W	2	43	40	165	135	235	WCMX080412	M040W090	Q15B	1.77
	C40-440-3-W	2	44	40	168	138	238	WCMX080412	M040W090	Q15B	1.81
	C40-450-3-W	2	45	40	171	141	241	WCMX080412	M040W090	Q15B	1.81
	C40-460-3-W	2	46	40	174	144	244	WCMX080412	M040W090	Q15B	1.96
	C40-470-3-W	2	47	40	177	147	247	WCMX080412	M040W090	Q15B	2.04
	C40-480-3-W	2	48	40	180	150	250	WCMX080412	M040W090	Q15B	2.11
	C40-490-3-W	2	49	40	183	150	253	WCMX080412	M040W090	Q15B	2.20
	C40-500-3-W	2	50	40	186	153	256	WCMX080412	M040W090	Q15B	2.28
	C40-510-3-W	2	51	40	189	189	259	WCMX080412	M040W090	Q15B	2.30
	C40-520-3-W	2	52	40	192	192	262	WCMX080412	M040W090	Q15B	2.40
	C40-530-3-W	2	53	40	195	195	265	WCMX080412	M040W090	Q15B	2.42
	C40-540-3-W	2	54	40	198	198	268	WCMX080412	M040W090	Q15B	2.46
	C40-550-3-W	2	55	40	201	201	271	WCMX080412	M040W090	Q15B	2.56
	C40-560-3-W	2	56	40	204	204	274	WCMX080412	M040W090	Q15B	2.79
	C40-570-3-W	2	57	40	207	207	277	WCMX080412	M040W090	Q15B	2.89
	C40-580-3-W	2	58	40	210	210	280	WCMX080412	M040W090	Q15B	2.95
	C40-590-3-W	2	59	40	213	213	283	WCMX080412	M040W090	Q15B	3.18
	C40-600-3-W	2	60	40	216	216	286	WCMX080412	M040W090	Q15B	3.22
	C40-610-3-W	2	61	40	219	219	289	WCMX050308	M030W070	Q08B	3.38
	C40-620-3-W	2	62	40	222	222	292	WCMX050308	M030W070	Q08B	3.47
	C40-630-3-W	2	63	40	225	225	295	WCMX050308	M030W070	Q08B	3.56
	C40-640-3-W	2	64	40	228	228	298	WCMX050308	M030W070	Q08B	3.72
	C40-650-3-W	2	65	40	231	231	301	WCMX050308	M030W070	Q08B	3.94
	C40-660-3-W	2	66	40	234	234	304	WCMX06T308	M030W070	Q08B	4.01
	C40-670-3-W	2	67	40	237	237	307	WCMX06T308	M030W070	Q08B	4.23
	C40-680-3-W	2	68	40	240	240	310	WCMX06T308	M030W070	Q08B	4.28
	C40-690-3-W	2	69	40	243	243	313	WCMX06T308	M030W070	Q08B	4.49
	C40-700-3-W	2	70	40	246	246	316	WCMX06T308	M030W070	Q08B	4.60

适用 Suitable:德克或住友刀片 DEREK Or SUMITOMO Insert

KSD-W

KSD-W Indexable Insert Drill (4xD)
KSD-W 舍弃式快速钻头（4倍长）



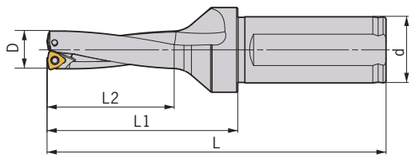

	型号 Specification	刃数 Teeth	D	d	L_1	L_2	L	刀片 Insert	刀片螺钉 Insert screw	旗形扳手 Wrench	重量 Weight
KSD-	C25-160-4-W	2	16	25	92	68	148	WCMX030208	M025W050	Q08B	0.35
	C25-165-4-W	2	16.5	25	92	68	148	WCMX030208	M025W050	Q08B	0.35
	C25-170-4-W	2	17	25	96	72	152	WCMX030208	M025W050	Q08B	0.35
	C25-175-4-W	2	17.5	25	96	72	152	WCMX030208	M025W050	Q08B	0.36
	C25-180-4-W	2	18	25	100	76	156	WCMX030208	M025W060	Q08B	0.37
	C25-185-4-W	2	18.5	25	100	76	156	WCMX030208	M025W060	Q08B	0.38
	C25-190-4-W	2	19	25	104	80	160	WCMX030208	M025W060	Q08B	0.39
	C25-195-4-W	2	19.5	25	104	80	160	WCMX030208	M025W060	Q08B	0.39
	C32-200-4-W	2	20	32	111	84	171	WCMX040208	M025W060	Q08B	0.58
	C32-205-4-W	2	20.5	32	111	84	171	WCMX040208	M025W060	Q08B	0.59
	C32-210-4-W	2	21	32	115	88	175	WCMX040208	M025W060	Q08B	0.60
	C32-215-4-W	2	21.5	32	115	88	175	WCMX040208	M025W060	Q08B	0.61
	C32-220-4-W	2	22	32	119	92	179	WCMX040208	M025W060	Q08B	0.63
	C32-225-4-W	2	22.5	32	119	92	179	WCMX040208	M025W060	Q08B	0.63
	C32-230-4-W	2	23	32	123	96	183	WCMX040208	M025W060	Q08B	0.65
	C32-235-4-W	2	23.5	32	123	96	183	WCMX040208	M025W060	Q08B	0.66
	C32-240-4-W	2	24	32	127	100	187	WCMX040208	M025W060	Q08B	0.67
	C32-245-4-W	2	24.5	32	127	100	187	WCMX040208	M025W060	Q08B	0.68
	C32-250-4-W	2	25	32	131	104	191	WCMX050308	M030W070	Q08B	0.69
	C32-255-4-W	2	25.5	32	131	104	191	WCMX050308	M030W070	Q08B	0.71
	C32-260-4-W	2	26	32	135	108	195	WCMX050308	M030W070	Q08B	0.75
	C32-265-4-W	2	26.5	32	135	108	195	WCMX050308	M030W070	Q08B	0.75
	C32-270-4-W	2	27	32	139	112	199	WCMX050308	M030W070	Q08B	0.77
	C32-280-4-W	2	28	32	143	116	203	WCMX050308	M030W070	Q08B	0.81
	C32-290-4-W	2	29	32	147	120	207	WCMX050308	M030W070	Q08B	0.84
	C32-300-4-W	2	30	32	151	124	211	WCMX050308	M030W070	Q08B	0.87
	C32-310-4-W	2	31	32	158	128	218	WCMX06T308	M035W090	Q15B	0.91
	C32-320-4-W	2	32	32	162	132	222	WCMX06T308	M035W090	Q15B	0.97
	C32-330-4-W	2	33	32	166	136	226	WCMX06T308	M035W090	Q15B	1.00
	C32-340-4-W	2	34	32	170	140	230	WCMX06T308	M035W090	Q15B	1.03
	C32-350-4-W	2	35	32	174	144	234	WCMX06T308	M035W090	Q15B	1.08
	C32-360-4-W	2	36	32	178	148	238	WCMX06T308	M035W090	Q15B	1.12
	C32-370-4-W	2	37	32	182	152	242	WCMX06T308	M035W090	Q15B	1.19
	C32-380-4-W	2	38	32	186	156	246	WCMX06T308	M035W090	Q15B	1.23
	C32-390-4-W	2	39	32	190	160	250	WCMX06T308	M035W090	Q15B	1.25

适用 Suitable:德克或住友刀片 DEREK Or SUMITOMO Insert

转下页
See next page

KSD-W
KSD-W Indexable Insert Drill (4xD)
KSD-W 舍弃式快速钻头（4倍长）



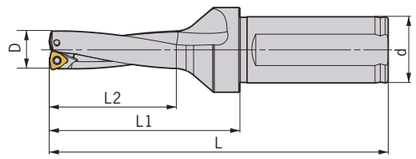

	型号 Specification	刃数 Teeth	D	d	L_1	L_2	L	刀片 Insert	刀片螺钉 Insert screw	旗形扳手 Wrench	重量 Weight
KSD-	C40-400-4-W	2	40	40	196	166	266	WCMX080412	M040W090	Q15B	1.78
	C40-410-4-W	2	41	40	200	170	270	WCMX080412	M040W090	Q15B	1.88
	C40-420-4-W	2	42	40	204	174	274	WCMX080412	M040W090	Q15B	1.92
	C40-430-4-W	2	43	40	208	178	278	WCMX080412	M040W090	Q15B	2.04
	C40-440-4-W	2	44	40	212	182	282	WCMX080412	M040W090	Q15B	2.20
	C40-450-4-W	2	45	40	216	186	286	WCMX080412	M040W090	Q15B	2.32
	C40-460-4-W	2	46	40	220	190	290	WCMX080412	M040W090	Q15B	2.38
	C40-470-4-W	2	47	40	224	194	294	WCMX080412	M040W090	Q15B	2.41
	C40-480-4-W	2	48	40	228	198	298	WCMX080412	M040W090	Q15B	2.53
	C40-490-4-W	2	49	40	232	232	302	WCMX080412	M040W090	Q15B	2.56
	C40-500-4-W	2	50	40	236	236	306	WCMX080412	M040W090	Q15B	2.69
	C40-510-4-W	2	51	40	240	240	310	WCMX080412	M040W090	Q15B	2.83
	C40-520-4-W	2	52	40	244	244	314	WCMX080412	M040W090	Q15B	2.84
	C40-530-4-W	2	53	40	248	248	318	WCMX080412	M040W090	Q15B	3.05
	C40-540-4-W	2	54	40	252	252	322	WCMX080412	M040W090	Q15B	3.23
	C40-550-4-W	2	55	40	256	256	326	WCMX080412	M040W090	Q15B	3.28
	C40-560-4-W	2	56	40	260	260	330	WCMX080412	M040W090	Q15B	3.43
	C40-570-4-W	2	57	40	264	264	334	WCMX080412	M040W090	Q15B	3.63
	C40-580-4-W	2	58	40	268	268	338	WCMX080412	M040W090	Q15B	3.77
	C40-590-4-W	2	59	40	272	272	342	WCMX080412	M040W090	Q15B	3.82
	C40-600-4-W	2	60	40	276	276	346	WCMX080412	M040W090	Q15B	3.97
	C40-610-4-W	2	61	40	280	280	350	WCMX080412	M040W090	Q15B	4.10

适用 Suitable:德克或住友刀片 DEREK Or SUMITOMO Insert

KSD-S

KSD-S Indexable Insert Drill (3xD)
KSD-S 舍弃式快速钻头（3倍长）



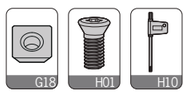

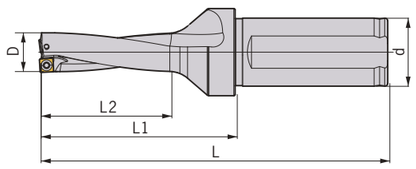

	型号 Specification	刃数 Teeth	D	d	L_1	L_2	L	刀片 Insert	刀片螺钉 Insert screw	旗形扳手 Wrench	重量 Weight
KSD-	C25-150-3-S	2	15	25	72	48	128	SPMT050204	M020W040	Q06B	0.32
	C25-155-3-S	2	15.5	25	72	48	128	SPMT060204	M022W050	Q06B	0.32
	C25-160-3-S	2	16	25	75	51	131	SPMT060204	M022W050	Q06B	0.33
	C25-165-3-S	2	16.5	25	75	51	131	SPMT060204	M022W050	Q06B	0.34
	C25-170-3-S	2	17	25	78	54	134	SPMT060204	M022W050	Q06B	0.34
	C25-175-3-S	2	17.5	25	78	54	134	SPMT060204	M022W050	Q06B	0.35
	C25-180-3-S	2	18	25	81	57	137	SPMT060204	M022W050	Q06B	0.36
	C25-185-3-S	2	18.5	25	81	57	137	SPMT060204	M022W050	Q06B	0.36
	C25-190-3-S	2	19	25	84	60	140	SPMT060204	M022W050	Q06B	0.37
	C25-195-3-S	2	19.5	25	84	60	140	SPMT060204	M022W050	Q06B	0.37
	C32-200-3-S	2	20	32	91	64	151	SPMT060204	M022W050	Q06B	0.57
	C32-205-3-S	2	20.5	32	91	64	151	SPMT060204	M022W050	Q06B	0.57
	C32-210-3-S	2	21	32	94	67	154	SPMT060204	M022W050	Q06B	0.58
	C32-215-3-S	2	21.5	32	94	67	154	SPMT060204	M022W050	Q06B	0.58
	C32-220-3-S	2	22	32	97	70	157	SPMT07T308	M025W070	Q08B	0.60
	C32-225-3-S	2	22.5	32	97	70	157	SPMT07T308	M025W070	Q08B	0.60
	C32-230-3-S	2	23	32	100	73	160	SPMT07T308	M025W070	Q08B	0.61
	C32-235-3-S	2	23.5	32	100	73	160	SPMT07T308	M025W070	Q08B	0.62
	C32-240-3-S	2	24	32	103	76	163	SPMT07T308	M025W070	Q08B	0.64
	C32-245-3-S	2	24.5	32	103	76	163	SPMT07T308	M025W070	Q08B	0.65
	C32-250-3-S	2	25	32	106	79	166	SPMT07T308	M025W070	Q08B	0.66
	C32-255-3-S	2	25.5	32	106	79	166	SPMT07T308	M025W070	Q08B	0.66
	C32-260-3-S	2	26	32	109	82	169	SPMT07T308	M025W070	Q08B	0.70
	C32-265-3-S	2	26.5	32	109	82	169	SPMT07T308	M025W070	Q08B	0.70
	C32-270-3-S	2	27	32	112	85	172	SPMT07T308	M025W070	Q08B	0.71
	C32-275-3-S	2	27.5	32	112	85	172	SPMT07T308	M025W070	Q08B	0.73
	C32-280-3-S	2	28	32	115	88	175	SPMT090408	M035W090	Q15B	0.75
	C32-285-3-S	2	28.5	32	115	88	175	SPMT090408	M035W090	Q15B	0.76
	C32-290-3-S	2	29	32	118	91	178	SPMT090408	M035W090	Q15B	0.77
	C32-300-3-S	2	30	32	121	94	181	SPMT090408	M035W090	Q15B	0.81
	C32-310-3-S	2	31	32	127	97	187	SPMT090408	M035W090	Q15B	0.84
	C32-320-3-S	2	32	32	130	100	190	SPMT090408	M035W090	Q15B	0.88
	C32-330-3-S	2	33	32	133	103	193	SPMT090408	M035W090	Q15B	0.93

适用 Suitable:德克或特固克刀片 DEREK Or TAEGUTEC Insert

转下页
See next page

KSD-S

KSD-S Indexable Insert Drill (3xD)
KSD-S 舍弃式快速钻头（3倍长）



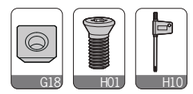

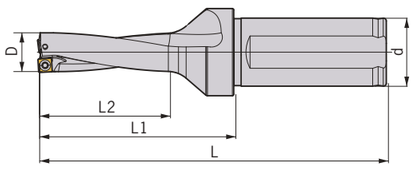

	型号 Specification	刃数 Teeth	D	d	L_1	L_2	L	刀片 Insert	刀片螺钉 Insert screw	旗形扳手 Wrench	重量 Weight
KSD-	C32-340-3-S	2	34	32	136	106	196	SPMT110408	M040W090	Q15B	0.94
	C32-350-3-S	2	35	32	139	109	199	SPMT110408	M040W090	Q15B	0.95
	C32-360-3-S	2	36	32	142	112	202	SPMT110408	M040W090	Q15B	1.06
	C32-370-3-S	2	37	32	145	115	205	SPMT110408	M040W090	Q15B	1.06
	C32-380-3-S	2	38	32	148	118	208	SPMT110408	M040W090	Q15B	1.06
	C32-390-3-S	2	39	32	151	121	211	SPMT110408	M040W090	Q15B	1.17
	C40-400-3-S	2	40	40	156	126	226	SPMT110408	M040W090	Q15B	1.64
	C40-410-3-S	2	41	40	159	129	229	SPMT110408	M040W090	Q15B	1.64
	C40-420-3-S	2	42	40	162	132	232	SPMT140512	M050Y110-1	Q20B	1.70
	C40-430-3-S	2	43	40	165	135	235	SPMT140512	M050Y110-1	Q20B	1.77
	C40-440-3-S	2	44	40	168	138	238	SPMT140512	M050Y110-1	Q20B	1.81
	C40-450-3-S	2	45	40	171	141	241	SPMT140512	M050Y110-1	Q20B	1.81
	C40-460-3-S	2	46	40	174	144	244	SPMT140512	M050Y110-1	Q20B	1.96
	C40-470-3-S	2	47	40	177	147	247	SPMT140512	M050Y110-1	Q20B	2.04
	C40-480-3-S	2	48	40	180	150	250	SPMT140512	M050Y110-1	Q20B	2.11
	C40-490-3-S	2	49	40	183	183	253	SPMT140512	M050Y110-1	Q20B	2.20
	C40-500-3-S	2	50	40	186	186	256	SPMT140512	M050Y110-1	Q20B	2.28
	C40-510-3-S	2	51	40	189	189	259	SPMT07T308	M025W070	Q08B	2.30
	C40-520-3-S	2	52	40	192	192	262	SPMT07T308	M025W070	Q08B	2.40
	C40-530-3-S	2	53	40	195	195	265	SPMT07T308	M025W070	Q08B	2.42
	C40-540-3-S	2	54	40	198	198	268	SPMT07T308	M025W070	Q08B	2.46
	C40-550-3-S	2	55	40	201	201	271	SPMT07T308	M025W070	Q08B	2.56
	C40-560-3-S	2	56	40	204	204	274	SPMT07T308	M025W070	Q08B	2.79
	C40-570-3-S	2	57	40	207	207	277	SPMT090408	M035W090	Q15B	2.79
	C40-580-3-S	2	58	40	210	210	280	SPMT090408	M035W090	Q15B	2.95
	C40-590-3-S	2	59	40	213	213	283	SPMT090408	M035W090	Q15B	3.18
	C40-600-3-S	2	60	40	216	216	286	SPMT090408	M035W090	Q15B	3.22
	C40-610-3-S	2	61	40	219	219	289	SPMT090408	M035W090	Q15B	3.38
	C40-620-3-S	2	62	40	222	222	292	SPMT090408	M035W090	Q15B	3.47
	C40-630-3-S	2	63	40	225	225	295	SPMT090408	M035W090	Q15B	3.56
	C40-640-3-S	2	64	40	228	228	298	SPMT090408	M035W090	Q15B	3.72
	C40-650-3-S	2	65	40	231	231	301	SPMT090408	M035W090	Q15B	3.94
	C40-660-3-S	2	66	40	234	234	304	SPMT090408	M035W090	Q15B	4.01
	C40-670-3-S	2	67	40	237	237	307	SPMT110408	M040W090	Q15B	4.23
	C40-680-3-S	2	68	40	240	240	310	SPMT110408	M040W090	Q15B	4.28
	C40-690-3-S	2	69	40	243	243	313	SPMT110408	M040W090	Q15B	4.49
	C40-700-3-S	2	70	40	246	246	316	SPMT110408	M040W090	Q15B	4.60

适用 Suitable:德克或特固克刀片 DEREK Or TAEGUTEC Insert

KSD-S

KSD-S Indexable Insert Drill (4xD)
KSD-S 舍弃式快速钻头（4倍长）



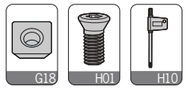

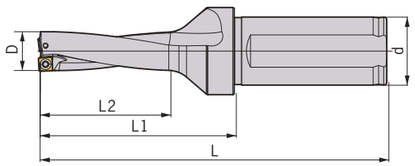

	型号 Specification	刃数 Teeth	D	d	L1	L2	L	刀片 Insert	刀片螺钉 Insert screw	旗形扳手 Wrench	重量 Weight
KSD-	C25-160-4-S	2	16	25	92	68	148	SPMT060204	M022W050	Q06B	0.35
	C25-165-4-S	2	16.5	25	92	68	148	SPMT060204	M022W050	Q06B	0.35
	C25-170-4-S	2	17	25	96	72	152	SPMT060204	M022W050	Q06B	0.35
	C25-175-4-S	2	17.5	25	96	72	152	SPMT060204	M022W050	Q06B	0.36
	C25-180-4-S	2	18	25	100	76	156	SPMT060204	M022W050	Q06B	0.37
	C25-185-4-S	2	18.5	25	100	76	156	SPMT060204	M022W050	Q06B	0.38
	C25-190-4-S	2	19	25	104	80	160	SPMT060204	M022W050	Q06B	0.39
	C25-195-4-S	2	19.5	25	104	80	160	SPMT060204	M022W050	Q06B	0.39
	C32-200-4-S	2	20	32	111	84	171	SPMT060204	M022W050	Q06B	0.58
	C32-205-4-S	2	20.5	32	111	84	171	SPMT060204	M022W050	Q06B	0.59
	C32-210-4-S	2	21	32	115	88	175	SPMT060204	M022W050	Q06B	0.60
	C32-215-4-S	2	21.5	32	115	88	175	SPMT060204	M022W050	Q06B	0.61
	C32-220-4-S	2	22	32	119	92	179	SPMT07T308	M025W070	Q08B	0.63
	C32-225-4-S	2	22.5	32	119	92	179	SPMT07T308	M025W070	Q08B	0.63
	C32-230-4-S	2	23	32	123	96	183	SPMT07T308	M025W070	Q08B	0.65
	C32-235-4-S	2	23.5	32	123	96	183	SPMT07T308	M025W070	Q08B	0.66
	C32-240-4-S	2	24	32	127	100	187	SPMT07T308	M025W070	Q08B	0.67
	C32-245-4-S	2	24.5	32	127	100	187	SPMT07T308	M025W070	Q08B	0.68
	C32-250-4-S	2	25	32	131	104	191	SPMT07T308	M025W070	Q08B	0.69
	C32-255-4-S	2	25.5	32	131	104	191	SPMT07T308	M025W070	Q08B	0.71
	C32-260-4-S	2	26	32	135	108	195	SPMT07T308	M025W070	Q08B	0.74
	C32-265-4-S	2	26.5	32	135	108	195	SPMT07T308	M025W070	Q08B	0.75
	C32-270-4-S	2	27	32	139	112	199	SPMT07T308	M025W070	Q08B	0.77
	C32-280-4-S	2	28	32	143	116	203	SPMT090408	M035W090	Q15B	0.81
	C32-290-4-S	2	29	32	147	120	207	SPMT090408	M035W090	Q15B	0.84
	C32-300-4-S	2	30	32	151	124	211	SPMT090408	M035W090	Q15B	0.87
	C32-310-4-S	2	31	32	158	128	218	SPMT090408	M035W090	Q15B	0.91
	C32-320-4-S	2	32	32	162	132	222	SPMT090408	M035W090	Q15B	0.97
	C32-330-4-S	2	33	32	166	136	226	SPMT090408	M035W090	Q15B	1.00

适用 Suitable:德克或特固克刀片 DEREK Or TAEGUTEC Insert

转下页
See next page

KSD-S
KSD-S Indexable Insert Drill (4xD)
KSD-S 舍弃式快速钻头（4倍长）



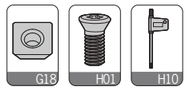

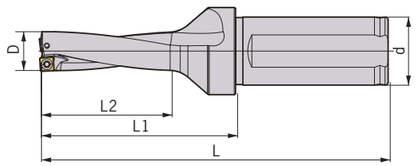

	型号 Specification	刃数 Teeth	D	d	L1	L2	L	刀片 Insert	刀片螺钉 Insert screw	旗形扳手 Wrench	重量 Weight
KSD-	C32-340-4-S	2	34	32	170	140	230	SPMT110408	M040W090	Q15B	1.03
	C32-350-4-S	2	35	32	174	144	234	SPMT110408	M040W090	Q15B	1.08
	C32-360-4-S	2	36	32	178	148	238	SPMT110408	M040W090	Q15B	1.12
	C32-370-4-S	2	37	32	182	152	242	SPMT110408	M040W090	Q15B	1.19
	C32-380-4-S	2	38	32	186	156	246	SPMT110408	M040W090	Q15B	1.23
	C32-390-4-S	2	39	32	190	160	250	SPMT110408	M040W090	Q15B	1.25
	C40-400-4-S	2	40	40	196	166	266	SPMT110408	M040W090	Q15B	1.78
	C40-410-4-S	2	41	40	200	170	270	SPMT110408	M040W090	Q15B	1.88
	C40-420-4-S	2	42	40	204	174	274	SPMT140512	M050Y110-1	Q20B	1.92
	C40-430-4-S	2	43	40	208	178	278	SPMT140512	M050Y110-1	Q20B	2.04
	C40-440-4-S	2	44	40	212	182	282	SPMT140512	M050Y110-1	Q20B	2.20
	C40-450-4-S	2	45	40	216	186	286	SPMT140512	M050Y110-1	Q20B	2.32
	C40-460-4-S	2	46	40	220	190	290	SPMT140512	M050Y110-1	Q20B	2.38
	C40-470-4-S	2	47	40	224	194	294	SPMT140512	M050Y110-1	Q20B	2.41
	C40-480-4-S	2	48	40	228	198	298	SPMT140512	M050Y110-1	Q20B	2.53
	C40-490-4-S	2	49	40	232	232	302	SPMT140512	M050Y110-1	Q20B	2.56
	C40-500-4-S	2	50	40	236	204	306	SPMT140512	M050Y110-1	Q20B	2.69
	C40-510-4-S	2	51	40	240	240	310	SPMT07T308	M025W070	Q08B	2.79
	C40-520-4-S	2	52	40	244	244	314	SPMT07T308	M025W070	Q08B	2.84
	C40-530-4-S	2	53	40	248	248	318	SPMT07T308	M025W070	Q08B	3.05
	C40-540-4-S	2	54	40	252	252	322	SPMT07T308	M025W070	Q08B	3.23
	C40-550-4-S	2	55	40	256	256	326	SPMT07T308	M025W070	Q08B	3.28
	C40-560-4-S	2	56	40	260	260	330	SPMT07T308	M025W070	Q08B	3.43
	C40-570-4-S	2	57	40	264	264	334	SPMT090408	M035W090	Q15B	3.63
	C40-580-4-S	2	58	40	268	268	338	SPMT090408	M035W090	Q15B	3.77
	C40-590-4-S	2	59	40	272	272	342	SPMT090408	M035W090	Q15B	3.82
	C40-600-4-S	2	60	40	276	276	346	SPMT090408	M035W090	Q15B	3.97
	C40-610-4-S	2	61	40	280	280	350	SPMT090408	M035W090	Q15B	4.10

适用 Suitable:德克或特固克刀片 DEREK Or TAEGUTEC Insert

KSD-S

KSD-S Indexable Insert Drill (5xD)
KSD-S 舍弃式快速钻头（5倍长）



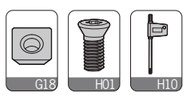

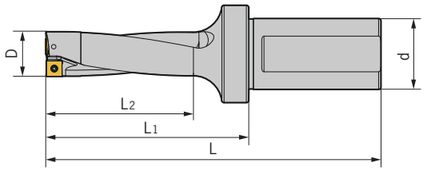

	型号 Specification	刃数 Teeth	D	d	L1	L2	L	刀片 Insert	刀片螺钉 Insert screw	旗形扳手 Wrench	重量 Weight
KSD-	C25-160-5-S	2	16	25	109	85	165	SPMT060204	M022W050	Q06B	0.37
	C25-165-5-S	2	16.5	25	109	85	165	SPMT060204	M022W050	Q06B	0.37
	C25-170-5-S	2	17	25	114	90	170	SPMT060204	M022W050	Q06B	0.37
	C25-175-5-S	2	17.5	25	114	90	170	SPMT060204	M022W050	Q06B	0.38
	C25-180-5-S	2	18	25	119	95	175	SPMT060204	M022W050	Q06B	0.39
	C25-185-5-S	2	18.5	25	119	95	175	SPMT060204	M022W050	Q06B	0.4
	C25-190-5-S	2	19	25	124	100	180	SPMT060204	M022W050	Q06B	0.41
	C25-195-5-S	2	19.5	25	124	100	180	SPMT060204	M022W050	Q06B	0.41
	C32-200-5-S	2	20	32	131	104	191	SPMT060204	M022W050	Q06B	0.59
	C32-205-5-S	2	20.5	32	131	104	191	SPMT060204	M022W050	Q06B	0.6
	C32-210-5-S	2	21	32	136	109	196	SPMT060204	M022W050	Q06B	0.62
	C32-215-5-S	2	21.5	32	136	109	196	SPMT060204	M022W050	Q06B	0.64
	C32-220-5-S	2	22	32	141	114	201	SPMT07T308	M025W070	Q08B	0.66
	C32-225-5-S	2	22.5	32	141	114	201	SPMT07T308	M025W070	Q08B	0.66
	C32-230-5-S	2	23	32	146	119	206	SPMT07T308	M025W070	Q08B	0.69
	C32-235-5-S	2	23.5	32	146	119	206	SPMT07T308	M025W070	Q08B	0.7
	C32-240-5-S	2	24	32	151	124	211	SPMT07T308	M025W070	Q08B	0.7
	C32-245-5-S	2	24.5	32	151	124	211	SPMT07T308	M025W070	Q08B	0.73
	C32-250-5-S	2	25	32	156	129	216	SPMT07T308	M025W070	Q08B	0.73
	C32-255-5-S	2	25.5	32	156	129	216	SPMT07T308	M025W070	Q08B	0.76
	C32-260-5-S	2	26	32	161	134	221	SPMT07T308	M025W070	Q08B	0.78
	C32-265-5-S	2	26.5	32	161	134	221	SPMT07T308	M025W070	Q08B	0.8
	C32-270-5-S	2	27	32	166	139	226	SPMT07T308	M025W070	Q08B	0.83
	C32-280-5-S	2	28	32	171	144	231	SPMT090408	M035W090	Q15B	0.87
	C32-290-5-S	2	29	32	176	149	236	SPMT090408	M035W090	Q15B	0.91
	C32-300-5-S	2	30	32	181	154	241	SPMT090408	M035W090	Q15B	0.93
	C32-310-5-S	2	31	32	189	159	249	SPMT090408	M035W090	Q15B	0.98
	C32-320-5-S	2	32	32	194	164	254	SPMT090408	M035W090	Q15B	1.06
	C32-330-5-S	2	33	32	199	169	259	SPMT090408	M035W090	Q15B	1.07

适用 Suitable:德克或特固克刀片 DEREK Or TAEGUTEC Insert

转下页
See next page

KSD-S
KSD-S Indexable Insert Drill (5xD)
KSD-S 舍弃式快速钻头（5倍长）



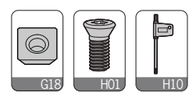

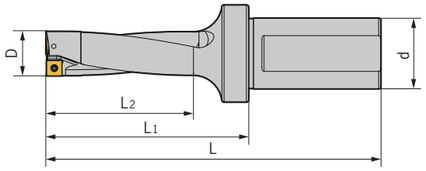

	型号 Specification	刃数 Teeth	D	d	L1	L2	L	刀片 Insert	刀片螺钉 Insert screw	旗形扳手 Wrench	重量 Weight
KSD-	C32-340-5-S	2	34	32	204	174	264	SPMT110408	M040W090	Q15B	1.12
	C32-350-5-S	2	35	32	209	179	269	SPMT110408	M040W090	Q15B	1.21
	C32-360-5-S	2	36	32	214	184	274	SPMT110408	M040W090	Q15B	1.27
	C32-370-5-S	2	37	32	219	189	279	SPMT110408	M040W090	Q15B	1.32
	C32-380-5-S	2	38	32	224	194	284	SPMT110408	M040W090	Q15B	1.40
	C32-390-5-S	2	39	32	229	199	289	SPMT110408	M040W090	Q15B	1.44
	C40-400-5-S	2	40	40	236	206	306	SPMT110408	M040W090	Q15B	1.92
	C40-410-5-S	2	41	40	241	211	311	SPMT110408	M040W090	Q15B	2.12
	C40-420-5-S	2	42	40	246	216	316	SPMT140512	M050Y110-1	Q20B	2.14
	C40-430-5-S	2	43	40	251	221	321	SPMT140512	M050Y110-1	Q20B	2.31
	C40-440-5-S	2	44	40	256	226	326	SPMT140512	M050Y110-1	Q20B	2.59
	C40-450-5-S	2	45	40	261	231	331	SPMT140512	M050Y110-1	Q20B	2.83
	C40-460-5-S	2	46	40	266	236	336	SPMT140512	M050Y110-1	Q20B	2.88
	C40-470-5-S	2	47	40	271	241	341	SPMT140512	M050Y110-1	Q20B	2.95
	C40-480-5-S	2	48	40	276	246	346	SPMT140512	M050Y110-1	Q20B	3.01
	C40-490-5-S	2	49	40	281	281	351	SPMT140512	M050Y110-1	Q20B	3.08
	C40-500-5-S	2	50	40	286	286	356	SPMT140512	M050Y110-1	Q20B	3.13
	C40-510-5-S	2	51	40	291	291	361	SPMT07T308	M025W070	Q08B	3.23
	C40-520-5-S	2	52	40	296	296	366	SPMT07T308	M025W070	Q08B	3.28
	C40-530-5-S	2	53	40	301	301	371	SPMT07T308	M025W070	Q08B	3.48
	C40-540-5-S	2	54	40	306	306	376	SPMT07T308	M025W070	Q08B	3.67
	C40-550-5-S	2	55	40	311	311	381	SPMT07T308	M025W070	Q08B	3.72
	C40-560-5-S	2	56	40	316	316	386	SPMT07T308	M025W070	Q08B	3.87
	C40-570-5-S	2	57	40	321	321	391	SPMT090408	M035W090	Q15B	4.07
	C40-580-5-S	2	58	40	326	326	396	SPMT090408	M035W090	Q15B	4.21
	C40-590-5-S	2	59	40	331	331	401	SPMT090408	M035W090	Q15B	4.26
	C40-600-5-S	2	60	40	336	336	406	SPMT090408	M035W090	Q15B	4.41
	C40-610-5-S	2	61	40	341	341	411	SPMT090408	M035W090	Q15B	4.52

适用 Suitable:德克或特固克刀片 DEREK Or TAEGUTEC Insert

HSK-DCK

HSK-DCK Boring Adapter
HSK-DCK 镗头刀柄



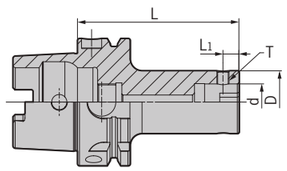

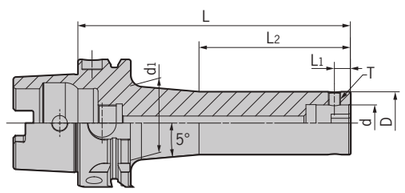

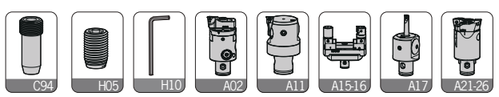

型号 Specification		图示 Figure	D	d	d_1	L_1	L_2	L	侧固螺钉 Side-lock screw	L型扳手 Wrench	重量 Weight
HSK50A-	DCK1-65	A	19	11	-	4.95	-	65	M050Z050-30P-D	L025	0.45
	DCK2-76	A	24	14	-	6.45	-	76	M050Z060-30P-D	L025	0.53
	DCK3-75	A	31	18	-	7.9	-	75	M060Z090-30P-D	L03	0.62
	DCK4-58	A	39	22	-	10	-	58	M080Z120-30P-D	L04	0.58
	DCK5-83	A	50	28	-	16	-	83	M100Z160-30P-D	L05	0.97
HSK63A-	DCK1-70	A	19	11	-	4.95	-	70	M050Z050-30P-D	L025	0.72
	DCK1-100L	B	19	11	23.5	4.95	50	100	M050Z050-30P-D	L025	0.80
	DCK2-75	A	24	14	-	6.45	-	75	M050Z060-30P-D	L025	0.77
	DCK2-100	A	24	14	-	6.45	-	100	M050Z060-30P-D	L025	0.86
	DCK2-130L	B	24	14	31	6.45	65	130	M050Z060-30P-D	L025	1.00
	DCK3-80	A	31	18	-	7.9	-	80	M060Z090-30P-D	L03	0.90
	DCK3-100	A	31	18	-	7.9	-	100	M060Z090-30P-D	L03	1.00
	DCK3-135L	B	31	18	37	7.9	75	135	M060Z090-30P-D	L03	1.24
	DCK3-165L	B	31	18	41	7.9	85	165	M060Z090-30P-D	L03	1.48
	DCK4-70	A	39	22	-	10	-	70	M080Z120-30P-D	L04	0.94
	DCK4-100	A	39	22	-	10	-	100	M080Z120-30P-D	L04	1.21
	DCK4-150L	B	39	22	44	10	95	150	M080Z120-30P-D	L04	1.67
	DCK4-170L	B	39	22	47.5	10	95	170	M080Z120-30P-D	L04	1.90
	DCK5-80	A	50	28	-	13	-	80	M100Z160-30P-D	L05	1.26
	DCK5-100	A	50	28	-	13	-	100	M100Z160-30P-D	L05	1.53
	DCK5-150	A	50	28	-	13	-	150	M100Z160-30P-D	L05	2.29
	DCK5-180	A	50	28	-	13	-	180	M100Z160-30P-D	L05	2.74
	DCK6-100	A	64	36	-	16	-	100	M120Z200-30P-D	L06	1.93
	DCK6-150	A	64	36	-	16	-	150	M120Z200-30P-D	L06	3.18
	DCK6-180	A	64	36	-	16	-	180	M120Z200-30P-D	L06	3.89

转下页
See next page

镗刀系列 BORING TOOLS
精镗刀 Micro boring
粗镗刀 Rough boring
镗头刀柄 Boring head holder
非标刀具 Tailormade Tools
镗头使用说明 Boring Head Manuals

HSK-DCK

HSK-DCK Boring Adapter
HSK-DCK 镗头刀柄



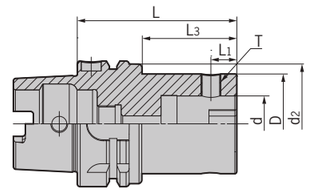

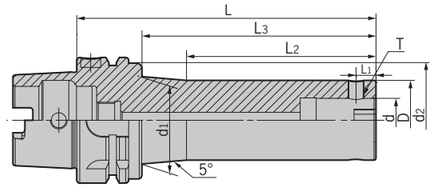

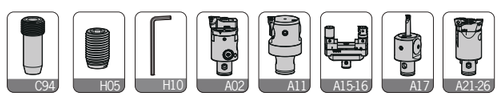

型号 Specification		图示 Figure	D	d	d_1	d_2	L_1	L_2	L_3	L	侧固螺钉 Side-lock screw	L型扳手 Wrench	重量 Weight
HSK100A-	DCK1-80	A	19	11	-	65	4.95	-	43	80	M050Z050-30P-D	L025	2.27
	DCK1-115L	B	19	11	24	65	4.95	50	78	115	M050Z050-30P-D	L025	2.37
	DCK1-145L	B	19	11	27.5	65	4.95	60	108	145	M050Z050-30P-D	L025	2.46
	DCK2-80	A	24	14	-	65	6.45	-	43	80	M050Z060-30P-D	L025	2.31
	DCK2-105	A	24	14	-	65	6.45	-	68	105	M050Z060-30P-D	L025	2.40
	DCK2-135L	B	24	14	30	65	6.45	65	98	135	M050Z060-30P-D	L025	2.52
	DCK2-165L	B	24	14	33.5	65	6.45	75	128	165	M050Z060-30P-D	L025	2.67
	DCK3-85	A	31	18	-	65	7.9	-	46	85	M060Z090-30P-D	L03	2.40
	DCK3-110	A	31	18	-	65	7.9	-	71	110	M060Z090-30P-D	L03	2.57
	DCK3-140L	B	31	18	35.5	-	7.9	75	101	140	M060Z090-30P-D	L03	2.67
	DCK3-170L	B	31	18	41	-	7.9	85	-	170	M060Z090-30P-D	L03	2.90
	DCK4-100	A	39	22	-	-	10	-	-	100	M080Z120-30P-D	L04	2.53
	DCK4-160L	B	39	22	47	-	10	85	-	160	M080Z120-30P-D	L04	3.10
	DCK4-205L	B	39	22	50.5	-	10	110	-	205	M080Z120-30P-D	L04	3.62
	DCK5-90	A	50	28	-	-	13	-	-	90	M100Z160-30P-D	L05	2.72
	DCK5-165	A	50	28	-	-	13	-	-	165	M100Z160-30P-D	L05	3.82
	DCK5-210L	B	50	28	61	-	13	120	-	210	M100Z160-30P-D	L05	4.60
	DCK5-270L	B	50	28	69.5	-	13	130	-	270	M100Z160-30P-D	L05	6.09
	DCK6-85	A	64	36	-	-	16	-	-	85	M120Z200-30P-D	L06	3.05
	DCK6-155	A	64	36	-	-	16	-	-	155	M120Z200-30P-D	L06	4.75
	DCK6-215	A	64	36	-	-	16	-	-	215	M120Z200-30P-D	L06	6.10
	DCK6-250	A	64	36	-	-	16	-	-	250	M120Z200-30P-D	L06	7.04
	DCK6-300L	B	64	36	80	-	16	180	-	300	M120Z200-30P-D	L06	8.80
	DCK7-125	A	90	46	-	-	19.15	-	-	125	M200Z290-30P-D	L10	5.73
	DCK7-200	A	90	46	-	-	19.15	-	-	200	M200Z290-30P-D	L10	9.30
	DCK7-275	A	90	46	-	-	19.15	-	-	275	M200Z290-30P-D	L10	12.90

特 点 / Feature

■整支通孔，利于出水及抗振。■可共用并互容于大多数的"CK"系列。
■侧固螺丝与键槽成90度，确保切削机的退刀相位。
■侧固螺丝锁固时，请使用防卡油，以免镗孔时因扭力过大，导致螺丝卡死难以拆装。
■The whole bar with through holes,be useful for coolant and anti-shanking. ■Be compatible with all " CK " series.
■Side lock screw is at right angles to key slot, to make sure that the replacing holders in CNC machine are always in phase.
■Please apply lubricating oil to the screw to avoid stuck.

BT-DCK

BT-DCK Boring Adapter
BT-DCK 镗头刀柄



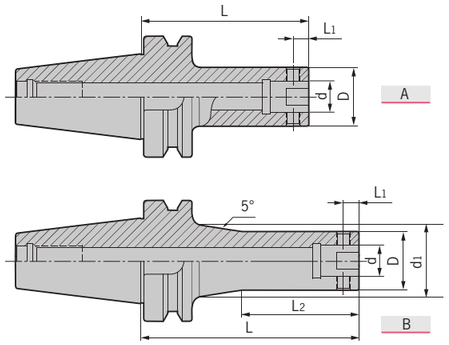

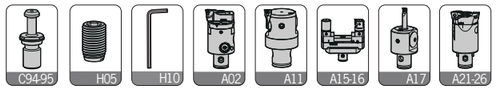

	型号 Specification	图示 Figure	D	d1	d	L1	L2	L	侧固螺钉 Side-lock screw	L型扳手 Wrench	重量 Weight
BT30-	DCK1-55	A	19	-	11	4.95	-	55	M050Z050-30P-D	L025	0.42
	DCK1-70	A	19	-	11	4.95	-	70	M050Z050-30P-D	L025	0.47
	DCK2-80	A	24	-	14	6.45	-	80	M050Z060-30P-D	L025	0.55
	DCK3-80	A	31	-	18	7.9	-	80	M060Z090-30P-D	L03	0.66
	DCK4-70	A	39	-	22	10	-	70	M080Z120-30P-D	L04	0.72
	DCK5-70	A	50	-	28	13	-	70	M100Z160-30P-D	L05	0.89
	DCK6-65	A	64	-	36	16	-	65	M120Z200-30P-D	L06	0.88
BT40-	DCK1-70	A	19	-	11	4.95	-	70	M050Z050-30P-D	L025	1.06
	DCK1-100L	B	19	20.7	11	4.95	60	100	M050Z050-30P-D	L025	1.10
	DCK1-130L	B	19	25.9	11	4.95	60	130	M050Z050-30P-D	L025	1.25
	DCK2-75	A	24	-	14	6.45	-	75	M050Z060-30P-D	L025	1.10
	DCK2-100	A	24	-	14	6.45	-	100	M050Z060-30P-D	L025	1.19
	DCK2-130L	B	24	30	14	6.45	65	130	M050Z060-30P-D	L025	1.33
	DCK2-160L	B	24	33.6	14	6.45	75	160	M050Z060-30P-D	L025	1.49
	DCK3-80	A	31	-	18	7.9	-	80	M060Z090-30P-D	L03	1.22
	DCK3-100	A	31	-	18	7.9	-	100	M060Z090-30P-D	L03	1.34
	DCK3-135L	B	31	34.5	18	7.9	75	135	M060Z090-30P-D	L03	1.57
	DCK3-165L	B	31	39.7	18	7.9	85	165	M060Z090-30P-D	L03	1.81
	DCK4-70	A	39	-	22	10	-	70	M080Z120-30P-D	L04	1.24
	DCK4-100	A	39	-	22	10	-	100	M080Z120-30P-D	L04	1.50
	DCK4-150L	B	39	43.4	22	10	85	150	M080Z120-30P-D	L04	1.97
	DCK4-170L	B	39	46.9	22	10	95	170	M080Z120-30P-D	L04	2.18
	DCK5-60	A	50	-	28	13	-	60	M100Z160-30P-D	L05	1.26
	DCK5-80	A	50	-	28	13	-	80	M100Z160-30P-D	L05	1.54
	DCK5-100	A	50	-	28	13	-	100	M100Z160-30P-D	L05	1.82
	DCK5-150	A	50	-	28	13	-	150	M100Z160-30P-D	L05	2.53
	DCK5-180	A	50	-	28	13	-	180	M100Z160-30P-D	L05	2.96
	DCK6-55	A	64	-	36	16	-	55	M120Z200-30P-D	L06	1.25
	DCK6-100	A	64	-	36	16	-	100	M120Z200-30P-D	L06	2.33
	DCK6-150	A	64	-	36	16	-	150	M120Z200-30P-D	L06	3.52
	DCK6-180	A	64	-	36	16	-	180	M120Z200-30P-D	L06	4.25

转下页
See next page

BT-DCK

BT-DCK Boring Adapter
BT-DCK 镗头刀柄



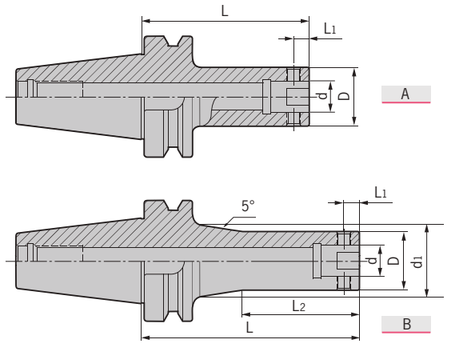

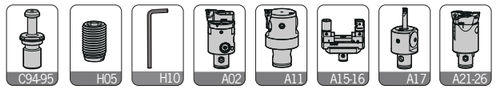

	型号 Specification	图示 Figure	D	d1	d	L1	L2	L	侧固螺钉 Side-lock screw	L型扳手 Wrench	重量 Weight
BT50-	DCK1-80	A	19	-	11	4.95	-	80	M050Z050-30P-D	L025	3.63
	DCK1-115L	B	19	22.2	11	4.95	50	115	M050Z050-30P-D	L025	3.81
	DCK1-145L	B	19	26	11	4.95	60	145	M050Z050-30P-D	L025	3.91
	DCK2-80	A	24	-	14	6.45	-	80	M050Z060-30P-D	L025	3.66
	DCK2-105	A	24	-	14	6.45	-	105	M050Z060-30P-D	L025	3.74
	DCK2-135L	B	24	26.6	14	6.45	65	135	M050Z060-30P-D	L025	3.96
	DCK2-165L	B	24	31.9	14	6.45	75	165	M050Z060-30P-D	L025	4.12
	DCK3-85	A	31	-	18	7.9	-	85	M060Z090-30P-D	L03	3.77
	DCK3-110	A	31	-	18	7.9	-	110	M060Z090-30P-D	L03	4.00
	DCK3-140L	B	31	34.2	18	7.9	75	140	M060Z090-30P-D	L03	4.19
	DCK3-170L	B	31	38	18	7.9	85	170	M060Z090-30P-D	L03	4.42
	DCK4-100	A	39	-	22	10	-	100	M080Z120-30P-D	L04	4.00
	DCK4-160L	B	39	42.5	22	10	85	160	M080Z120-30P-D	L04	4.62
	DCK4-205L	B	39	50	22	10	95	205	M080Z120-30P-D	L04	5.18
	DCK5-90	A	50	-	28	13	-	90	M100Z160-30P-D	L05	4.18
	DCK5-165	A	50	-	28	13	-	165	M100Z160-30P-D	L05	5.24
	DCK5-210L	B	50	57.8	28	13	120	210	M100Z160-30P-D	L05	6.00
	DCK5-270L	B	50	68.4	28	13	120	270	M100Z160-30P-D	L05	7.50
	DCK6-85	A	64	-	36	16	-	85	M120Z200-30P-D	L06	4.39
	DCK6-155	A	64	-	36	16	-	155	M120Z200-30P-D	L06	6.00
	DCK6-215	A	64	-	36	16	-	215	M120Z200-30P-D	L06	7.50
	DCK6-250	A	64	-	36	16	-	250	M120Z200-30P-D	L06	8.35
	DCK6-300L	B	64	80.5	36	16	160	300	M120Z200-30P-D	L06	10.34
	DCK6-350L	B	64	90	36	16	160	350	M120Z200-30P-D	L06	12.57
	DCK7-85	A	90	-	46	19.15	-	85	M200Z290-30P-D	L10	4.96
	DCK7-150	A	90	-	46	19.15	-	150	M200Z290-30P-D	L10	8.00
	DCK7-210	A	90	-	46	19.15	-	210	M200Z290-30P-D	L10	10.87
	DCK7-250	A	90	-	46	19.15	-	250	M200Z290-30P-D	L10	12.80
	DCK7-300	A	90	-	46	19.15	-	300	M200Z290-30P-D	L10	15.00
	DCK7-350	A	90	-	46	19.15	-	350	M200Z290-30P-D	L10	17.50

特 点 / Feature

■整支通孔，利于出水及抗振。■可共用并互容于大多数的“CK”系列。
■侧固螺丝与键槽成90度，确保切削机的退刀相位。
■侧固螺丝锁固时，请使用防卡油，以免镗孔时因扭力过大，导致螺丝卡死难以拆装。
■The whole bar with through holes,be useful for coolant and anti-shanking. ■Be compatible for all " CK " series.
■Side lock screw is at right angles to key slot, to make sure that the replacing holders in CNC machine are always in phase.
■Please apply lubricating oil to the screw to avoid stuck.

BBT-DCK

BBT-DCK Boring Adapter
BBT-DCK 镗头刀柄



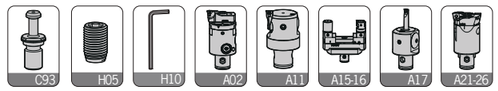

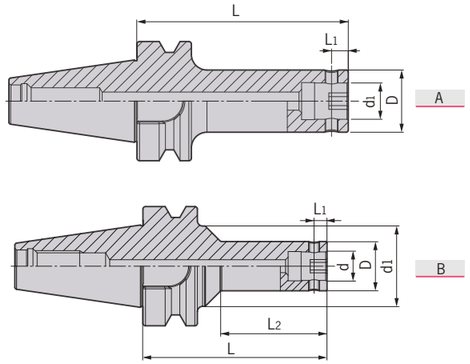

	型号 Specification	图示 Figure	D	d1	d	L1	L2	L	侧固螺钉 Side-lock screw	L型扳手 Wrench	重量 Weight
BBT30-	DCK1-72	B	19	31	11	4.95	41	72	M050Z050-30P-D	L02	0.50
	DCK2-37.5	A	24	-	14	6.45	-	37.5	M050Z060-30P-D	L025	0.42
	DCK2-82.5	A	24	-	14	6.45	-	82.5	M050Z060-30P-D	L025	0.57
	DCK3-39	A	31	-	18	7.9	-	39	M060Z090-30P-D	L03	0.44
	DCK3-79	A	31	-	18	7.9	-	79	M060Z090-30P-D	L03	0.67
	DCK4-38	A	39	-	22	10	-	38	M080Z120-30P-D	L04	0.45
	DCK4-73	A	39	-	22	10	-	73	M080Z120-30P-D	L04	0.76
	DCK5-63	A	50	-	28	13	-	63	M100Z160-30P-D	L05	0.80
	DCK6-64	A	64	-	36	16	-	64	M120Z200-30P-D	L06	0.92
BBT40-	DCK1-72	A	19	-	11	4.95	-	72	M050Z050-30P-D	L02	1.07
	DCK2-42.5	A	24	-	14	6.45	-	42.5	M050Z060-30P-D	L025	1.00
	DCK2-82.5	A	24	-	14	6.45	-	82.5	M050Z060-30P-D	L025	1.14
	DCK3-44	A	31	-	18	7.9	-	44	M060Z090-30P-D	L03	1.04
	DCK3-94	A	31	-	18	7.9	-	94	M060Z090-30P-D	L03	1.30
	DCK3-124	A	31	-	18	7.9	-	124	M060Z090-30P-D	L03	1.50
	DCK4-43	A	39	-	22	10	-	43	M080Z120-30P-D	L04	1.00
	DCK4-88	A	39	-	22	10	-	88	M080Z120-30P-D	L04	1.40
	DCK4-118	A	39	-	22	10	-	118	M080Z120-30P-D	L04	1.66
	DCK4-148	A	39	-	22	10	-	148	M080Z120-30P-D	L04	1.92
	DCK5-48	A	50	-	28	13	-	48	M100Z160-30P-D	L05	1.00
	DCK5-78	A	50	-	28	13	-	78	M100Z160-30P-D	L05	1.50
	DCK5-108	A	50	-	28	13	-	108	M100Z160-30P-D	L05	1.95
	DCK5-138	A	50	-	28	13	-	138	M100Z160-30P-D	L05	2.38
	DCK6-64	A	64	-	36	16	-	64	M120Z200-30P-D	L06	1.47
	DCK6-94	A	64	-	36	16	-	94	M120Z200-30P-D	L06	2.19
	DCK6-124	A	64	-	36	16	-	124	M120Z200-30P-D	L06	2.90

转下页
See next page

BBT-DCK
BBT-DCK Boring Adapter
BBT-DCK 镗头刀柄



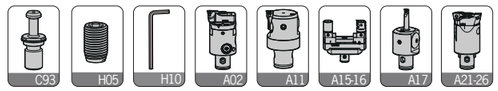

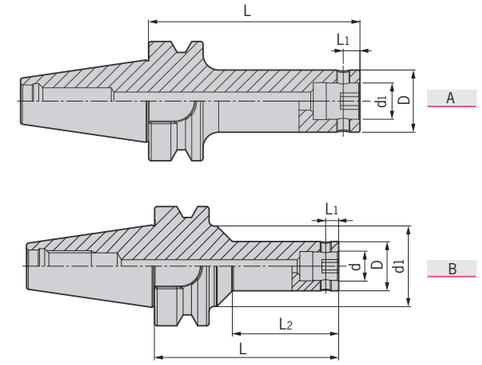

	型号 Specification	图示 Figure	D	d1	d	L1	L2	L	侧固螺钉 Side-lock screw	L型扳手 Wrench	重量 Weight
BBT50-	DCK1-102	A	19	-	11	4.95	-	102	M050Z050-30P-D	L02	3.81
	DCK2-52.5	A	24	-	14	6.45	-	52.5	M050Z060-30P-D	L025	3.70
	DCK2-112.5	A	24	-	14	6.45	-	112.5	M050Z060-30P-D	L025	3.90
	DCK3-54	A	31	-	18	7.9	-	54	M060Z090-30P-D	L03	3.70
	DCK3-124	A	31	-	18	7.9	-	124	M060Z090-30P-D	L03	4.12
	DCK4-58	A	39	-	22	10	-	58	M080Z120-30P-D	L04	3.73
	DCK4-118	A	39	-	22	10	-	118	M080Z120-30P-D	L04	4.23
	DCK4-178	A	39	-	22	10	-	178	M080Z120-30P-D	L04	4.73
	DCK4-208	A	39	-	22	10	-	208	M080Z120-30P-D	L04	5.00
	DCK5-63	A	50	-	28	13	-	63	M100Z160-30P-D	L05	3.80
	DCK5-108	A	50	-	28	13	-	108	M100Z160-30P-D	L05	4.43
	DCK5-183	A	50	-	28	13	-	183	M100Z160-30P-D	L05	5.53
	DCK5-228	A	50	-	28	13	-	228	M100Z160-30P-D	L05	6.16
	DCK5-263	A	50	-	28	13	-	263	M100Z160-30P-D	L05	6.67
	DCK6-94	A	64	-	36	16	-	94	M120Z200-30P-D	L06	4.60
	DCK6-169	A	64	-	36	16	-	169	M120Z200-30P-D	L06	6.51
	DCK6-229	A	64	-	36	16	-	229	M120Z200-30P-D	L06	7.88
	DCK6-289	A	64	-	36	16	-	289	M120Z200-30P-D	L06	9.32
	DCK7-93	A	90	-	46	19.2	-	93	M200Z290-30P-D	L10	5.37
	DCK7-183	A	90	-	46	19.2	-	183	M200Z290-30P-D	L10	9.70
	DCK7-243	A	90	-	46	19.2	-	243	M200Z290-30P-D	L10	12.50

特 点 / Feature

■整支通孔，利于出水及抗振。■可共用并互容于大多数的"CK"系列。
■侧固螺丝与键槽成90度，确保切削机的退刀相位。
■侧固螺丝锁固时，请使用防卡油，以免镗孔时因扭力过大，导致螺丝卡死难以拆装。
■The whole bar with through holes,be useful for coolant and anti-shanking. ■Be compatible with all " CK " series.
■Side lock screw is at right angles to key slot, to make sure that the replacing holders in CNC machine are always in phase.
■Please apply lubricating oil to the screw to avoid stuck.

SK-DCK

SK-DCK Boring Adapter
SK-DCK 镗头刀柄



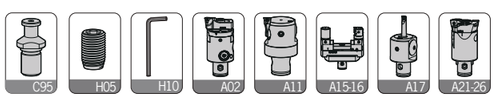

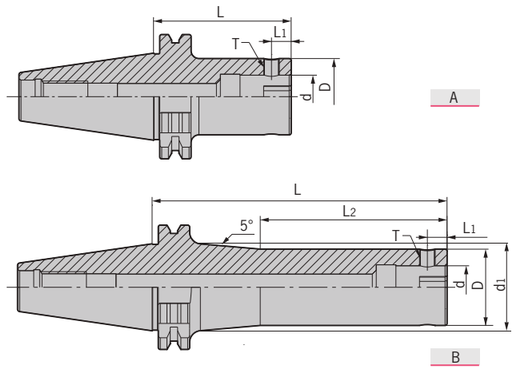

型号 Specification		图示 Figure	D	d1	d	L1	L2	L	侧固螺钉 Side-lock screw	L型扳手 Wrench	重量 Weight
SK30-	DCK1-55	A	19	-	11	4.95	-	55	M050Z050-30P-D	L025	0.42
	DCK1-70	A	19	-	11	4.95	-	70	M050Z050-30P-D	L025	0.45
	DCK2-80	A	24	-	14	6.45	-	80	M050Z060-30P-D	L025	0.54
	DCK3-80	A	31	-	18	7.9	-	80	M060Z090-30P-D	L03	0.66
	DCK4-70	A	39	-	22	10	-	70	M080Z120-30P-D	L04	0.70
	DCK5-70	A	50	-	28	13	-	70	M100Z160-30P-D	L05	0.85
	DCK6-80	A	64	-	36	16	-	80	M120Z200-30P-D	L06	1.24
SK40-	DCK1-70	A	19	-	11	4.95	-	70	M050Z050-30P-D	L025	0.89
	DCK1-100L	B	19	23.5	11	4.95	60	100	M050Z050-30P-D	L025	0.99
	DCK2-75	A	24	-	14	6.45	-	75	M050Z060-30P-D	L025	0.97
	DCK2-100	A	24	-	14	6.45	-	100	M050Z060-30P-D	L025	1.06
	DCK2-130L	B	24	31.1	14	6.45	75	130	M050Z060-30P-D	L025	1.21
	DCK2-160L	B	24	34.6	14	6.45	75	160	M050Z060-30P-D	L025	1.38
	DCK3-80	A	31	-	18	7.9	-	80	M060Z090-30P-D	L03	1.11
	DCK3-100	A	31	-	18	7.9	-	100	M060Z090-30P-D	L03	1.22
	DCK3-135L	B	31	31.6	18	7.9	85	135	M060Z090-30P-D	L03	1.44
	DCK3-165L	B	31	41.4	18	7.9	85	165	M060Z090-30P-D	L03	1.73
	DCK4-70	A	39	-	22	10	-	70	M080Z120-30P-D	L04	1.14
	DCK4-100	A	39	-	22	10	-	100	M080Z120-30P-D	L04	1.41
	DCK4-150L	B	39	46.8	22	10	95	150	M080Z120-30P-D	L04	1.90
	DCK4-170L	B	39	46.8	22	10	95	170	M080Z120-30P-D	L04	2.13
	DCK5-80	A	50	-	28	13	-	80	M100Z160-30P-D	L05	1.49
	DCK5-100	A	50	-	28	13	-	100	M100Z160-30P-D	L05	1.75
	DCK5-150	A	50	-	28	13	-	150	M100Z160-30P-D	L05	2.48
	DCK5-180	A	50	-	28	13	-	180	M100Z160-30P-D	L05	2.92
	DCK6-90	A	64	-	36	16	-	90	M120Z200-30P-D	L06	1.98
	DCK6-150	A	64	-	36	16	-	150	M120Z200-30P-D	L06	3.40
	DCK6-180	A	64	-	36	16	-	180	M120Z200-30P-D	L06	4.10

转下页
See next page

SK-DCK
SK-DCK Boring Adapter
SK-DCK 镗头刀柄



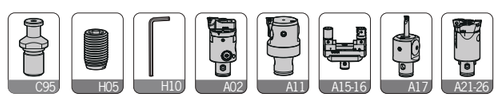

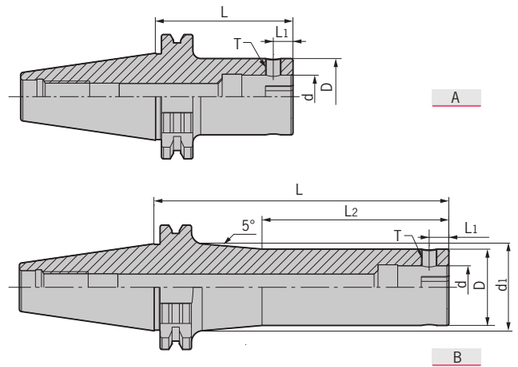

型号 Specification		图示 Figure	D	d1	d	L1	L2	L	侧固螺钉 Side-lock screw	L型扳手 Wrench	重量 Weight
SK50-	DCK1-80	B	19	-	11	4.95	-	80	M050Z050-30P-D	L025	2.73
	DCK1-115L	B	19	25.8	11	4.95	60	115	M050Z050-30P-D	L025	2.84
	DCK1-145L	B	19	29.3	11	4.95	60	145	M050Z050-30P-D	L025	3.00
	DCK2-80	A	24	-	14	6.45	-	80	M050Z060-30P-D	L025	2.83
	DCK2-105	A	24	-	14	6.45	-	105	M050Z060-30P-D	L025	2.91
	DCK2-135L	B	24	31.7	14	6.45	75	135	M050Z060-30P-D	L025	3.00
	DCK2-165L	B	24	35.2	14	6.45	75	165	M050Z060-30P-D	L025	3.20
	DCK3-85	A	31	-	18	7.9	-	85	M060Z090-30P-D	L03	2.98
	DCK3-110	A	31	-	18	7.9	-	110	M060Z090-30P-D	L03	3.13
	DCK3-140L	B	31	37.8	18	7.9	85	140	M060Z090-30P-D	L03	3.30
	DCK3-170L	B	31	41.3	18	7.9	85	170	M060Z090-30P-D	L03	3.57
	DCK4-100	A	39	-	22	10	-	100	M080Z120-30P-D	L04	3.24
	DCK4-160L	B	39	47.5	22	10	95	160	M080Z120-30P-D	L04	3.90
	DCK4-205L	B	39	53.7	22	10	95	205	M080Z120-30P-D	L04	4.50
	DCK5-90	A	50	-	28	13	-	90	M100Z160-30P-D	L05	3.40
	DCK5-165	A	50	-	28	13	-	165	M100Z160-30P-D	L05	4.53
	DCK5-210L	B	50	61.2	28	13	120	210	M100Z160-30P-D	L05	5.45
	DCK5-270L	B	50	71.7	28	13	120	270	M100Z160-30P-D	L05	7.10
	DCK6-85	A	64	-	36	16	-	85	M120Z200-30P-D	L06	3.90
	DCK6-155	A	64	-	36	16	-	155	M120Z200-30P-D	L06	5.54
	DCK6-215	A	64	-	36	16	-	215	M120Z200-30P-D	L06	6.96
	DCK6-250	A	64	-	36	16	-	250	M120Z200-30P-D	L06	7.80
	DCK6-300L	B	64	75	36	16	160	300	M120Z200-30P-D	L06	9.60
	DCK7-85	A	90	-	46	19.15	-	85	M200Z290-30P-D	L10	4.73
	DCK7-150	A	90	-	46	19.15	-	150	M200Z290-30P-D	L10	7.80
	DCK7-210	A	90	-	46	19.15	-	210	M200Z290-30P-D	L10	10.63
	DCK7-250	A	90	-	46	19.15	-	250	M200Z290-30P-D	L10	12.53
	DCK7-300	A	90	-	46	19.15	-	300	M200Z290-30P-D	L10	14.89
	DCK7-350	A	90	-	46	19.15	-	350	M200Z290-30P-D	L10	17.32

特 点 / Feature

■整支通孔，利于出水及抗振。■可共用并互容于大多数的"CK"系列。
■侧固螺丝与键槽成90度，确保切削机的退刀相位。
■侧固螺丝锁固时，请使用防卡油，以免镗孔时因扭力过大，导致螺丝卡死难以拆装。
■The whole bar with through holes,be useful for coolant and anti-shanking. ■Be compatible with all " CK " series.
■Side lock screw is at right angles to key slot, to make sure that the replacing holders in CNC machine are always in phase.
■Please apply lubricating oil to the screw to avoid stuck.

CAT-DCK/NBH2084

CAT-DCK Boring Adapter
CAT-DCK 镗头刀柄



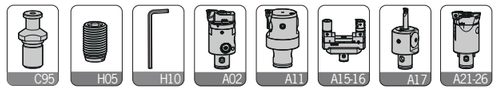

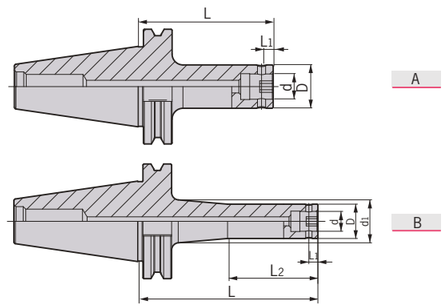

型号 Specification		图示 Figure	D	d1	d	L1	L2	L	侧固螺钉 Side-lock screw	L型扳手 Wrench	重量 Weight
CAT40-	DCK1-100L	B	19	23.8	11	4.95	50	100	M050Z050-30P-D	L020	1.01
	DCK2-75	A	24	-	14	6.45	-	75	M050Z060-30P-D	L025	0.99
	DCK3-100	A	31	-	18	7.9	-	100	M060Z090-30P-D	L03	1.24
	DCK4-60	A	39	-	22	10	-	60	M080Z120-30P-D	L04	1.08
	DCK4-100	A	39	-	22	10	-	100	M080Z120-30P-D	L04	1.46
	DCK5-60	A	50	-	28	13	-	60	M100Z160-30P-D	L05	1.22
	DCK5-100	A	50	-	28	13	-	100	M100Z160-30P-D	L05	1.79
	DCK6-65	A	64	-	36	16	-	65	M120Z200-30P-D	L06	1.52
	DCK6-100	A	64	-	36	16	-	100	M120Z200-30P-D	L06	2.37
CAT50-	DCK1-115L	B	19	25.4	11	4.95	50	115	M050Z050-30P-D	L020	2.90
	DCK2-105	A	24	-	14	6.45	-	105	M050Z060-30P-D	L025	2.92
	DCK3-110	A	31	-	18	7.9	-	110	M060Z090-30P-D	L03	3.13
	DCK4-100	A	39	-	22	10	-	100	M080Z120-30P-D	L04	3.25
	DCK5-165	A	50	-	28	13	-	165	M100Z160-30P-D	L05	4.56
	DCK6-155	A	64	-	36	16	-	155	M120Z200-30P-D	L06	5.56
	DCK7-100	A	90	-	46	19.2	-	100	M200Z290-30P-D	L10	5.58

NBH2084 Boring Adapter
NBH2084 镗头刀柄



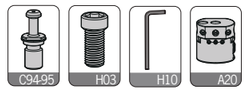

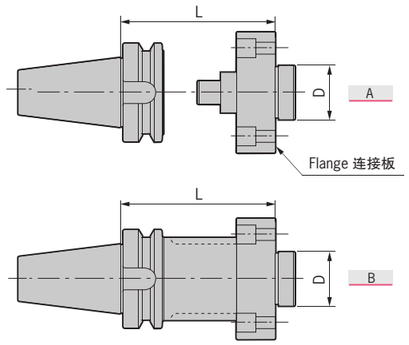

型号 Specification		D	L	锁紧螺钉 Locking screw	L型扳手 Wrench	重量 Weight
	BT40-NBH-A50	35	50	E080U200	L06	1.78
	BT50-NBH-A50	35	50	E080U200	L06	4.16
	NBH-FP60	35	Flange	-	-	0.60
	BT40-NBH-B100	35	100	E080U300	L06	2.23
	BT50-NBH-B100	35	100	E080U300	L06	4.84

型号 Specification		D	L	锁紧螺钉 Locking screw	L型扳手 Wrench	重量 Weight
BT50-	NBH-B165	35	165	E080U300	L06	6.23
	NBH-B200	35	200	E080U300	L06	7.01
	NBH-B250	35	250	E080U300	L06	7.96
	NBH-B300	35	300	E080U300	L06	9.07

FM

FM Boring Adapter
FM 镗头刀柄



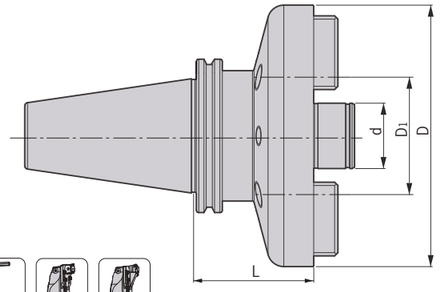



型号 Specification		D	D1	d	L	重量 Weight
HSK63A-	FMS40-70	87	66.7	40	70	2.30
HSK100A-	FMS40-60	87	66.7	40	60	3.55
	FMS40-150	87	66.7	40	150	7.68
	FMS40-250	87	66.7	40	250	12.26
	FMX40-80	160	101.6	40	80	7.61
	FMX40-150	160	101.6	40	150	10.53
	FMX40-250	160	101.6	40	250	14.69

型号 Specification		D	D1	d	L	重量 Weight
SK50-	FMS40-50	89	66.7	40	50	4.08
	FMS40-150	89	66.7	40	150	8.88
	FMS40-250	89	66.7	40	250	13.68
	FMX40-75	160	101.6	40	75	8.46
	FMX40-150	160	101.6	40	150	11.37
	FMX40-250	160	101.6	40	250	15.30

型号 Specification		D	D1	d	L	重量 Weight
CAT50-	FMS40-50	89	66.7	40	50	4.22
	FMS40-150	89	66.7	40	150	9.01
	FMX40-75	160	101.6	40	75	8.29
	FMX40-150	160	101.6	40	150	11.41

型号 Specification		D	D1	d	L	重量 Weight
BT40-	FMS40-70	87	66.7	40	70	2.85
	FMS40-120	87	66.7	40	120	5.20
BT50-	FMS40-55	87	66.7	40	55	4.28
	FMS40-150	87	66.7	40	150	8.88
	FMS40-200	87	66.7	40	200	10.92
	FMS40-250	87	66.7	40	250	13.21
	FMS40-300	87	66.7	40	300	15.50
	FMX40-85	160	101.6	40	85	8.90
	FMX40-150	160	101.6	40	150	11.60
	FMX40-200	160	101.6	40	200	13.69
	FMX40-250	160	101.6	40	250	15.77
	FMX40-300	160	101.6	40	300	17.85

型号 Specification		D	D1	d	L	重量 Weight
BBT50-	FMS40-55	87	66.7	40	55	4.35
	FMS40-150	87	66.7	40	150	8.70
	FMX40-85	160	101.6	40	85	8.97
	FMX40-150	160	101.6	40	150	11.67

DCK

DCK Extension
DCK 等径延长接柄





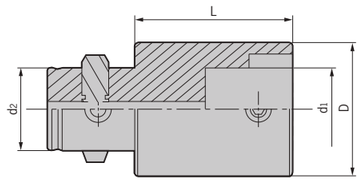

型号 Specification		D	d_1	d_2	L	侧固螺钉 Side-lock screw	L型扳手 Wrench	重量 Weight
DCK	1-1-30	19	11	11	30	M050Z050-30P-D	L025	0.06
	2-2-30	24	14	14	30	M050Z060-30P-D	L025	0.09
	3-3-30	31	18	18	30	M060Z090-30P-D	L03	0.14
	4-4-45	39	22	22	45	M080Z120-30P-D	L04	0.29
	4-4-60	39	22	22	60	M080Z120-30P-D	L04	0.47
	5-5-60	50	28	28	60	M100Z160-30P-D	L05	0.75
	5-5-90	50	28	28	90	M100Z160-30P-D	L05	1.18
	6-6-60	64	36	36	60	M120Z200-30P-D	L06	1.46
	6-6-100	64	36	36	100	M120Z200-30P-D	L06	2.35
	7-7-105	90	46	46	105	M200Z300-30P-D	L10	5.28

DCK Reducer
DCK 异径转换接柄（大接小）



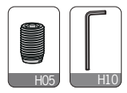

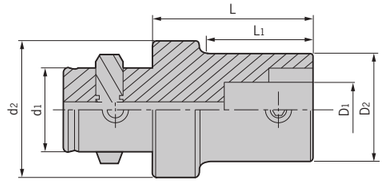

型号 Specification		D_1	D_2	d_1	d_2	L_1	L	侧固螺钉 Side-lock screw	L型扳手 Wrench	重量 Weight
DCK	2-1-36	11	19	14	24	30	36	M050Z050-30P-D	L025	0.08
	3-1-41	11	19	18	31	30	41	M050Z050-30P-D	L025	0.12
	3-2-37	14	24	18	31	25	37	M050Z060-30P-D	L025	0.13
	4-1-58	11	19	22	39	40	58	M050Z050-30P-D	L025	0.24
	4-2-50	14	24	22	39	36	50	M050Z060-30P-D	L025	0.22
	4-3-50	18	31	22	39	37	50	M060Z090-30P-D	L03	0.30
	5-1-60	11	19	28	50	40	60	M050Z050-30P-D	L025	0.38
	5-2-54	14	24	28	50	35	54	M050Z060-30P-D	L025	0.38
	5-2-74	14	24	28	50	55	74	M050Z060-30P-D	L025	0.45
	5-3-47	18	31	28	50	29	47	M060Z090-30P-D	L03	0.46
	5-3-72	18	31	28	50	54	72	M060Z090-30P-D	L03	0.54
	5-4-42	22	39	28	50	25	42	M080Z120-30P-D	L04	0.43
	5-4-67	22	39	28	50	50	67	M080Z120-30P-D	L04	0.62
	6-1-70	11	19	36	64	40	70	M050Z050-30P-D	L025	0.90
	6-2-63	14	24	36	64	45	63	M050Z060-30P-D	L025	0.66
	6-2-93	14	24	36	64	75	93	M050Z060-30P-D	L025	0.71
	6-3-56	18	31	36	64	39	56	M060Z090-30P-D	L03	0.70
	6-3-96	18	31	36	64	79	96	M060Z090-30P-D	L03	0.91
	6-4-51	22	39	36	64	35	51	M080Z120-30P-D	L04	0.76
	6-4-101	22	39	36	64	85	101	M080Z120-30P-D	L04	1.19
	6-5-41	28	50	36	64	25	41	M100Z160-30P-D	L05	0.72
	6-5-91	28	50	36	64	75	91	M100Z160-30P-D	L05	1.46
	7-6-106	36	64	46	90	81	106	M120Z200-30P-D	L06	3.12

CR

CR Chamfering Cutter
CR 倒角刀



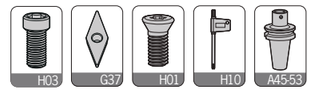

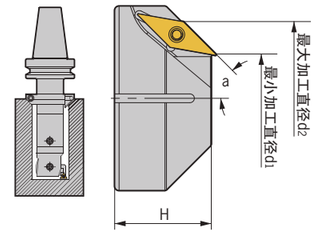

安装在DCK刀柄上用于镗孔,倒角复合加工。Assembled with DCK boring tools to chamfer.

型号 Specification		刃数 Teeth	角度 a	d_1	d_2	H	组合刀柄 Adapter size	L型扳手 Wrench	刀体锁紧螺钉 Locking screw	刀片型号 Insert	刀片螺钉 Insert screw	旗形扳手 Wrench	重量 Weight
CR	1-34-45	1	45	21	34	22	DCK1	L04	E050U160-D	VC**1103	M025W060	Q08	0.06
	2-39-45	1	45	26	39	25	DCK2	L04	E050U160-D	VC**1103	M025W060	Q08	0.12
	3-54-45	1	45	34	54	35	DCK3	L05	E060U200-D	VC**1604	M040S100-1	Q15	0.51
	4-62-45	1	45	42	62	38	DCK4	L05	E060U200-D	VC**1604	M040S100-1	Q15	0.69
	5-93-45	2	45	53	93	43	DCK5	L05	E060U250-D	VC**1604	M040S100-1	Q15	1.33
	6-107-45	2	45	67	107	46	DCK6	L06	E080U250-D	VC**1604	M040S100-1	Q15	1.84
	6-138-45	2	45	98	138	46	DCK6	L06	E080U250-D	VC**1604	M040S100-1	Q15	3.86
	6-160-45	2	45	120	160	46	DCK6	L06	E080U250-D	VC**1604	M040S100-1	Q15	5.58
CR	1-41-30	2	30	23	41	30	DCK1	L04	E050U160-D	VC**1103	M025W060	Q08	0.10
	2-46-30	2	30	28	46	35	DCK2	L04	E050U160-D	VC**1103	M025W060	Q08	0.21
	3-53-30	2	30	35	53	35	DCK3	L05	E060U200-D	VC**1103	M025W060	Q08	0.34
	4-61-30	2	30	43	61	35	DCK4	L05	E060U200-D	VC**1103	M025W060	Q08	0.41
	5-84-30	2	30	56	84	48	DCK5	L06	E080U250-D	VC**1604	M040S100-1	Q15	1.33
	6-98-30	2	30	70	98	48	DCK6	L06	E080U250-D	VC**1604	M040S100-1	Q15	1.21
	6-120-30	2	30	92	120	48	DCK6	L06	E080U250-D	VC**1604	M040S100-1	Q15	3.01
	6-142-30	2	30	114	142	48	DCK6	L06	E080U250-D	VC**1604	M040S100-1	Q15	4.09

适用 Suitable:德克、京瓷或三菱刀片 DEREK、KYOCERA Or MITSUBISHI Insert



MKT

MKT Boring Cartridge
MKT 微调精密单元

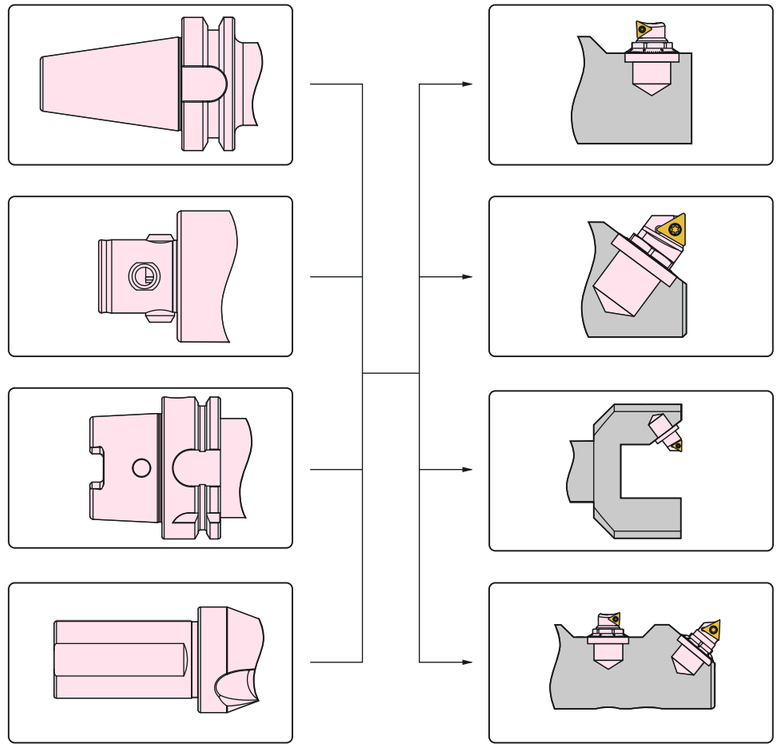

注 / Notice

■精镗单元是安装与精密加工的非标刀具本体。
■精镗单元为前端调节微调精度，每单元刻度相当于0.01mm的径向切深变化量；通过副刻度游标可进行0.001mm的径向调节。
■精镗带有自锁功能，即调节刻度前无需解锁，调节完成后也无需锁紧。
■另有多款主偏角微调精镗单元可接单生产。

■For non-standarrd tools.
■Each scale means radial depth cut 0.01mm; With side scale, the accuracy can be 0.001mm.
■With self-lock design.
■Cartridge with different lead angle available on request.

注意事项：
精镗单元前端不可超行程调节，不然会造成结构损伤；安全行程的把握通过专用扳手尾宽丈量精镗单元的前端伸出量（扳手尾宽d=伸出量极限），参考图A。

Caution:
Don't over-adjust MKT cartridge.
Safe adjusting size shouldn't access the wrench end siize "d" (ref. picture A).

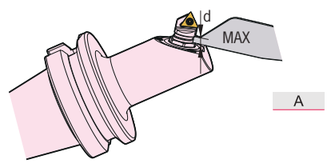

A

MKT

MKT Boring Cartridge
MKT 微调精密单元

NEW



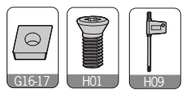

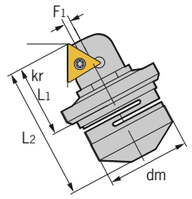

A

图示为右手型
Right Hand

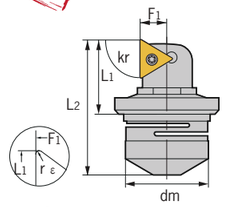

B

型号 Specification		图示 Fig	主偏角 Kr	dm	L_1	L_2	F_1	Dmin	刃倾角 λ	内接圆 Ic	刀片型号 Insert	扳手 Wrench	重量 Weight
MKT1-	**90C06-L/R**	A	90	16	14.3	25.15	0.45	25.5	-3	1/4	CC**0602	WMKT06	0.03
	90T06-L/R	A	90	16	14.3	25.0	0.50	24.8	0	5/32	TB**0601	WMKT06	0.03
	90T09-L/R	A	90	20	19.1	33.7	0.90	32.5	0	7/32	TC**0902	WMKT09	0.05
	90T11-L/R	A	90	22	23.0	45.3	1.10	42.0	0	1/4	TC**1102	WMKT11	0.18
	90T16-L/R	A	90	32	33.3	62.3	1.20	59.4	0	3/8	TC**16T3	WMKT16	0.21
MKT2-	**90C06-L/R**	B	90	16	13.3	24.1	5.10	27.0	-3	1/4	CC**0602	WMKT06	0.03
	90T09-L/R	B	90	20	18.3	32.9	6.30	36.5	0	7/32	TC**0902	WMKT09	0.05
	90T11-L/R	B	90	22	22.1	44.3	7.20	48.5	0	1/4	TC**1102	WMKT11	0.18
	90T16-L/R	B	90	32	32.0	62.7	10.3	68.4	0	3/8	TC**16T3	WMKT16	0.21

适用 Suitable:德克或京瓷刀片 DEREK Or KYOCERA Insert

MKT Boring Cartridge - Assembling Size
MKT 微调精镗单元的安装尺寸

适用于切削刃长度为16mm(3/8iC)的精镗单位
For 16mm cutting edge length insert (3/8ic)

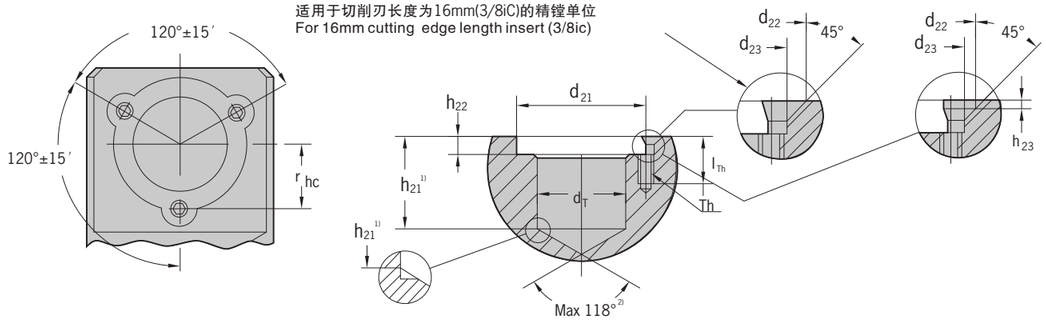

△	内接圆 iC	d_TH7	d_{21} 1)	d_{22} 1)	d_{23}	h_{21} 2)	h_{22} 3)	h_{23} 1)	l_{Th}	r_{hc}	T_h
06	5/32	16	19	4.6	3.2	11.5	2.8	0.8	9	9.65±0.02	M3
09	7/32	20	25	4.6	3.2	15.5	4.0	0.9	9	12.50±0.05	M3
11	1/4	22	30	6.5	4.3	24.0	5.0	1.4	13	15.40±0.05	M4
16	3/8	32	46	11.9	5.4	33.0	6.3	-	16	23.00±0.05	M5
06	1/4	16	19	4.6	3.2	11.5	2.8	0.8	9	9.65±0.02	M3

1) $^{+0.1}_{0}$　　2) $^{+0.2}_{0}$　　3)±0.2

MKT

MKT Boring Cartridge - Assembling Size
MKT 精镗单元的安装尺寸

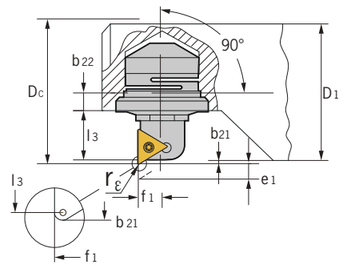

直角安装
k_r = 90°

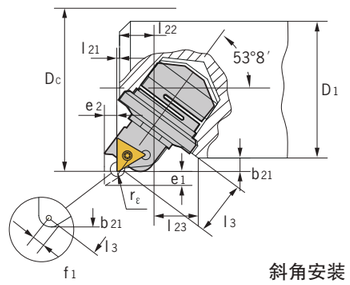

斜角安装
k_r = 90°

进给方向	△	rε	D_1 min	D_c min	b_{21} min	e_1 max	e_2 max	b_{22} min	l_3 1) min	l_{21}	l_{22}	l_{23}	f_1
k_r=90° 90°		0.2		27.9	0.60				9.8				
	06	0.4	26.0	27.6	0.55	2.5	-	3.60	9.6	-	-	-	5.10
		0.8		27.0	0.50				9.1				
		0.2		37.4	1.45				13.95				
	09	0.4	34.5	37.1	1.30	3.5	-	4.55	13.6	-	-	-	6.30
		0.8		36.5	1.00				12.9				
直角安装		0.2		49.4	1.45				16.75				
	11	0.4	46.5	49.1	1.30	6	-	7.75	16.4	-	-	-	7.20
		0.8		48.5	1.00				15.7				
		0.4		69.6	1.30				25.0				
	16	0.8	67.0	69.0	1.00	10	-	9.40	24.3	-	-	-	10.30
		1.2		68.4	0.70				23.6				
		0.2		26.2	1.70				11.0				0.40
	06	0.4	22.0	25.9	1.65	2	1.5	-	10.7	0.5	6.60	9.55	0.40
		0.8		25.3	1.60				10.1				0.45
		0.2		25.7	1.50				10.9				0.40
	06	0.4	22.0	25.4	1.45	2	1.5	-	10.6	0.5	6.60	9.55	0.40
		0.8		24.8	1.40				10.0				0.45
90° 斜角安装		0.2		33.4	2.45				14.9				0.95
	09	0.4	28.5	33.1	2.30	2.8	2.1	-	14.5	0.5	9.40	12.15	1.00
		0.8		32.5	2.00				13.7				1.10
		0.2		42.9	2.45				17.6				1.15
	11	0.4	38.0	42.6	2.30	4.8	3.6	-	17.2	0.5	11.20	14.85	1.20
		0.8		42.0	2.00				16.4				1.30
		0.4		60.6	2.80				26.2				1.30
	16	0.8	55.0	60.0	2.50	8	6.0	-	25.4	0.5	16.65	23.70	1.40
		1.2		59.4	2.20				24.6				1.50

适用 Suitable:德克或京瓷刀片 DEREK Or KYOCERA Insert

注 / Notice

■完全夹紧在镗刀卡内时的尺寸。 ■Above data is based on fully assembly.

MAC

MAC Boring Cartridge
MAC 微调精镗刀座





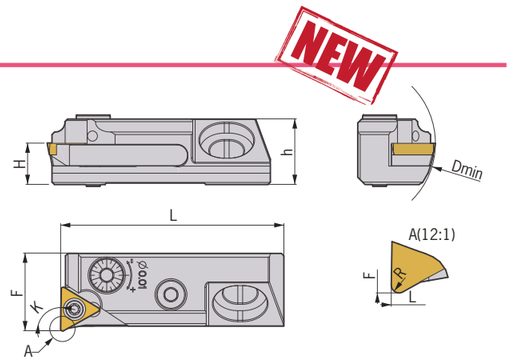

型号 Specification	K	H	F	L	h_1	Dmin	R	适用刀片 Suitable inserts
MAC90- F16-CC06-L/R	90	8.5	16	46	13.5	28	0.4	CC..0602..
MAC95- F16-CC06-L/R	95	8.5	16	46	13.5	28	0.4	CC..0602..
MAC90- F16-TP09-L/R	90	8.5	16	46	13.5	28	0.4	TP..0902..
MAC95- F16-TP09-L/R	95	8.5	16	46	13.5	28	0.4	TP..0902..
MAC90- F20-TC11-L/R	90	8.5	20	46	13.5	36	0.4	TC..1102..
MAC95- F20-TC11-L/R	95	8.5	20	46	13.5	36	0.4	TC..1102..
MAC90- F20-TP11-L/R	90	9	20	46	13.5	36	0.4	TP..1103..
MAC95- F20-TP11-L/R	95	9	20	46	13.5	36	0.4	TP..1103..

适用 Suitable:德克刀片、三菱刀片 DEREK Or MITSUBISHI Insert

注 / Notice

■常备库存为右手型号。
■刀片请根据不同材料单独订购。
■微调精度直径0.01mm/div 半径0.005mm/div。
■径向最大调整量直径0.6mm，轴向调整量1mm。

■With right hand type in stock.
■Inserts need to be purchased based on different mach -ined material.
■One dial = 0.01mm.
■Max radial adjustment is 0.6mm, max axial adjustment is 1mm.

配件/Item

刀片型号 Insert	刀片锁紧螺钉 Insert Screw	轴向调节螺钉 Axial Screw	刀座锁紧螺钉 Cartridge Screw	刀片锁紧扳手 Insert Wrench	刀座锁紧扳手 Cartridge Wrench	径向调节扳手 Radial Wrench	轴向调节扳手 Axial Wrench
CC..0602..	M025W050	M050D200-90	E050U160	Q08	L04	L025	L03
TP..0902..	M025W050	M050D200-90	E050U160	Q08	L04	L025	L03
TC..1102..	M025W050	M050D200-90	E050U160	Q08	L04	L025	L03
TP..1103..	M030W060	M050D200-90	E050U160	Q08	L04	L025	L03

MAC

MAC Boring Cartridge - Assembling Size
MAC 微调精镗刀座的安装尺寸

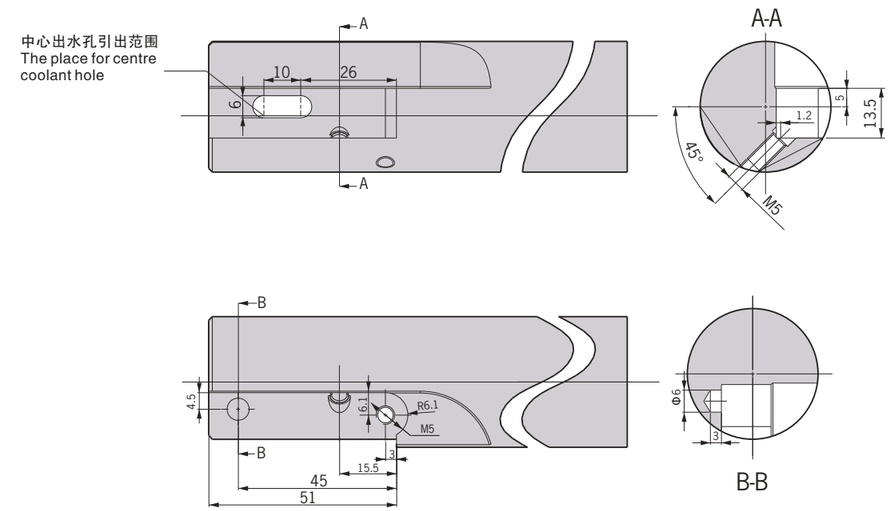

注 / Notice

■图示按照右手刀夹型号的方向安装。
■使用左手刀夹型号时请按照镜像的方式安装。

■The way of adjustment on right hand type.
■The opposite way of adjustment on left hand type.

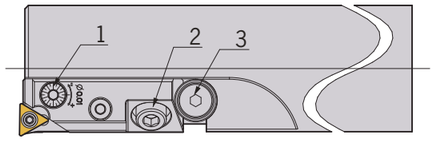

1.径向调节螺钉 Radial Screw
2.刀座锁紧螺钉 Cartridge Screw
3.轴向调节螺钉 Axial Screw

轴向调节方法 / Adjusting on axial direction

1.稍微松开刀座锁紧螺钉2。
2.顺时针旋转轴向调节螺钉3，刀座向前移动至需要的尺寸。
3.夹紧刀座锁紧螺钉2。

1.Loosening the 2# lock screw lightly.
2.Rotating the 3# axial screw in the anticlockwise direction,so that the cartridge can be moved forward to the required size.
3.Tightening the 2# lock screw firmly.

径向调节方法 / Adjusting on radial direction

1.顺时针方向旋转径向调节螺钉1，刀具直径逐渐变大。
2.逆时针方向旋转径向调节螺钉1，刀具直径逐渐变小。
3.径向微调螺钉调节是每旋转一个刻度，刀具直径变化0.01mm

1.Rotating the 1# radial adjusting screw in the clockwise direction, so that the diameter of tool will increase.
2. Rotating the 1# radial adjusting screw on the anticlockwise direction. so that the diameter of tool will reduce.
3. The adjustment on diameter:0.01mm as per dial.

注 / Notice

■如果刀座需要向后调节，应当松开刀座锁紧螺钉，并把刀座移动到最后面，然后逐渐向前调节直到需要的尺寸。

■Note:If the cartridge should be moved backward,please loosen cartridge screw,and then move the cartridge to the back,finally adjust the cartridge to forward little by little to meet the required size.

SFC/SLC

Inserts Holder SFC For Roughing
SFC 粗镗刀座



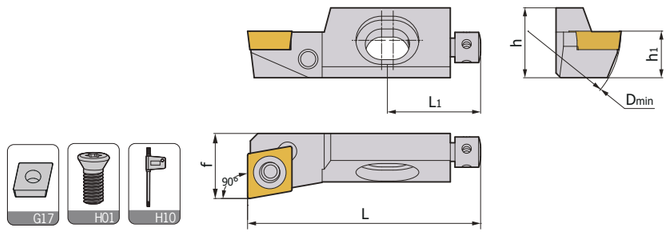

型号 Specification	Dmin	h1	h	f	L1	L	刀片 Insert	刀片螺钉 Insert screw	调整螺钉 Adjusting screw	扳手 Wrench	重量 Weight
SCFCR08CA-06	25	8	10	10	17	32	CC**0602	M025W060	M040H120	Q08	0.07
SCFCR10CA-09	40	10	15	14	20	50	CC**09T3	M035W080	M040H120	Q15	0.10

适用 Suitable:德克、三菱或日立刀片 DEREK、MITSUBISHI Or HITACHI Insert

Inserts Holder SFC For Roughing
SFC 粗镗刀座



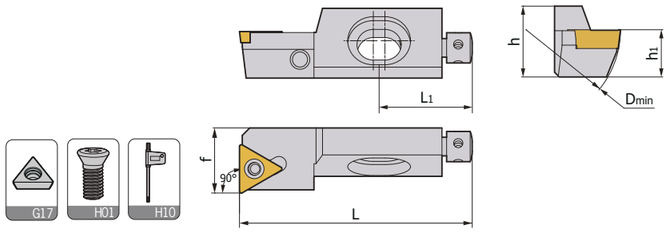

型号 Specification	Dmin	h1	h	f	L1	L	刀片 Insert	刀片螺钉 Insert screw	调整螺钉 Adjusting screw	扳手 Wrench	重量 Weight
STFCR08CA-09	25	8	10	10	17	32	TC**0902	M022W060	M040H120	Q08	0.07
STFCR10CA-11	40	10	15	14	20	50	TC**1102	M025W060	M040H120	Q08	0.10

适用 Suitable:德克、三菱或日立刀片 DEREK、MITSUBISHI Or HITACHI Insert

Inserts Holder SLC For Roughing
SLC 粗镗刀座



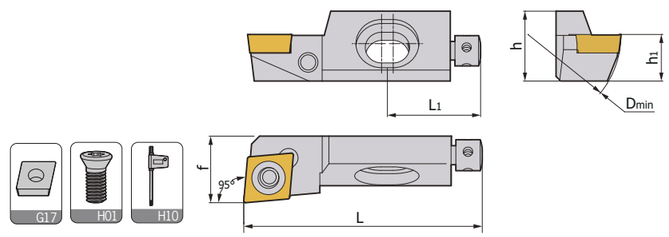

型号 Specification	Dmin	h1	h	f	L1	L	刀片 Insert	刀片螺钉 Insert screw	调整螺钉 Adjusting screw	扳手 Wrench	重量 Weight
SCLCR08CA-06	25	8	10	10	17	32	CC**0602	M025W060	M040H120	Q08	0.07
SCLCR10CA-09	40	10	15	14	20	50	CC**09T3	M035W080	M040H120	Q15	0.10

适用 Suitable:德克、三菱或日立刀片 DEREK、MITSUBISHI Or HITACHI Insert

SSC

Inserts Holder SSC For Roughing
SSC 粗镗刀座



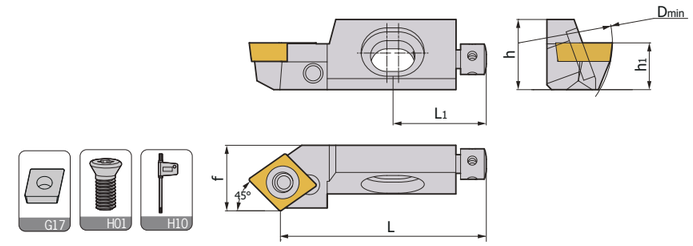

型号 Specification	Dmin	h1	h	f	L1	L	刀片 Insert	刀片螺钉 Insert screw	调整螺钉 Adjusting screw	扳手 Wrench	重量 Weight
SCSCR08CA-06	25	8	10	10	17	32	CC**0602	M025W060	M040H120	Q08	0.07
SCSCR10CA-09	40	10	15	14	20	44	CC**09T3	M035W080	M040H120	Q15	0.09

适用 Suitable:德克、三菱或日立刀片 DEREK、MITSUBISHI Or HITACHI Insert

Inserts Holder SSC For Roughing
SSC 粗镗刀座



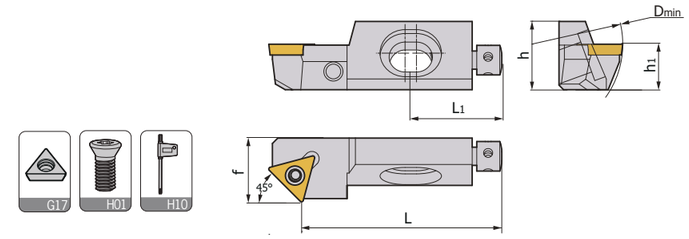

型号 Specification	Dmin	h1	h	f	L1	L	刀片 Insert	刀片螺钉 Insert screw	调整螺钉 Adjusting screw	扳手 Wrench	重量 Weight
STSCR10CA-11	40	10	15	14	20	44	TC**1102	M025W060	M040H120	Q08	0.09
STSCR12CA-16	50	12	20	20	20	47	TC**16T3	M035W080	M050H130	Q15	0.15

适用 Suitable:德克、三菱或日立刀片 DEREK、MITSUBISHI Or HITACHI Insert

HSK/BT/SK BLANK ADAPTER

HSK Blank Adapter
HSK 毛坯刀柄



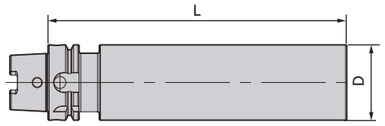

型号 Specification		D	L
HSK50A-	52-200	52	200
	63-200	63	200
HSK63A-	63-250	63	250
	80-250	80	250
HSK100A-	63-200	63	200
	80-250	80	250
	90-300	90	300

BT Blank Adapter
BT 毛坯刀柄



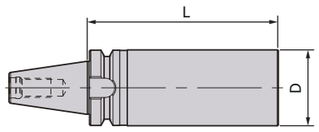

型号 Specification		D	L
BT40-	63.5-160	63.5	160
	63.5-250	63.5	250
BT50-	80-200	80	200
	80-300	80	300

SK Blank Adapter
SK 毛坯刀柄



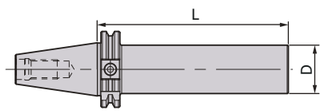

型号 Specification		D	L
SK40-	40.5-160	40.5	160
	63.5-160	63.5	250
	63.5-250	63.5	250
SK50-	80-160	80	160
	80-200	80	200
	80-300	80	300

特 点 / Feature

■柄部硬度：HRC55–60。
■毛坯端硬度：D≤65，HRC28–32；D＞65，HRC25–30。
■柄部精磨到位,毛坯端精车。
■毛坯端表面发黑处理。
■自带中心出水孔 。

■Hardness of shank：HRC55–60.
■Hardness of blank：D≤65，HRC28–32；D＞65，HRC25–30.
■Finish grinding for shank, finish lathing for blank.
■Black coating for blank.
■With intercoolant hole.

Customized Tools With Indexable Inserts
机夹式非标刀具定制

与传统刀具截然不同的，用于数控加工的最高效刀具
The most efficient CNC cutting tools, unlike traditional tools.

机夹非标刀具可以选择带刀座的型号。通过连成一体的刀杆和刀座，一体型的刀具避免在使用中的两次装夹，从而基本消除了装夹误差。选用带刀座的机夹式刀具可提高加工精度。

现代化加工中机夹式非标刀具是最佳伙伴，在批量生产中可最大限度提高设备使用效率。

The installing error could be avoid by choosing customized tools with indexable inserts. Because boring head and cartridge are unified as a whole, it don't need two stage install any more.

It helps achieve the highest-precision machining target and utmost work efficiency in mass production.

特 点 / Feature

■可换式刀片
根据客户需要提供各种替换式刀片，当刀片磨损时，只需更换即可。
■微调单元
更接近客户需求对高精度的刃部提供微调结构。高性能的微调结构是刀具反复使用后仍能保证精度。
■多款刀柄系统
可以从包括液压、热胀在内的不同刀柄前端和包括HSK\BT两种的刀柄后端任意定制刀柄系统，满足不同加工设备需求。
■刀片定制
根据客户需求，可以实现复杂刃口的成型刀片和PCD\CBN刀片等各种复杂的组合非标加工。

■Indexable Inserts
Special indexable inserts can be supplied according to customers' requirements.
■Adjustable Frames
Supply adjustable frames for insert pocket to get a high repeatability.
■Kinds Of Adapter System
To meet different manufacturing machines, we can design and customize sorts of holder structures including shrink fit chuck and hydraulic chuck, with different cone, such as HSK and BT.
■Customized Inserts
On request, customized inserts are available, including ground inserts with sophisticated cutting edge and PCD/CBN inserts.



Integrated Special Tools
整体刀具非标定制

广泛应用于制造行业中的非标精密刀具
Widely used in the manufacturing industry

整体型非标刀具是一种直接由整根棒料加工而成的传统刀具，其切削刃与刀杆部分连成一体。它不但能应付绝大部分的加工，而且可以通过重复使用来降低刀具成本。客户只需提供图纸、样刀或被加工零件即可获得德克为客户生产适用于钻、铰、铣、车、镗和其他特殊加工在内的所有种类非标刀具。

二十多年的刀具生产经验，德克奠定了坚实的非标生产基础，为包括汽车、航天、医疗与其他制造业的客户提供各种加工的整体定制刀具。通过缩减成本，使用批量的整体定制非标能给客户的生产加工带来实际效益。

Derek designs the most suitable tool structure, covering the tip type, the cooling method, the geometric shape, the processing parameter, etc.) specially for each type of a customer's tool based on the material of the processed and the customer's real processing conditions whether it is drilling, milling, reaming, boring or any other machining, so as to meet different customers' diversified demands for machining precision, smooth finish, processing efficiency and tool service life.

Based on two decades' manufacturing experience, Derek's excellent production techniques guarantees the quality of special tools, which are extensively used in metalworking of automobile, aeronautics and astronautics, medical and equipment manufacture industries.Special tools bring down the production cost in mass production dramatically.

特 点 / Feature

■阶梯处理
充分考虑机械性能的前提下，根据客户需求可以定制多个阶梯。多阶梯刀具一次加工不但缩短加工时间，还能确保最佳同心度。
■成型刀刃
为了成型加工，根据客户的需求制定特定形状。完成标准刀具无法完成的复杂加工。
■刃口优化
根据加工需求对刃口进行优化，获得更低的切削阻力、更长的刀具寿命和更好的加工精度。
■槽型设计
对封闭加工用刀具的排屑槽进行特殊优化。优化后的槽体能加强排屑、帮助切削刃散热并减少失效状况的发生。

■Stepped Cutting
Taking cutting condition and work piece into consideration, a stepped special tool can be designed and produced, which not only shortens the processing time but also increases the cutting performance.
■Special Cutting Edge
A special cutting edge can be achieved
on customers' demand, to finish the sophisticated machining.
■Optimized Cutting Edge
Optimized cutting edge promises a smaller cutting resistance, a longer tool life and a better surface performance.
■Unique Chipbreaker Design
Special design and optimize the chipbreaker for those tools used in a close cutting condition, which makes the chip-removal easier, cutting edge cooler, and more valid machining.



Customized PCD Cutting Tools
PCD刀具非标定制

具有极佳切削性能与使用寿命的新一代精密刀具
With extraordinary cutting performance and tool life

金刚石刀具是一种由硬质合金刀杆和金刚石刀刃组合而成的新型刀具，其切削刃由金刚石构成。金刚石分为人造聚晶金刚石和天然单晶金刚石。它们是自然界已知硬度最高的物质，因此由其制作而成的刀具在使用寿命上往往超出传统硬质合金刀具数倍。金刚石刀具具有极高的硬度。

超高的导热性和极低的摩擦系数，这使得金刚石刀具拥有极其优异的切削性能。

The artificial polycrystalline diamond and the natural monocrystalline diamond are the known materials with the highest hardness in the nature. The tools made of these two materials enjoy a much longer service life than usual cemented carbide tools. The diamond tool, equipped with high hardness and thermal conductivity as well as low frictional factor, boasts its outstanding cutting performance.

特 点 / Feature

■超长寿命
使用寿命远长于普通刀具，为客户省去反复换刀及反复修磨的时间，减少成本和精力。
■刀刃PCD成型
为了成型加工，根据客户的需求制定特定形状。成型用PCD定制刀具的加工寿命往往长达上万次。
■镜面加工
根据客户需要，PCD加工后的表面可获得很高的光洁度和平整度，甚至达到镜面效果，可省去抛光工序。
■超强性能
因摩擦系数最小、导热性能最佳，金刚石非标刀具可以大大提高加工速度并胜任整体式刀具无法完成的加工。
■附加断屑
根据具体加工需求，可以提供额外的断屑槽，获得更好的加工效果并防止切屑损伤已加工表面。

■Superior Tool Life
Compared with the usual tools, PCD tools enjoy a superior tool life, which reduces the production cost dramatically.
■Ground PCD Edges
The cutting edge of PCD is ground to the special shape to meet an unique metalworking requirement. The tool life can be more than 10,000 times.
■Mirror Effect
The surface processed by the PCD tool is always very flat and smooth just like a mirror because of the super-high rotation speed of the PCD tool, which leaves out the customer's polishing procedure.
■Extraordinary Performance
With high hardness and thermal conductivity as well as low frictional factor, boasts its outstanding cutting performance, which makes it the only choice in some machining solutions.
■ Extra Chipbreaker
According to a specific cutting condition, PCD tools with special chipbreakers are available. And it results in a better cutting performance.



Turn Key Project
项目方案打包

各种难题，我们统统打包。

通常情况下，加工一个简单的小型零件平均需要 4–5 把标准、非标刀具；而加工、装配一个复杂的大型零部件往往需要 20 把以上的刀具。一个极端的例子是飞机制造：生产一架飞机需要使用上千种不同刀具。如果客户同时需要生产 5 种零部件，那么就必须挑选 100 种不同刀具。德克可以为您精挑细选、化繁为简，让复杂的操作以简单方式实现。

凭借二十多年的专业刀具生产经验，拥有各种不同的高端加工设备，强大的技术力量和服务团队，德克能提供一站式的项目解决方案。只需提供被加工工件的零件图纸或样品，我们就可以提供一整套完整的加工方案，无论是标准刀具还是非标定制刀具以及各种加工耗材，我们都会设身处事的考虑各种状况，包括客户设备、加工环境、交货期等等，以最佳方式交给客户手上使用。

Whatever the project is, we are going to take over it.

Usually, it takes about 4-5 usual and special tools to machine one small and simple work piece. However, it asks for more than 20 pcs of tools for a sophisticated component. Let's take the airplane manufacturing as an example. Thousands of tools are required during the manufacturing. If one factory wants to produce 5 pcs of work piece at one time, then they have to choose about 100 different tools to finish the work. Derek is ready to offer you well selected tools to finish your work efficiently.

On the basis of two decades' manufacturing experience, equipped with state-of-the art manufacturing machines, Derek' s professional technical staff and service personnel are ready to offer you one-stop service for your project and metal-working demand. On receipt of your drawings of work piece to be machined, we will supply you a full machining solution, including standard tools, special tools, and inserts, which will fulfill your requirement , such as production machines, working environment, lead time of work piece, etc.



FBH

FBH Micro-Boring Head Manuals
FBH 极细微调精镗刀使用说明书

一、安装精镗刀片座、精镗刀杆、刀片：
Installation Of Insert Holder, Boring Bars And Inserts

1、精镗刀片座安装：将刀片座和镗头安装部分擦拭干净。刀片座底部与镗头安装面贴合，确定无间隙后，拧紧刀片座锁紧螺钉。安装反镗刀片座，可实现反镗加工。（图A）
1.Clean the mounting surface of cartridge and boring head; Make sure there is no gap and misalignment between cartridge and boring head; Fasten the locking screw properly.

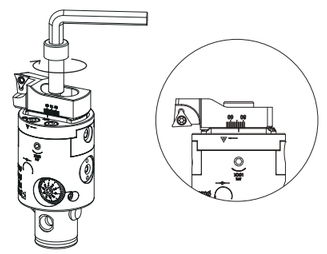

2、精镗刀杆安装：先行拆除精镗刀片座。松开BM中心销侧固螺钉，取出BM中心销。选取精镗刀杆确定安装方向，置入精镗头内，确定无间隙后，拧紧BM中心销侧固螺钉。
2. Loosen the locking screw and move the BM center pin out of boring head. Put in the boring bar in a right direction and tighten the locking screw properly.

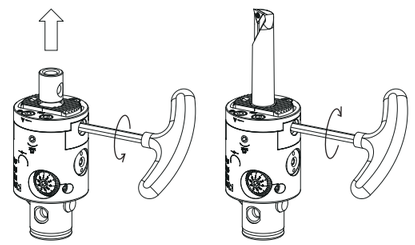

3、刀片安装：将刀片装入刀片座内，注意刀片的两侧面及底部必须和刀片座槽的两侧面及平面完全贴合无异物，确定无间隙后，锁紧刀片螺钉。
3.Use compressed air to clean the surface of inserts and insert pocket on cartridge. Ensure they are free of any dust or oil;Position the indexable insert on the insert pocket and tighten the clamping screw securely.

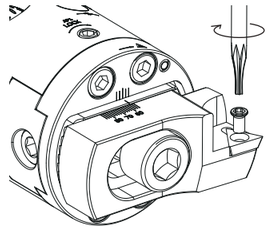

二、产品结构
Structure

1镗头柄部 DCK Connection	4微调锁紧螺钉 Locking Screw	7刀片座 Cartridge
2微调刻度盘 Graduated Dial	5 BM中心销侧固螺钉 Locking Screw to the Center Pin BM	8压紧螺钉 Clamping Screw
3镗头本体 Boring Head	6 BM中心销 BM Center Pin	9注油孔 Grease Hole

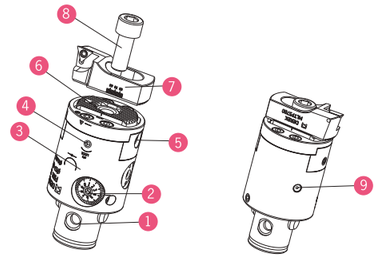

FBH

FBH Micro-Boring Head Manuals
FBH 极细微调精镗刀使用说明书

三、使用步骤
Operation

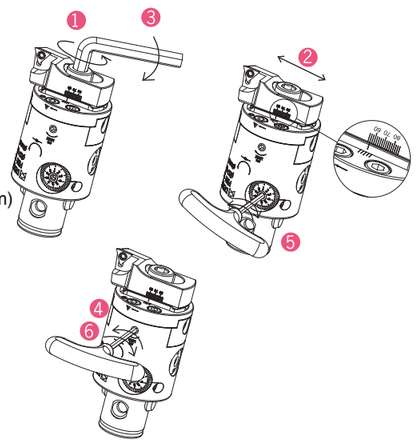

步骤一：松开刀座压紧螺钉（逆时针旋转）❶
步骤二：移动刀片座位置预调至需加工尺寸❷（参考刀片座上刻度线尺寸）
步骤三：拧紧刀座压紧螺钉(顺时针旋转) ❸
步骤四：松开刻度盘锁紧螺钉（逆时针旋转）❹
步骤五：转动微调刻度盘（逆时针旋转）使加工直径增大，反之减小❺（每格0.002mm)
步骤六：拧紧刻度盘锁紧螺钉（顺时针旋转）❻ 完成调整
1.Loosen the clamping screw in anti-clockwise direction;
2.Move the cartridge close to but smaller than the working diameter;
3.Lock the clamping screw;
4.Loosen the locking screw on graduated dial;
5.Adjust the dial in a clockwise direction until the desired boring diameter is reached.
6.Tighten the locking screw properly.

四、使用者注意事项
Cautions

1.在调整范围内使用。
1.Use boring heads within suggested range.

2.调整微调刻度盘前必须先松开微调锁紧螺钉，否则会对内部精调机构造成损坏。
2.Rotate the graduated dial without loosening the locking screw will damage the internal moving structure.

3.滑座固定，请使用专用板手调整刀座压紧螺钉拧紧。扭力要适当，过大会损坏镗头精度，过松会造成加工时刀座位移。
3.Use genuine key only for unclamping, clamping and any adjustments.

4.本产品为精密装置，调整微调刻度盘阻力过大时，请立即停止操作。并确认以下事项：
4.Check the following two possible troubles when the rotation meets big resistance or refuses to move:

微调锁紧螺钉是否松开。
If the locking screw is loosened or not

是否超出调整范围。
if the boring diameter required exceeds the range of boring head

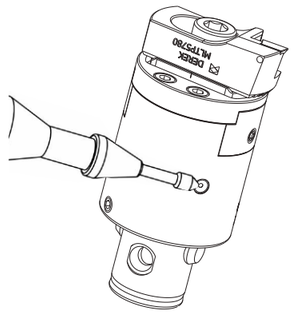

5.用户须注入润滑脂（图），润滑脂的注入量以从刻度盘周围渗出为止，润滑脂的作用不但起到润滑的作用，还可以清除渗入的冷却液和杂质；为了防止长时间不 使用而使润滑脂硬化，请定期转动刻度盘。
5.Regularly apply grease into the grease hole to maintain adequate lubrication of moving part ; The boring head shall be set on the smallest diameter when it is greased; Continue the grease injection till it appears to ooze out from the behind of the graduated dial; Occasionally adjust the boring head through its entire range when storing for a period of time to avoid the grease from hardening.

请客户不要自行拆开镗头。
No overhauling boring head without the instructions from DEREK.

CBH

CBH Boring Head Operation Manual
CBH 微调精镗头使用说明书

一、安装刀片座、刀片：
Installation Of Cartridge and Inserts

1、将刀片座和镗头安装部分擦拭干净。刀片座底部与镗头安装面贴合，确定无间隙后，拧紧刀片座锁紧螺钉。调整刀片座安装方向，可实现反镗加工。（图A）
2、将刀片装入刀片座内，注意刀片的两侧面及底部必须和刀片座槽的两侧面及平面完全贴合无异物，确定无间隙后，锁紧刀片螺钉。（图B）
1. Clean the mounting surface of insert holder and boring head; Mount the insert holder while fitting into the convex on the head; Make sure there is no gap and misalignment between insert holder and boring head; Fasten the locking screw properly.
For back boring, please mount the insert holder turned over 180°. See Fig. A
2.Use compressed air to clean the surface of inserts and insert pocket on cartridge. Ensure they are free of any dust or oil; Position the indexable insert on the insert pocket and tighten the clamping screw securely.See Fig. B

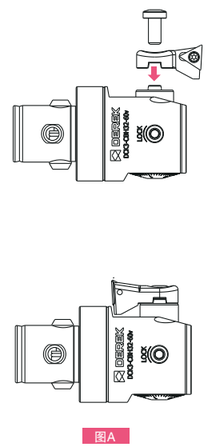

图A

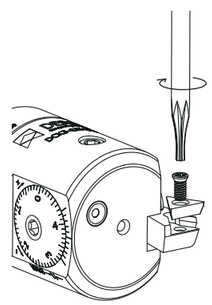
图B

二、产品结构
Structure

1镗头柄部
DCK Connection
2镗头本体
Boring Head
3微调刻度盘
Graduated Dial
4微调锁紧螺钉
Locking Screw
5注油孔
Grease Hole
6刀片座锁紧螺丝
Clamping Screw
7刀片座
Cartridge

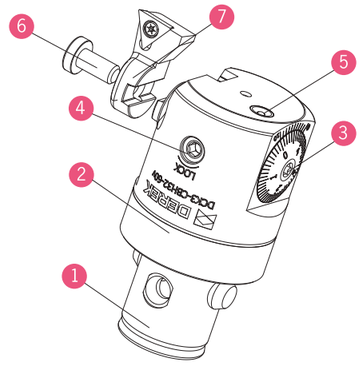

刻度盘（1刻度Ø0.01mm)

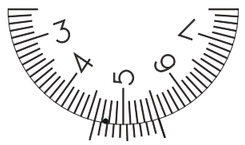

游标的看法
游标和刻度盘刻线一致的时候，可按Ø0.001mm参考
Usage of graduated dial:
1. Unlock locking screw(figure 4)
2. Clockwise adjust the dial(figure 3), when the dial scale moves one division, 0.01mm added to the boring hole diameter; when the matched line of dial and vernier scale moved one smaller division(as per vernier), 0.001mm added to the boring hole diameter.
3. Lock the locking screw(figure 4).

CBH

CBH Boring Head Operation Manual
CBH 微调精镗头使用说明书

三、使用步骤
Operating Instructions

准备工作：须先确认刀片安装是否匹配，刀片座锁紧螺钉是否锁紧。
步骤一：松开微调锁紧螺钉（逆时针旋转）1
步骤二：旋转微调刻度盘顺时针旋转使加工直径增大 2 逆时针旋转加工直径缩小 3 （刻度盘每格为直径0.01mm）
步骤三：调整尺寸加工时，请按同方向旋转结束。
步骤四：以适当力度拧紧微调锁紧螺钉（顺时针旋转）4 完成调整。

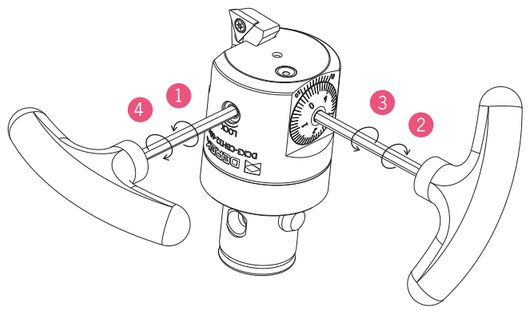

Before operation, checking the indexable insert is suitable and the locking screw is fastened securely.
1.Loosen the locking screw in anti-clockwise direction;
2.Adjust the graduated dial clockwise to increase working diameter. And agdust anti-clockwise to reduce working diameter.
3.Pls the adjustment graduated dial in the same direction as the beginning of rotating when finishing.
4.Tighten the locking screw colockwise properly.

四、使用者注意事项
Notices Of The User

1请在调整范围内使用。
Use boring head within suggested range;

2调整微调刻度盘前，必须松开微调锁紧螺钉。否则会对内部精调机构造成损坏。
Rotate the graduated dial without loosening the locking screw would cause damage to the internal moving parts of the boring head.

3本产品是由调整微调刻度盘带动精密螺杆旋转，来实现刀片座移动。在阻力过大或无法转动时，请立即停止调整。并确认以下事项：
Check the following two possible troubles when the rotation meets big resistance or refuses to move:

微调锁紧螺丝是否松开
If the locking screw is loosened.

是否超出调整范围
If the boring diameter exceeds the boring range of boring head

4使用反镗功能时，主轴必须反转！
Machine spindle shall be run in anticlockwise direction when back boring is adopted.

5用户须注入润滑脂（图）润滑脂的注入量以从刻度盘周围渗出为止，润滑脂的作用不但起到润滑的作用，还可以清除渗入的冷却液和杂质；为了防止长时间不 使用而使润滑脂硬化，请定期转动刻度盘。

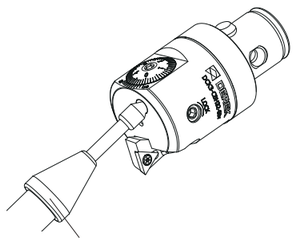

润滑脂枪
Grease Gun

Injecting grease until it overflow from the circumference of the graduated dial.
In addition to lubrication, it helps remove infiltrated coolant and impurities;
Pls adjust the graduated dial regularly to avoid grease becoming harden.

请客户不要自行拆开镗头。
Don't overhauling boring head without instructions from DEREK.

DBJ10/12/16

DBJ10/12/16 Micro-Boring Head Manuals
DBJ10/12/16 微调精密镗头使用说明书

一、使用步骤
Operating Instructions

步骤一：选择加工范围内刀杆，置于镗头安装孔内，使刀杆削平面对准固定螺丝紧固方向，并确认刀尖处于镗头微调正方向。拧紧刀杆锁紧螺钉（图）
步骤二：松开微调锁紧螺钉（图） 逆时针旋转
步骤三：调整微调刻度盘（图），顺时针使加工直径增大，反之减小。调整尺寸时，请按同方向微调，以确保微调精度。（刻度盘每格为直径0.01mm）。
步骤四：以适当扭力锁紧微调锁紧螺钉（顺时针旋转）（图），完整调整。
Step 1: Place boring bar which is suitable for boring range in the mounting hole of boring head. Keep flattened side of boring bar facing same direction with locking screw. And make sure cutting edge is facing the front direction with adjusting panel. Fasten the locking screw properly.
Step 2: Loosen adjusting screw (see figure 4) anti-clockwise.
Step 3: Enlarge the boring diameter by adjusting anti-clockwise on the adjusting panel (see figure 2) , while adjusting clockwise is to reduce the boring range.
Step 4: Lock the adjusting screw clockwise properly to fininsh adjustment.

操作示意图 Instruction

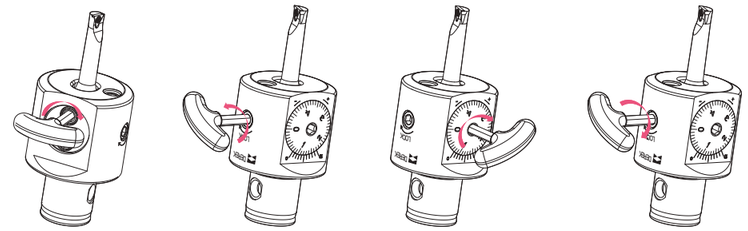

步骤一 Step 1　步骤二 Step 2　步骤三 Step 3　步骤四 Step 4

二、产品结构
Structure

1镗头柄部
DCK connection
2镗头本体
Boring head
3微调刻度盘
Graduated dial
4微调锁紧螺钉
Locking screw
5镗刀杆锁紧螺钉
Mounting screw
6镗刀杆
Boring bar



三、使用者注意事项
Notices Of The User

1.请在调整范围内使用。
2.调整微调刻度盘前，必须松开微调锁紧螺钉，否则会对内部精调机构造成损坏。
3.请使用专用扳手固定微调锁紧螺钉，扭力要适当，过紧会导致芯轴移位，过松会造成精度不良。
4.本产品为精密机构，当阻力过大微调刻度盘无法转动时，请立即停止调整，并确认以下事项
A.微调锁紧螺钉是否松开；
B.是否超出调整范围；
1.Please use this tool within suggested range.
2.Please loosen the adjusting screw before adjusting. Otherwise, the tools might be damaged.
3.Please fasten the adjusting knob only using special wrench properly. Axle centre might removed if too tight, and low precision might happen if too loose.
4.Please stop the adjustment when it is faced a strong resistance, or it is unable to go on. And make sure:
A. The locking screws is unlocked;
B. The adjustment is within the suggested range;

NBH2084

NBH2084 Micro-Boring Head Manuals
NBH2084 微调精密镗头使用说明书

一、使用步骤
Operating Instructions

步骤一：选择加工范围内刀杆（图），置于镗头安装孔内（图A 图B 图C），使刀杆削平面对准固定螺丝紧固方向，
并确认刀尖处于镗头微调正方向
步骤二：松开微调锁紧螺钉（图）逆时针旋转
步骤三：调整微调刻度盘，（图）逆时针使加工直径增大，反之减小。调整尺寸时，请按同方向微调，以确保微调精度。
（刻度盘每格为直径0.01mm）
步骤四：以适当扭力锁紧微调锁紧螺钉（顺时针旋转）（图），完整调整。
Step 1: Hold right boring bar (see figure 6) in right hole (see pic A, B, C). Make sure weldon part of boring bar is to the position of locking screw and cutting edge of boring bar is to the the position of adjusting panel.
Step 2: Loosen adjusting screw anti-clockwise.
Step 3: Enlarge the boring diameter by adjusting on the adjusting panel (see figure 2) anti-clockwise, while adjusting clockwise is to reduce the boring range.
Step 4: Adjust till the boring diameter required and lock the adjusting screw properly.

操作示意图 Instruction

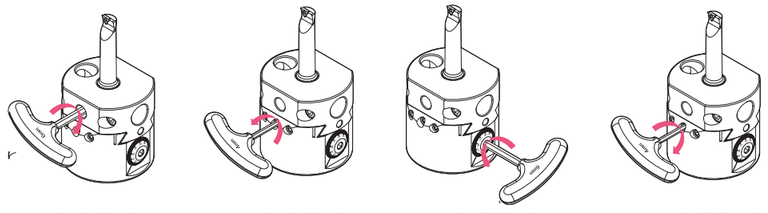

步骤一 Step 1　步骤二 Step 2　步骤三 Step 3　步骤四 Step 4

二、产品结构
Structure

1镗头本体 Boring head
2微调刻度盘 Adjusting panel
3微调锁紧螺钉 Adjusting screw
4镗刀杆锁紧螺钉 Locking screw
5移动滑块 Movable part
6镗刀杆 Boring bar

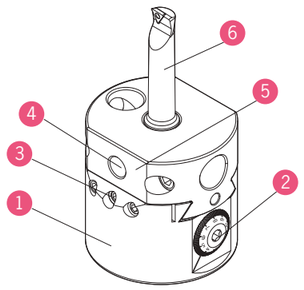

三、使用者注意事项
Notices Of The User

1.请在调整范围内使用。
2.调整微调刻度盘前，必须松开微调锁紧螺钉，否则会对内部精调机构造成损坏。
3.请使用专用扳手固定微调锁紧螺钉，扭力要适当，过紧会导致芯轴移位，过松会造成精度不良。
4.本产品为精密机构，当阻力过大微调刻度盘无法转动时，请立即停止调整，并确认以下事项
A.微调锁紧螺钉是否松开
B.是否超出调整范围
1.Please use it within work range.
2.Please loosen the adjusting screw before adjusting.
3.Please use special wrench to lock the adjusting screw properly.
4.Please stop the adjustment when it is faced with a strong resistance,
And make sure:
A.Locking screws is unlocked;
B.Adjustment is within the suggested work range;

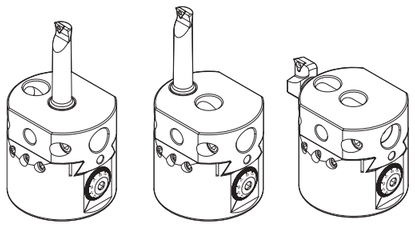

图A　图B　图C

ABH/DBH

ABH/DBH Twin Cutter Rough Boring Head Manuals
ABH/DBH 双刃粗镗头使用说明书

一、使用步骤
Operating Instructions

ABH/DBH粗镗头为双刃镗头可先调整一侧。
步骤一：松开刀片座锁紧螺钉 5 逆时针旋转
步骤二：旋转刀片座调整螺钉 3，　推动刀片座 4 到预定尺寸可参照刻度线
步骤三：适当扭力拧紧刀片座锁紧螺钉 5 顺时针旋转。
调整另一侧同上。
Adjustment starts one of twin catridge on ABH/DBH boring head.
Step 1: Unlock clamping screw anti-clockwise(see figure 5).
Step 2: Loosen adjusting screw (See figure 3). Move cartridge to the required position according to the reference line marked on the tool body. (see figure 4).
Step 3: Fasten clamping screw properly(see figure 5).
Follow the same steps aforementioned to adjust the other cartridge.

操作示意图 Instruction

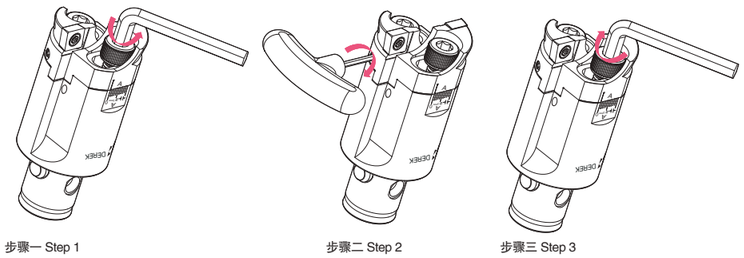

步骤一 Step 1　步骤二 Step 2　步骤三 Step 3

二、产品结构
Structure

1镗头柄部 DCK Connection
2镗头本体 Boring head
3刀片座调整螺钉 Adjusting screw
4刀片座 Catridge
5刀片座锁紧螺钉 Clamping screw

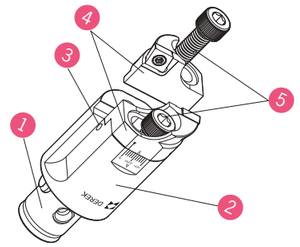

三、加工方法
Boring Options

ABH/DBH粗镗头有两种加工方式
1.等刃式切削加工，A刀片座装于A面，B刀片座装于B面。
适用于小余量加工切削平稳。（图A）
2.错齿式切削加工，A刀片座装于B面，B刀片座装于A面。
形成高低刃，适用于大余量加工。（图B）
Two boring options available with ABH/DBH rough boring head.
1. Balanced cutting: Catridge A on side A, while catridge B on side B.
For stable cutting with a small stock allowance. (See figure A)
2. Stepped cutting: Catridge A on side B and catridge B on side A.
For cutting with a big stock allowance. (See figure B)

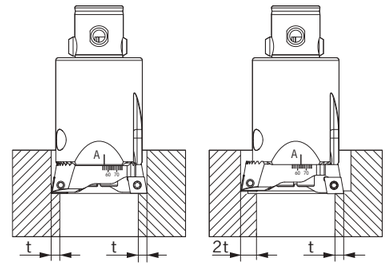

图A　图B

四、使用者注意事项
Notices Of The User

采用错齿式切削，切削量调整时须高刃与低刃相同。以平衡两边所受切削力，防止共振发生，避免单刃受力过大受损。
Make sure the cutting data for the two catridges are same when stepped cutting is adopted.



DCK-SCBH/SDCK/BT-SDCK/SCB-SDCK

DCK-SCBH/SDCK/BT-SDCK/SCB-SDCK Anti-vibration Boring System
DCK-SCBH/SDCK/BT-SDCK/SCB-SDCK 阻尼减振镗刀系列

Various Structural Forms
结构形式丰富

满足多元化镗孔需求/Meet Diversified Machining Needs



SCBH 精镗刀
SCBH Finish Boring

■镗头搭载减振机构，CBH 精镗头的功能保持不变，并且与减振机构融为一体；

■The boring head is equipped with vibration reduction,The function of CBH finish boring head remains unchanged,and they are syncretized with each other.

SDCK 镗刀柄
SDCK Boring Adaptor

■DCK 基础柄内置减振机构，为更长倍径保驾护航；

■Vibration reduction attached on DCK boring adaptor could receive better machining result during deep hole machining.

SDCK 延长杆
SDCK Extension

■内置减振机构，两端 DCK 接口，与现有标准镗头、基础柄实现互联互通；

■Smoothly interconnecting with existing standard boring head and boring adaptor by DCK connector and vibration reduction.

SCB-SDCK 直柄镗刀杆
SCB-SDCK Boring Bar

■内置减振机构，前端 DCK 接口，后端配合各主轴形式的强力刀柄，满足小孔径镗孔长倍径需求。

■Vibration reduction attached， DCK boring adaptor at the front and power chucks with various cone at the back. And it also meets the needs of small but deep hole machining.

Contrast Experiment
实测性能对比

切削条件

机床：立加
加工直径：Φ54
刀尖半径：R0.2
进给：0.1mm/rew
切削量：0.3mm/Φ

Machining Condition

Machine: Vertical machining center
Cutting dia: Φ54
Radius: R0.2
Feed: 0.1mm/rew
Cutting output: 0.3mm/Φ

42CrMo (HRC40) 精镗加工 Finish Boring

× 振动 ○ 稳定 ◎ 优越　× Vibrating ○ Steady ◎ Superior

组合型号 Specification	切削速度 Cutting speed (m/min) 50	80	100	150
BBT50-DCK5-263 DCK5-CBH53-95 （L/D=5.8）	○	× 	×	×
BBT50-DCK5-263 DCK5-SCBH53-215 （L/D=8.6）	○	○	○	○ 

DCK-SCBH/SDCK

DCK-SCBH Anti-vibration Finish Boring
DCK-SCBH 阻尼减振精镗刀



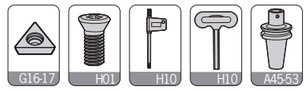

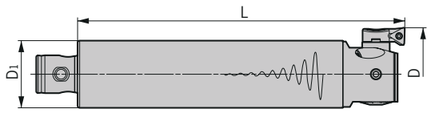

型号 Specification	D1	L	范围 Boring range	组合刀柄 Adapter size	刀片座 Cartridge	刀片 Insert	螺钉 Screw	扳手 Wrench	重量 Weight
DCK1-SCBH20-110	19	110	20-26	DCK1	CBH1-1	TPGH0802	M020D055	Q06	0.29
DCK2-SCBH25-130	24	130	25-33	DCK2	CBH2-1				0.55
DCK3-SCBH32-150	31	150	32-42	DCK3	CBH3-1				1.09
DCK4-SCBH41-190	39	190	41-54	DCK4	CBH4-1	TCMT1102 (标配With) TPGH1103 (选配) (For choice)	M025W060 M030W070	Q08	2.08
DCK5-SCBH53-215	50	215	53-70	DCK5	CBH5-1				3.86
DCK6-SCBH68-245	64	245	68-100	DCK6	CBH6-1				7.73
	90	245	100-153	DCK7	CBH6-1				11.73
DCK7-SCBH100-245	90	245	126-179	DCK7	CBH6-2				11.73
	90	245	150-203	DCK7	CBH6-3				11.73

SDCK Anti-vibration Extension
SDCK 阻尼减振延长杆



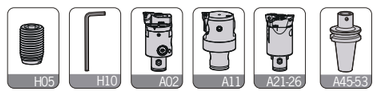

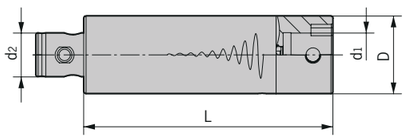

型号 Specification	D	d1	d2	L	侧固螺钉 Side-lock screw	L型扳手 Wrench	重量 Weight
SDCK2-2-90	24	14	14	90	M050Z060-30P-D	L025	0.33
SDCK3-3-115	31	18	18	115	M060Z090-30P-D	L03	0.75
SDCK4-4-125	39	22	22	125	M080Z120-30P-D	L04	1.14
SDCK5-5-155	50	28	28	155	M100Z160-30P-D	L05	2.39
SDCK6-6-185	64	36	36	185	M120Z200-30P-D	L06	5.11

BT-SDCK/SCB-SDCK

BT-SDCK Anti-vibration Boring Adapter
BT-SDCK 阻尼减振镗刀柄



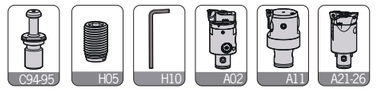

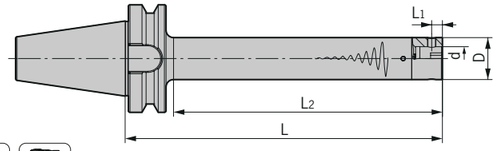

型号 Specification	D	d	L1	L2	L	侧固螺钉 Side-lock screw	L型扳手 Wrench	重量 Weight
BT40-SDCK2-145	24	14	6.45	110	145	M050Z060-30P-D	L025	1.44
BT40-SDCK2-170	24	14	6.45	135	170	M050Z060-30P-D	L025	1.54
BT40-SDCK2-195	24	14	6.45	160	195	M050Z060-30P-D	L025	1.64
BT40-SDCK3-195	31	18	7.9	160	195	M060Z090-30P-D	L03	2.15
BT40-SDCK3-225	31	18	7.9	190	225	M060Z090-30P-D	L03	2.37
BT40-SDCK3-255	31	18	7.9	220	255	M060Z090-30P-D	L03	2.59
BT40-SDCK4-240	39	22	10	205	240	M080Z120-30P-D	L04	3.07
BT40-SDCK4-280	39	22	10	245	280	M080Z120-30P-D	L04	3.50
BT40-SDCK4-320	39	22	10	285	320	M080Z120-30P-D	L04	3.93
BT40-SDCK5-315	50	28	13	283	315	M100Z160-30P-D	L05	5.65
BT50-SDCK2-165	24	14	6.45	117	165	M050Z060-30P-D	L025	4.12
BT50-SDCK2-190	24	14	6.45	142	190	M050Z060-30P-D	L025	4.22
BT50-SDCK2-215	24	14	6.45	167	215	M050Z060-30P-D	L025	4.32
BT50-SDCK3-205	31	18	7.9	160	205	M060Z090-30P-D	L03	4.80
BT50-SDCK3-235	31	18	7.9	190	235	M060Z090-30P-D	L03	5.02
BT50-SDCK3-265	31	18	7.9	220	265	M060Z090-30P-D	L03	5.24
BT50-SDCK4-255	39	22	10	210	255	M080Z120-30P-D	L04	5.89
BT50-SDCK4-295	39	22	10	250	295	M080Z120-30P-D	L04	6.27
BT50-SDCK4-335	39	22	10	290	335	M080Z120-30P-D	L04	6.65
BT50-SDCK5-315	50	28	13	270	315	M100Z160-30P-D	L05	8.51
BT50-SDCK5-360	50	28	13	315	360	M100Z160-30P-D	L05	9.30
BT50-SDCK5-405	50	28	13	360	405	M100Z160-30P-D	L05	10.09
BT50-SDCK6-380	64	36	16	335	380	M120Z200-30P-D	L06	12.56
BT50-SDCK6-445	64	36	16	400	445	M120Z200-30P-D	L06	14.24
BT50-SDCK6-510	64	36	16	465	510	M120Z200-30P-D	L06	15.93

SCB-SDCK Anti-vibration Boring Bar
SCB-SDCK 阻尼减振直柄镗刀杆



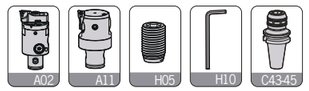

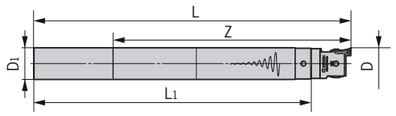

型号 Specification		D1	D	有效加工深度 Z	L1	L	总重量 Weight
SCB-	**C19-SDCK1-190**	19	20-36	133	190	222	0.43
	C19-SDCK1-240			190	240	272	0.77
	C24-SDCK2-220	24	25-47	168	220	255	0.79
	C24-SDCK2-280			240	280	315	1.43
	C32-SDCK3-280	32	33-60	224	280	320	1.78
	C32-SDCK3-350			320	350	390	3.24

SFMB

BT-SFMB Anti-vibration Face Mill Holder
BT-SFMB 阻尼减振平面铣刀柄



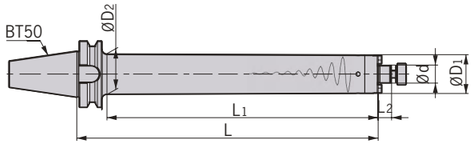

型号 Specification		D1	D2	d	L	L1	L2	刀盘锁紧螺钉 Locking screw for cutter	垫圈 Washer	重量 Weight
BT50-	SFMB22-D48-300	48	48	22	300	255	18	E100U300	-	7.9
	SFMB22-D48-400	48	48	22	400	355	18	E100U300	-	9.3
	SFMB22-D58-400	58	61	22	400	355	18	E100U300	-	12.5
	SFMB22-D58-500	58	61	22	500	455	18	E100U300	-	14.9
	SFMB27-D58-400	58	61	27	400	355	-	E120U300	FM-1	13.7
	SFMB27-D58-500	58	61	27	500	455	-	E120U300	FM-1	15.1
	SFMB27-D74-500	74	78	27	500	455	-	E120U300	FM-1	21.2
	SFMB27-D74-600	74	78	27	600	555	-	E120U300	FM-1	24.9
	SFMB32-D74-500	74	78	32	500	455	-	E160U350	FM-2	21.4
	SFMB32-D74-600	74	78	32	600	555	-	E160U350	FM-2	25.1

SDV

MCLNR/L Anti-vibration Turning Tool Head
MCLNR/L 阻尼减振车刀头



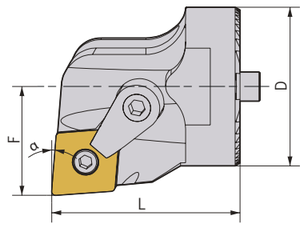

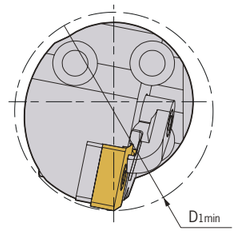

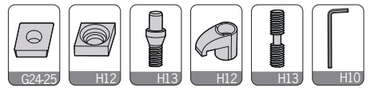

型号 Specification	D	D1min	F	L	α°	刀片型号 Insert	刀垫 Shim	中心螺丝 Center screw	压板 Clamp	压板螺丝 Clamp screw	重量 Weight
SDV32-MCLNR/L-12	32	40	22	38	5°	CN**120408	MC1204	MX0617	MY0619	ML0625	0.13
SDV40-MCLNR/L-12	40	50	27	38	5°	CN**120408	MC1204	MX0617	MY0619	ML0625	0.21

MDUNR/L Anti-vibration Turning Tool Head
MDUNR/L 阻尼减振车刀头



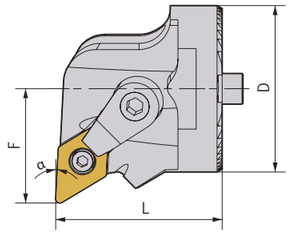

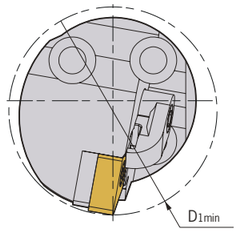

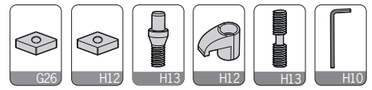

型号 Specification	D	D1min	F	L	α°	刀片型号 Insert	刀垫 Shim	中心螺丝 Center screw	压板 Clamp	压板螺丝 Clamp screw	重量 Weight
SDV32-MDUNR/L-11	32	40	22	32	3°	DN**110408	MD1103	MX0513	MY0619	ML0625	0.11
SDV40-MDUNR/L-15	40	50	27	38	3°	DN**150608	MD1504	MX0619	MY0621	ML0625	0.18

SDV

MVUNR/L Anti-vibration Turning Tool Head
MVUNR/L 阻尼减振车刀头



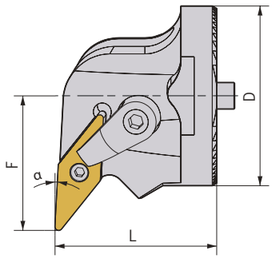

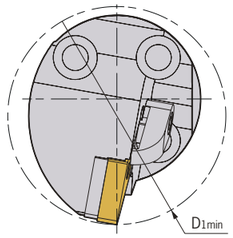

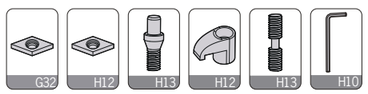

型号 Specification	D	D1min	F	L	α°	刀片型号 Insert	刀垫 Shim	中心螺丝 Center screw	压板 Clamp	压板螺丝 Clamp screw	重量 Weight
SDV40-MVUNR/L-16	40	52	30	36	3°	VN**160408	MV1603	MX0513	MY0621	ML0625	0.20

SCLCR/L Anti-vibration Turning Tool Head
SCLCR/L 阻尼减振车刀头



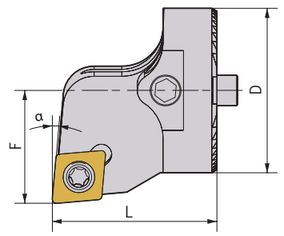

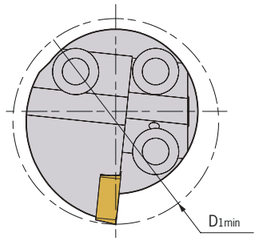

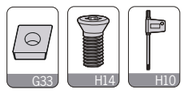

型号 Specification	D	D1min	F	L	α°	刀片型号 Insert	螺丝 Screw	重量 Weight
SDV16-SCLCR/L-06	16	20	11	20	5°	CC**060204	M025W060	0.02
SDV20-SCLCR/L-09	20	25	13	20	5°	CC**09T308	M040S080-1	0.03
SDV25-SCLCR/L-09	25	32	17	22	5°	CC**09T308	M040S080-1	0.05
SDV32-SCLCR/L-09	32	40	22	32	5°	CC**09T308	M040S100-1	0.11
SDV40-SCLCR/L-12	40	50	27	38	5°	CC**120408	M050Y110-1	0.20

SDV

SDUCR/L Anti-vibration Turning Tool Head
SDUCR/L 阻尼减振车刀头



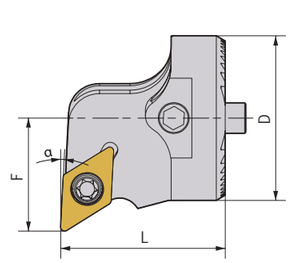

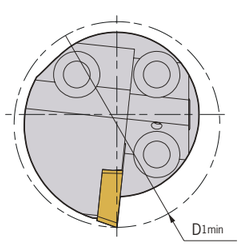

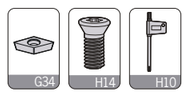

型号 Specification	D	D1min	F	L	α°	刀片型号 Insert	螺丝 Screw	重量 Weight
SDV16-SDUCR/L-07	16	20	11	20	3°	DC**070204	M025W050	0.02
SDV20-SDUCR/L-11	20	25	13	20	3°	DC**11T308	M040S100-1	0.03
SDV25-SDUCR/L-11	25	32	17	22	3°	DC**11T308	M040S100-1	0.05
SDV32-SDUCR/L-11	32	40	22	32	3°	DC**11T308	M040S100-1	0.11
SDV40-SDUCR/L-11	40	50	27	38	3°	DC**11T308	M040S100-1	0.20

SVUCR/L Anti-vibration Turning Tool Head
SVUCR/L 阻尼减振车刀头



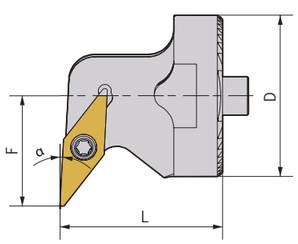

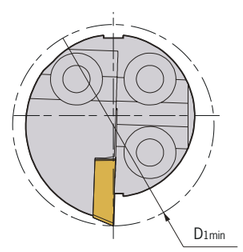

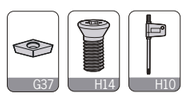

型号 Specification	D	D1min	F	L	α°	刀片型号 Insert	螺丝 Screw	重量 Weight
SDV20-SVUCR/L-11	20	27	16	20	3°	VC**110304	M025W070	0.03
SDV25-SVUCR/L-11	25	31	17	25	3°	VC**110304	M025W070	0.05

SDV

SVLCR/L Anti-vibration Turning Tool Head
SVLCR/L 阻尼减振车刀头



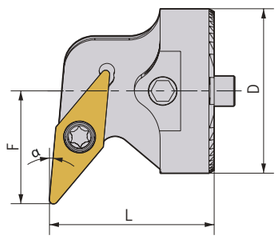

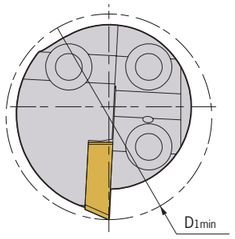

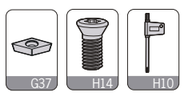

型号 Specification	D	D1min	F	L	α°	刀片型号 Insert	螺丝 Screw	重量 Weight
SDV32-SVLCR/L-16	32	40	22	32	5°	VC**160408	M040S100-1	0.10
SDV40-SVLCR/L-16	40	50	27	32	5°	VC**160408	M040S100-1	0.15

SDPCR/L Anti-vibration Turning Tool Head
SDPCR/L 阻尼减振车刀头



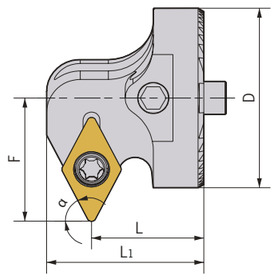

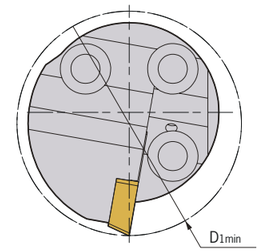

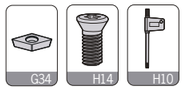

型号 Specification	D	D1min	F	L	L1	α°	刀片型号 Insert	螺丝 Screw	重量 Weight
SDV16-SDPCR/L-07	16	22	13	15	19	62.5°	DC**070204	M025W050	0.02
SDV20-SDPCR/L-07	20	27	15	15	19	62.5°	DC**070204	M025W050	0.03
SDV25-SDPCR/L-07	25	33	18	15	19	62.5°	DC**070204	M025W050	0.04
SDV32-SDPCR/L-11	32	40	22	20	28	62.5°	DC**11T308	M040S100-1	0.09
SDV40-SDPCR/L-11	40	50	27	20	28	62.5°	DC**11T308	M040S100-1	0.15

SDV

SDZCR/L Anti-vibration Turning Tool Head
SDZCR/L 阻尼减振车刀头



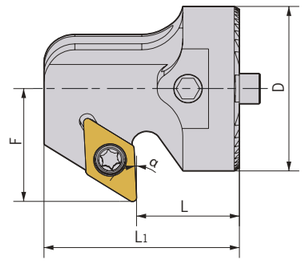

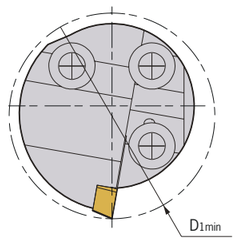

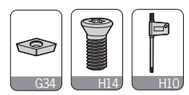

型号 Specification	D	D1min	F	L	L1	α°	刀片型号 Insert	螺丝 Screw	重量 Weight
SDV16-SDZCR/L-07	16	22	13	15	27	3°	DC**070204	M025W050	0.03
SDV20-SDZCR/L-07	20	27	15	15	27	3°	DC**070204	M025W050	0.04
SDV25-SDZCR/L-07	25	33	18	15	27	3°	DC**070204	M025W050	0.06
SDV32-SDZCR/L-11	32	40	22	20	38	3°	DC**11T308	M040S100-1	0.13
SDV40-SDZCR/L-11	40	50	27	20	38	3°	DC**11T308	M040S100-1	0.20

SVZCR/L Anti-vibration Turning Tool Head
SVZCR/L 阻尼减振车刀头



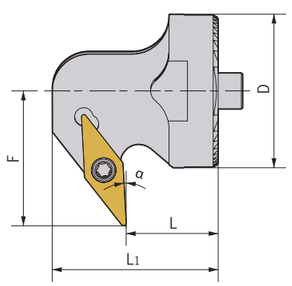

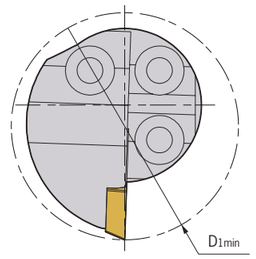

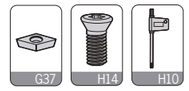

型号 Specification	D	D1min	F	L	L1	α°	刀片型号 Insert	螺丝 Screw	重量 Weight
SDV20-SVZCR/L-11	20	32	20	15	27	3°	VC**110304	M025W070	0.04
SDV25-SVZCR/L-11	25	37	22	15	27	3°	VC**110304	M025W070	0.06

SDV

MCLNR/L Anti-vibration Turning Tool Head
MCLNR/L 阻尼减振车刀头



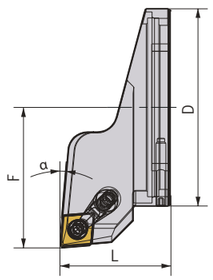

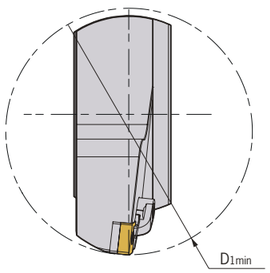

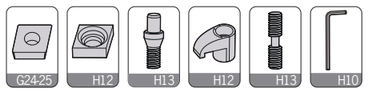

型号 Specification	D	D1min	F	L	α°	刀片型号 Insert	刀垫 Shim	中心螺丝 Center screw	压板 Clamp	压板螺丝 Clamp screw	重量 Weight
SDV80-MCLNR/L-12	80	100	57	45	5°	CN**120408	MC1204	MX0617	MY0619	ML0625	0.50

MDUNR/L Anti-vibration Turning Tool Head
MDUNR/L 阻尼减振车刀头



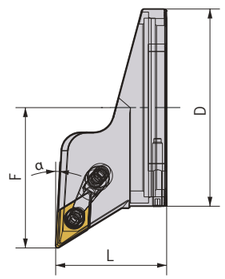

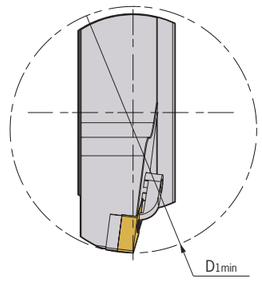

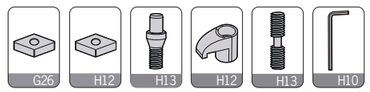

型号 Specification	D	D1min	F	L	α°	刀片型号 Insert	刀垫 Shim	中心螺丝 Center screw	压板 Clamp	压板螺丝 Clamp screw	重量 Weight
SDV80-MDUNR/L-15	80	100	57	45	3°	DN**150608	MD1504	MX0619	MY0621	ML0625	0.48

SDV

MDZNR/L Anti-vibration Turning Tool Head
MDZNR/L 阻尼减振车刀头



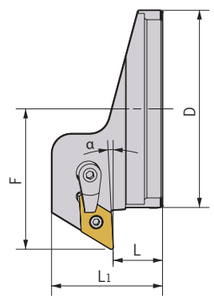

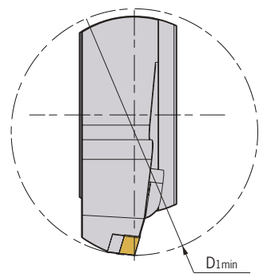

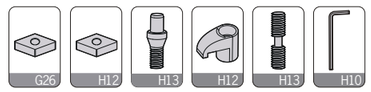

型号 Specification	D	D1min	F	L	L1	α°	刀片型号 Insert	刀垫 Shim	中心螺丝 Center screw	压板 Clamp	压板螺丝 Clamp screw	重量 Weight
SDV80-MDZNR/L-15	80	100	57	20	45	3°	DN**150608	MD1504	MX0619	MY0621	ML0625	0.49

MDPNR/L Anti-vibration Turning Tool Head
MDPNR/L 阻尼减振车刀头



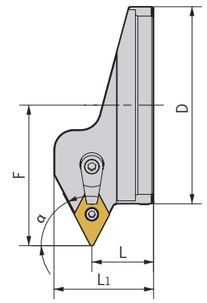

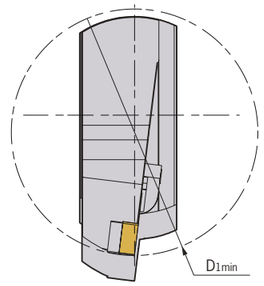

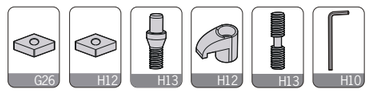

型号 Specification	D	D1min	F	L	L1	α°	刀片型号 Insert	刀垫 Shim	中心螺丝 Center screw	压板 Clamp	压板螺丝 Clamp screw	重量 Weight
SDV80-MDPNR/L-15	80	100	57	25	40.3	62.5°	DN**150608	MD1504	MX0619	MY0621	ML0625	0.43

SDV

MVZNR/L Anti-vibration Turning Tool Head
MVZNR/L 阻尼减振车刀头



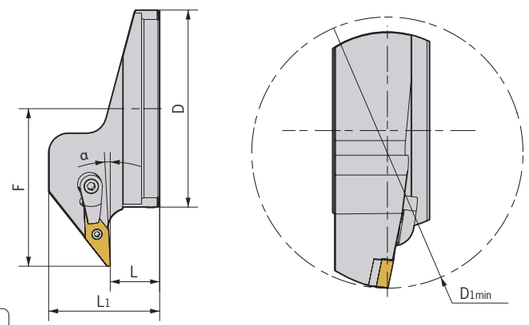

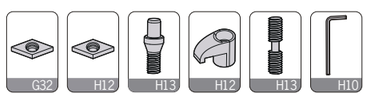

型号 Specification	D	D1min	F	L	L1	α°	刀片型号 Insert	刀垫 Shim	中心螺丝 Center screw	压板 Clamp	压板螺丝 Clamp screw	重量 Weight
SDV80-MVZNR/L-16	80	110	64	20	45	3°	VN**160408	MV1603	MX0513	MY0621	ML0625	0.51

SDUCR/L Anti-vibration Turning Tool Head
SDUCR/L 阻尼减振车刀头



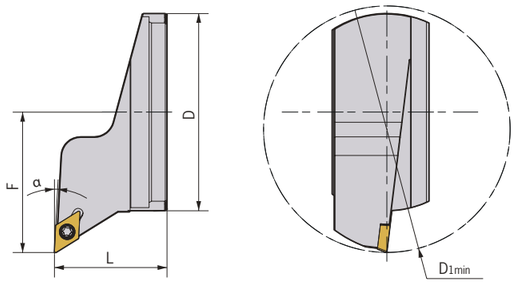

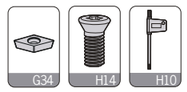

型号 Specification	D	D1min	F	L	α°	刀片型号 Insert	螺丝 Screw	重量 Weight
SDV80-SDUCR/L-11	80	100	57	45.7	3°	DC**11T308	M040S100-1	0.49

SDV

SVLCR/L Anti-vibration Turning Tool Head
SVLCR/L 阻尼减振车刀头



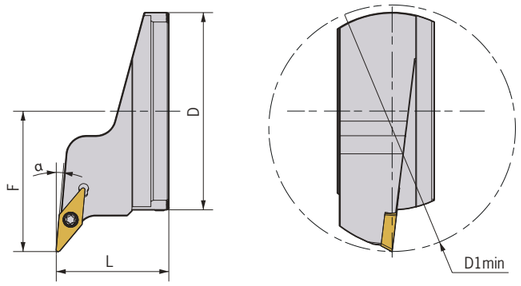

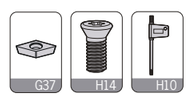

型号 Specification	D	D1min	F	L	α°	刀片型号 Insert	螺丝 Screw	重量 Weight
SDV80-SVLCR/L-16	80	100	57	45.7	5°	DC**11T308	M040S100-1	0.47

SDV Anti-vibration Turning Tool Holder
SDV 阻尼减振车刀杆



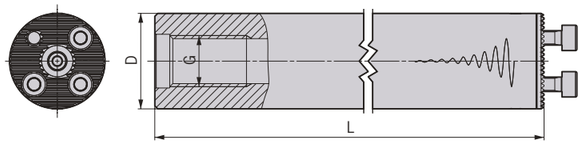

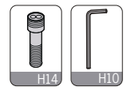

型号 Specification	D	L	G	L/D	适配缩径头 Reducing Head	适配刀头 Head	重量 Weight
SDV16-C16-156	16	156	G1/8″	7	-	SDV16...	0.24
SDV16-C16-204	16	204	/	10	-	SDV16...	0.32
SDV20-C20-200	20	200	G1/4″	7	-	SDV20...	0.46
SDV20-C20-260	20	260	/	10	-	SDV20...	0.62
SDV25-C25-255	25	255	G1/4″	7	-	SDV25...	0.97
SDV25-C25-330	25	330	G1/4″	10	-	SDV25...	1.29
SDV32-C32-320	32	320	G3/8″	7	-	SDV32...	1.87
SDV32-C32-416	32	416	G3/8″	10	-	SDV32...	2.64
SDV40-C40-408	40	408	G1/2″	7	-	SDV40...	3.88
SDV40-C40-528	40	528	G1/2″	10	-	SDV40...	5.16
SDV50-C50-518	50	518	G1/2″	7	RH-SDV50-SDV32	SDV32...	7.75
SDV50-C50-668	50	668	G1/2″	10	RH-SDV50-SDV40	SDV40...	10.26
SDV60-C60-628	60	628	G3/4″	7	RH-SDV60-SDV40	SDV40...	12.43
SDV60-C60-808	60	808	G3/4″	10	RH-SDV60-SDV40	SDV40...	16.14

SDV

SDV Anti-vibration Turning Tool Holder
SDV 阻尼减振车刀杆



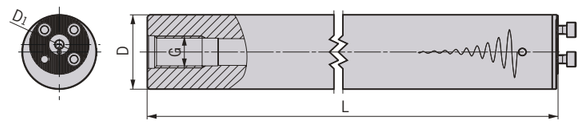

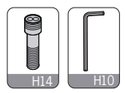

型号 Specification	D	D1	L	G	L/D	Dmin	适配刀头 Head	重量 Weight
SDV40-C50-518	50	40	518	G1/2″	7	60	SDV40...	7.77
SDV40-C50-668	50	40	668	G1/2″	10	60	SDV40...	10.28
SDV40-C60-628	60	40	628	G3/4″	7	70	SDV40...	12.43
SDV40-C60-808	60	40	808	G3/4″	10	70	SDV40...	16.14

SDV Anti-vibration Turning Tool Holder
SDV 阻尼减振车刀杆



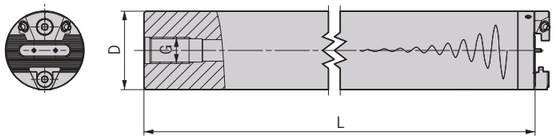

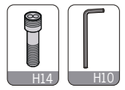

型号 Specification	D	L	G	L/D	适配刀头 Head	重量 Weight
SDV80-C80-880	80	880	G3/4″	7	SDV80...	32.80
SDV80-C80-1200	80	1200	G3/4″	10	SDV80...	45.00

SDV

Anti-vibration Reducing Head
阻尼减振车刀缩径头



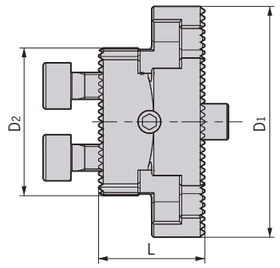

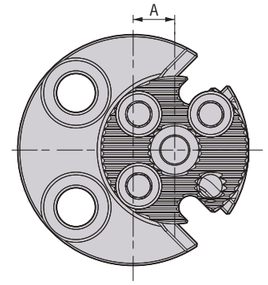

型号 Specification	D1	D2	L	A	重量 Weight
RH-SDV50-SDV32	50	32	23	9	0.17
RH-SDV50-SDV40	50	40	23	10	0.21
RH-SDV60-SDV40	60	40	23	10	0.29

Centre Calibration Block
中心校准块



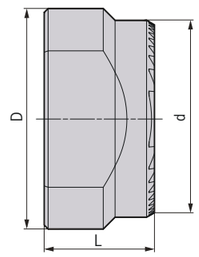

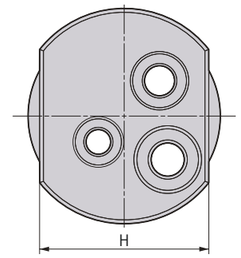

型号 Specification	D	d	H	L	适用刀杆 Holder	重量 Weight
SDVXZ16-25	28	25	22	14	SDV16/SDV20/SDV25	0.05
SDVXZ32-60	62	60	52	25	SDV32/SDV40/SDV50/SDV60	0.48

减振刀具安装及调整 / Assembly and adjusting

一、准备
Preparation

安装配合部位必须擦拭干净，如：减振刀杆及刀头V型定位槽、减振刀杆柄部外圆及安装座内孔，见下图 ❶ ❷ 两处示意位置。

Wipe clean the positions which need to be assembled, like V geometric slot on the cartridge and shank, the end of the shank which will be connected with adaptor, and internal hole on the clamping holder. See A and B position on the following visual.

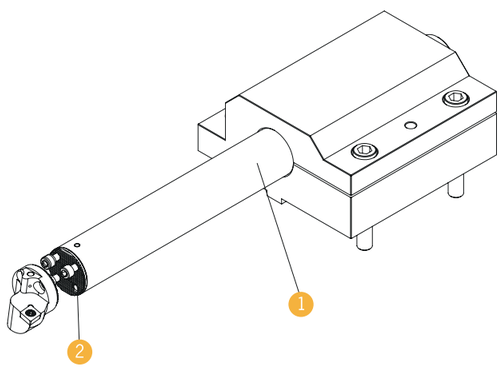

二、刀杆的安装
Assembly For The Shank

安装夹持长度不少于刀杆径的4倍，使用开口夹套等抱紧装夹方式，禁止使用螺钉直压等锁紧方式，长时间使用必须使用内冷却，如下图所示。

The clamping length should not be less than 4 L/D ratio. Suggest using the clamping cover with opening method and other holding clamping methods. Do not use screw clamping method. Use inner cooling please when working a long time.

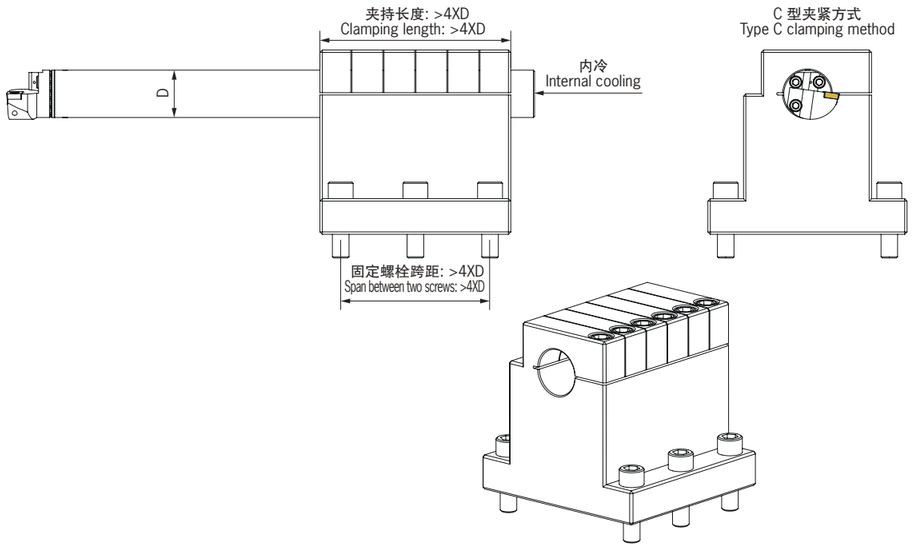

SDV
Anti-vibration Turning Tool System Operation Manual
阻尼减振车刀使用说明书

阻尼减振系列 ANTI-VIBRATION HOLDERS
阻尼减振镗刀系列 Anti-vibration Boring System
SFMB阻尼刀柄 Anti-vibration Holder
阻尼减振车刀 Anti-vibration Turning Tool

三、中心高调整
Adjusting The Height Of Centre

首次安装刀杆需要使用专用中心高校准工具，安装于车刀杆齿形槽接口处，锁紧，沿机床X轴方向校平基准平面0.01以内，锁紧刀杆后拆掉校准工具。

Exclusive calibration tool for the height of centre should be used when assembling the shank when the first time.

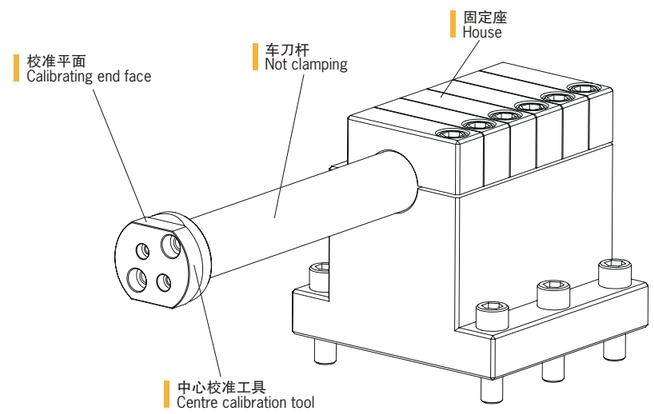

四、安装正确的车刀头
Assembly The Right Cartridge,See Below Figure

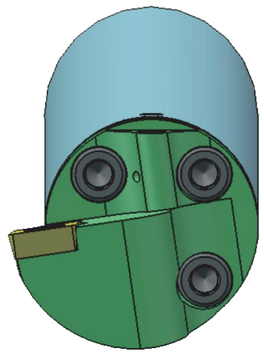

左手刀
Left hand

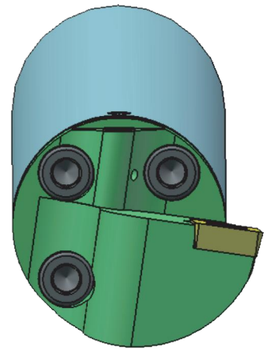

右手刀
Right hand



DHP

DHP Hydraulic Chuck
DHP 液压刀柄

7:24锥度，均达到AT3级标准。
Taper 7:24; ≤AT3.

–195℃深冷处理，降低变形，保持精度，
提高产品稳定性。
Subzero treatment (-195℃) to minimise the deformation of tool holder, to reach high accuracy and stability.

厚实的刀体能起到更好的减震功能，提升表面粗糙度。
Hydraulic system absorbs shaking of tool;
Increase surface-finish quality significantly.



刀具偏摆3D≤ 0.003mm，减少刀具损耗，
降低刀具费用,大幅度提升表面粗糙度，
重复精度佳，节省校刀时间。
Runout ≤3 μm; increase tool life; reduce tool cost;
Increase surface-finish quality significantly;
High accuracy without adjustment.

夹持操作简易，约10秒内完成，
夹刀可达到0.003mm径向精度，
仅需一只T型扳手即可完成装刀，
不需要昂贵复杂的周边设备。
User-friendly - get the accuracy of 3μm within 10sec;
Assmble tool with one allen key only;
Easy assembly: only one allen key required.

360° 且两点夹持，夹持稳定可靠。
360° & 2 positions clamping: high rigidity.

使用者注意事项
Notices Of The User

■夹持柄径：被夹持刀具柄径公差不低于h6级，若低于此标准可能导致夹紧无力而掉刀。

■夹持深度：被夹持的刀具插入夹持孔深度，必须大于安全深度“H”。

■清洁：液压刀柄使用前需将刀柄内腔表面清洗干净，不得有残余的防锈油或其他杂质附着于内孔表面。

■Assembled bar size tolerance: ≥ h6;

■Clamp depth: > H;

■Clean the chuck before and after use.

液压刀柄夹持扭力测验
Clamping Torque Test

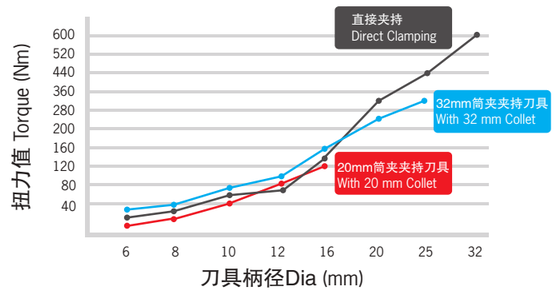

SF/DSF

SF/DSF Shrink-Fit Holder
SF/DSF 热缩刀柄

7:24锥度，均达到AT3级标准。
Taper 7:24; ≤AT3.

使用刀柄内部的拉紧螺钉实现后拉式锁紧，定位精度高。
Locked with internal pull stud, Precise positioning.

通过更换延长杆可实现柄径为D3-D12mm的刀具夹持，
减少成本，简单实现前期准备工作，提高效率。
A wide clamping range (D3-D12mm) is available with different exenders, which reduces production cost and increases efficiency.

采用优质热缩特殊钢材热膨胀率大，夹持可靠。
With superior-quality steel with good CTE.
(CTE:The coefficient of thermal expansion)



3°角设计，外形细长，
加工干涉小。
3° Taper-off design minimizes interference.

电磁感应热缩机
Induction Heat Machine

型号 Specification	加热时间 Shrink time	冷却方式 Cooling	输出电源 Voltage	瞬间输出最大功率 Power	适用刀具材质 Tools	范围 Range	LxWxH (mm)	重量 Weight
SF-3500S	4-98″	风冷 Air Cooling	SINGLE-PHASE 220V/25A	4000W	钨钢 Carbide	Φ3~Φ32 mm	500x500x800	47KG



HPC

HPC High-speed Power Chuck
HPC 高速强力刀柄

–195℃深冷处理，降低变形，保持精度，
提高产品稳定性。
Subzero treatment (-195℃) to minimise the deformation of tool holder, to reach high accuracy and stability.

高强度螺帽
有效防止振刀，适合重力切削
High strength nuts;
Reduce the shaking of cutting tool;
Excellent for heavy duty.

超硬滚针每一根都是经过精密测量挑选，
使同一刀柄内的百余根滚针直径一致，
超高的硬度传递锁紧力更均匀、可靠。
Same diameter hardened roller needlesare strictly selected and arranged for strong & stable clamping possible.



前后双重防护罩，
防止液体，灰尘，切屑进入本体，
与转螺帽形成的间隙间损坏表面及滚针。
Dust-proof ring and cover,
Prevent the body from liquid and dust.

内腔的防滑槽设计，使装刀过程中的油污、
异物可挤入槽内，使夹持面贴合更紧密，
有效防止刀具滑落，同时可释放夹持过程
中产生的内应力。
Special design of cavity & groove make the clamping firm, keep internal structure clean, and redeuce the internal stress significantly.

使用者注意事项
Notices Of The User

■请选用直径公差等级高于h7级的刀具，

■当选用柄部直径偏小的刀具时会导致夹不紧而产生溜刀现象。

■禁止无刀状态下进行空夹。

■Assemble right diameter tool tolerance: > h7;

■Suitable shank diameter is required;

■Clamping without tools is forbidden.



GSK

GSK High Precision Collet Chuck
GSK 高速精密筒夹刀柄

7:24锥度，均达到AT3级标准。
Taper 7:24; ≤AT3.

刀柄整体动平衡G2.5; 25,000 rpm
最高转速可达45,000 rpm
Balanecd: G2.5; 25,000 rpm
Max: 45,000 rpm



超高速螺帽，光面无槽设计，使其零风阻，
高强度，高速运转下，静音可靠。
Notch-free design: Prevent vibration;
Reduce noise splattering coolant;
Assure increased strength of nut itself.

–195℃深冷处理，降低变形，保持精度，
提高产品稳定性。
Subzero treatment (-195 ℃) to minimise the deformation of tool holder, to reach high accuracy and stability.

可选配止水精密筒夹，保障密封性，
使其获得最佳的出水效果。
Special sealing collet is provided to achieve excellent cooling performance.

刀具偏摆3D≤ 0.005 mm，减少刀具损耗，
降低刀具费用,大幅度提升表面粗糙度，
重复精度佳，节省校刀时间。
Runout(3D) ≤5 μm; increase tool life; reduce tool cost;
Increase surface-finish quality significantly;
High repeat accuracy.

DSK 精密弹性筒夹
DSK Precision Collet



相比普通ER刀柄具有较小的锥角，较长的夹持部位，
更能提供超强的夹持力和定心性。
Compared with ER collet, DSK collet is with smaller taper angle, longer clamping length, higher clamping strength and concentricity

VER

VER Split Synch Tapping Chuck
VER 分体式微补偿攻牙刀柄



微补偿 Synchro
分体式 Split
中心冷却 Internal Cooling
延长丝锥夹头 Deeper Tap Clamping

特 点 / Feature

■主轴的旋转与实际丝锥进给之间有微小的同步误差是难以避免的。使用刚性攻丝刀柄意味着任何一点微小的偏差都会大大增加丝锥所受到的力，使得丝锥寿命大大缩短。采用带有微量补偿(例如+0.2mm，–1mm)能有效地充分缓冲丝锥在正转及反转时受到的压力，使丝锥的微量损伤减少到最低，从而有效延长丝锥寿命100% 以上，使螺纹精度更高。这对于脆性相对较大的硬质合金丝锥意义更大。
■独特的分体式设计，只需替换易损的前端，保留高价值本体，使本体更具经济型。
■刀柄中心通冷却液，可以对刀具充分润滑及排屑，最大压力可达2Mpa（图A）。
■VER延长杆有侧固螺丝，可解决常规ER止水筒夹夹持丝锥时的扭力支撑不足问题（图B）。
■可配延长丝锥夹头，满足不同加工深度的要求。(填补了世面上普通微补偿ER刀柄长度单一的问题）。
■攻丝能力
M3-M12 M6-M20 M14-M33.
■可匹配机床主轴
HSK BT SK



A

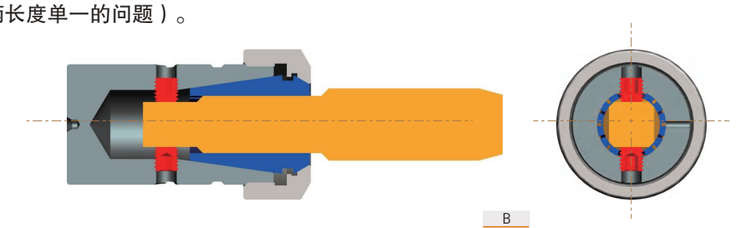

B

■This VER chuck avoids error between spindle running and tools feeding, increases the tapping chuck life.
■Unique split-type structure, can replace the front worn out part only, it's affordable with saving the mean part of the chuck.
■Coolant flowing pressure up to 2MPa (Fig. A).
■The side fixing screw in VER extender could solve the regular problem of insufficient torque support when connecting ER sealing collet and tap (Fig. B).
■Longer-size tapping collets applicable to different tapping depths;
■Tapping capacity: M3 – M12; M6 – M20; M14 – M33.
■With spindle standards: HSK (DIN69893); BT (JIS B6339); SK (DIN69871).

VER

VER Split Synch Tapping Chuck
VER 分体式微补偿攻牙刀柄

VER应用组合示例
Example For Connection Of VER

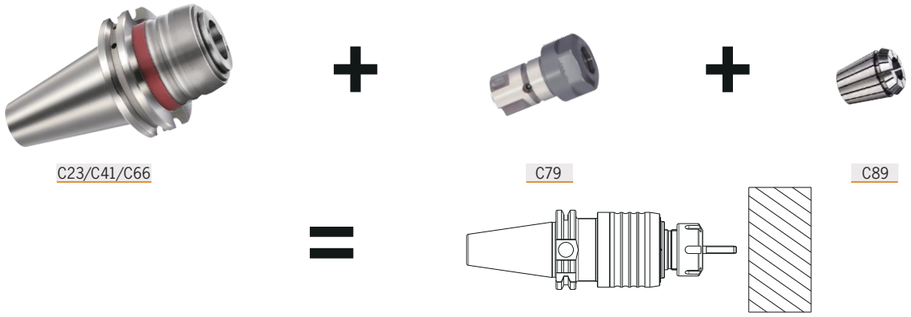

Conventional Requirements Without Interference
无干涉常规需求

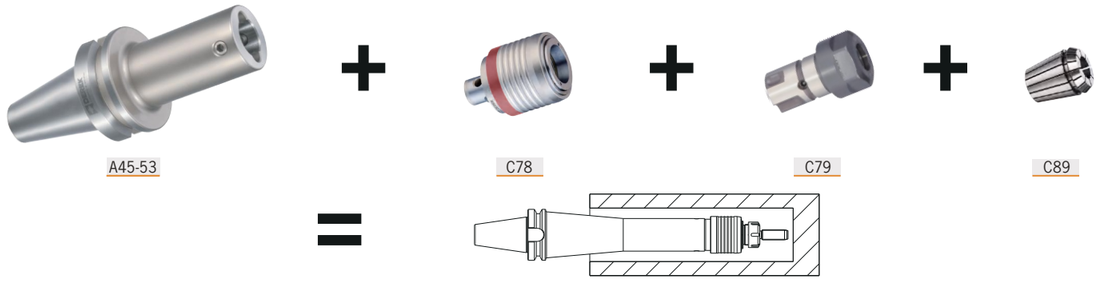

Large Overhang Requirements
大悬伸需求



Small Diameter Avoidance Requirements
小径避空需求

VER

VER Split Synch Tapping Chuck
VER 分体式微补偿攻牙刀柄

VER锁刀座必要性提示
Necessity Reminder For VER Lock Holder

■鉴于VER的分体式连接机构，操作螺母前须把VER延长杆装入VER锁刀座（图A）；如果在VER整体连接状态操作螺母，会对连接机构造成损坏（图B）。

■Due to split connection mechanism of VER , the VER extender must be installed in the VER lock holder before the nut is operated (figure A); if the nut is operated in the VER overall connection state, the connection mechanism will be damaged (Fig. B).



C80



A



B

VER

VER Split Synch Tapping Chuck
VER 分体式微补偿攻牙刀柄

加工效果 / Machining Result



Other ER Tapping Chuck
普通ER刀柄刚性攻牙

线速度V=5-10m/min

特 点 / Feature

效率低下
Low efficiency



DEREK VER Split Synch Tapping Chuck
德克VER分体式微补偿刀柄攻牙

线速度V=20-30m/min

特 点 / Feature

效率提高2–4倍
Improve efficiency 2-4 times



Other ER Tapping Chuck
普通ER刀柄攻牙加工效果

特 点 / Feature

螺牙隆起不足表面不整齐，
影响螺纹连接强度。
Poor threading surface and strength.



DEREK VER Split Synch Tapping Chuck
德克VER分体式微补偿刀柄攻牙加工效果

特 点 / Feature

螺牙牙型整齐完整，
表面质量平整光滑，
连接强度高。
Full thread profile, smooth surface
and high strength.



DHP-Z/SF-Z

DHP-Z Adjustable Hydraulic Chuck/SF-Z Adjustable Shrink Fit Chuck
DHP-Z 可调液压刀柄/SF-Z 可调热缩刀柄



特 点 / Feature

■支持刀具无限接近于0跳动的轴向与径向调整。
■适用于PCD/CBN精加工刀具以及整体合金类铰刀。
■基于分布紧密的定位螺丝，可有效减少沉降，从而长期保持高精度。

■The tool has infinitesimal runout on axial and radial adjustment.
■Suitable for use in PCD/CBN fine machining tools and solid alloy reamer.
■Reduced settlement properties provides highest accuracy over a long period by closely arranged setting screws.

DHP-Z/SF-Z

DHP-Z Adjustable Hydraulic Chuck/SF-Z Adjustable Shrink Fit Chuck
DHP-Z 可调液压刀柄/SF-Z 可调热缩刀柄

操作说明 / Instruction

步骤一
Step one

■根据图 A 操作端面上的 4 颗锁紧螺丝，保持轻度锁紧力，从而避免后续调节产生大幅度变化；锁紧操作以对角线方式完成，以确保向后拉力平行。

■Gently tighten 4pcs clamp screws on the shank of the tool as in figA, so as to avoid excessive changes in subsequent adjustments. Clamping screws should be done in a diagonal manner to ensure parallel pull back.

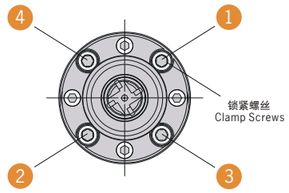

A

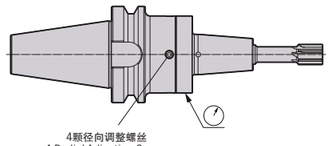

B

步骤二
Step two

■根据图 B 操作外径上的 4 颗径向调整螺丝，通过检测 ⏲ 指示的位置，发现径向跳动的高点，选择高点就近的径向调整螺丝操作锁紧量，从而推动内部机构修正同轴度。

■Adjusting 4pcs radial adjusting screws as in figB.
The “high spot” will become apparent by checking the spindle on ⏲.
Gently tighten the nearest radial adjusting screw to push the tool screw to move the tool and correct coaxiality.

步骤三
Step three

■根据图 C 通过检测 ⏲ 指示的刀刃位置，发现各个刀刃径向跳动的高点，根据图 D 选择高点就近的轴向调整螺丝操作锁紧量，从而偏摆内部机构修正同轴度。
调整结果满足要求后，根据图 A 操作端面上的 4 颗锁紧螺丝，以对角线方式完成锁紧。

■According to blade position shown on ⏲ as in figC, the “high spot” will be found.
If the tool is running blade high then the relevant axial adjusting screws must be tightened to correct coaxiality as in figD.
Until the adjustment result meets the requirements, tighten screws in a diagonal manner as in figA.

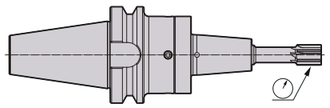
C

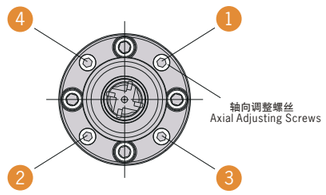

D

DHP-Z/SF-Z

HSK-DHP-Z Adjustable Hydraulic Chuck
HSK-DHP-Z 可调液压刀柄



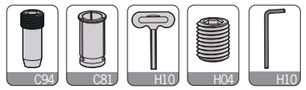

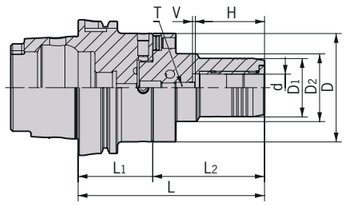

型号 Specification		D	D1	D2	d	L	L1	L2	H	V	T	适用筒夹 Suit collet	重量 Weight
HSK63A-	DHP6Z-125	80	28	50	6	125	60	65	27.5	10	M050Z150-D	-	2.52
	DHP8Z-125	80	30	50	8	125	60	65	27.5	10	M060Z150-D	-	2.53
	DHP10Z-130	80	32	50	10	130	60	70	32.5	10	M060Z150-D	-	2.53
	DHP12Z-135	80	34	50	12	135	60	75	37.5	10	M060Z150-D	D12/OD12	2.57
	DHP16Z-142.5	80	38	50	16	142.5	60	82.5	42.5	10	M080Z150-P-D	-	2.67
	DHP20Z-142.5	80	43	50	20	142.5	60	82.5	42.5	10	M080Z150-P-D	D20/OD20	2.73
	DHP25Z-165	100	57	63	25	165	65	100	51	10	M160Z150-P-D	-	4.60
	DHP32Z-168	100	63	70	32	168	65	103	55	10	M160Z150-P-D	D32/OD32	4.85
HSK100A-	DHP6Z-120	80	28	50	6	120	55	65	27.5	10	M050Z150-D	-	4.01
	DHP8Z-120	80	30	50	8	120	55	65	27.5	10	M060Z150-D	-	4.02
	DHP10Z-125	80	32	50	10	125	55	70	32.5	10	M060Z150-D	-	4.02
	DHP12Z-130	80	34	50	12	130	55	75	37.5	10	M060Z150-D	D12/OD12	4.05
	DHP16Z-137.5	80	38	50	16	137.5	55	82.5	42.5	10	M080Z150-P-D	-	4.16
	DHP20Z-137.5	80	43	50	20	137.5	55	82.5	42.5	10	M080Z150-P-D	D20/OD20	4.22
	DHP25Z-165	100	57	63	25	165	65	100	51	10	M160Z150-P-D	-	6.25
	DHP32Z-168	100	63	70	32	168	65	103	55	10	M160Z150-P-D	D32/OD32	6.49

注：报价时含扳手，筒夹需单独订购。
Notice: Wrench is included,while collet shall be ordered separately.

HSK-SF-Z Adjustable Shrink Fit Chuck
HSK-SF-Z 可调热缩刀柄



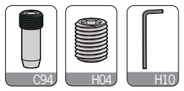

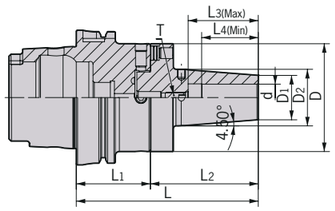

型号 Specification		D	D1	D2	d	L	L1	L2	L3	L4	T	重量 Weight
HSK63A-	SF6Z-130	60	21	27	6	130	60	70	26	36	M050Z150-D	1.73
	SF8Z-130	60	21	27	8	130	60	70	26	36	M050Z150-D	1.72
	SF10Z-130	60	24	32	10	130	60	70	32	42	M060Z150-D	1.78
	SF12Z-130	60	24	32	12	130	60	70	37	47	M060Z150-D	1.76
	SF14Z-135	70	27	34	14	135	60	75	37	47	M060Z150-D	2.08
	SF16Z-135	70	27	34	16	135	60	75	40	50	M080Z150-P-D	2.05
	SF18Z-140	80	33	42	18	140	60	80	40	50	M080Z150-P-D	2.55
	SF20Z-140	80	33	42	20	140	60	80	42	52	M080Z150-P-D	2.53
	SF25Z-145	100	44	53	25	145	65	80	48	58	M160Z150-P-D	3.96
	SF32Z-145	100	44	53	32	145	65	80	48	58	M160Z150-P-D	4.32
HSK100A-	SF6Z-125	60	21	27	6	125	55	70	26	36	M050Z150-D	3.02
	SF8Z-125	60	21	27	8	125	55	70	26	36	M050Z150-D	3.01
	SF10Z-125	60	24	32	10	125	55	70	32	42	M060Z150-D	3.07
	SF12Z-125	60	24	32	12	125	55	70	37	47	M060Z150-D	3.05
	SF14Z-130	70	27	34	14	130	55	75	37	47	M060Z150-D	3.46
	SF16Z-130	70	27	34	16	130	55	75	40	50	M080Z150-P-D	3.43
	SF18Z-135	80	33	42	18	135	55	80	40	50	M080Z150-P-D	4.04
	SF20Z-135	80	33	42	20	135	55	80	42	52	M080Z150-P-D	4.02
	SF25Z-145	100	44	53	25	145	65	80	48	58	M160Z150-P-D	5.60
	SF32Z-145	100	44	53	32	145	65	80	48	58	M160Z150-P-D	5.96

DHP-Z/SF-Z

BT-DHP-Z Adjustable Hydraulic Chuck
BT-DHP-Z 可调液压刀柄



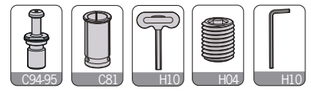

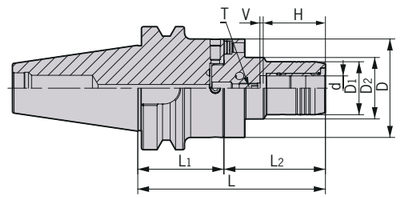

型号 Specification		D	D1	D2	d	L	L1	L2	H	V	T	适用筒夹 Suit collet	重量 Weight
BT40-	DHP6Z-130	80	28	50	6	130	65	65	27.5	10	M050Z150-D	-	2.96
	DHP8Z-130	80	30	50	8	130	65	65	27.5	10	M060Z150-D	-	2.97
	DHP10Z-135	80	32	50	10	135	65	70	32.5	10	M060Z150-D	-	2.97
	DHP12Z-140	80	34	50	12	140	65	75	37.5	10	M060Z150-D	D12/OD12	3.01
	DHP16Z-147.5	80	38	50	16	147.5	65	82.5	42.5	10	M080Z150-P-D	-	3.11
	DHP20Z-147.5	80	43	50	20	147.5	65	82.5	42.5	10	M080Z150-P-D	D20/OD20	3.17
	DHP25Z-170	100	57	63	25	170	70	100	51	10	M160Z150-P-D	-	5.06
	DHP32Z-173	100	63	70	32	173	70	103	55	10	M160Z150-P-D	D32/OD32	5.30
BT50-	DHP6Z-135	80	28	50	6	135	70	65	27.5	10	M050Z150-D	-	5.90
	DHP8Z-135	80	30	50	8	135	70	65	27.5	10	M060Z150-D	-	5.91
	DHP10Z-140	80	32	50	10	140	70	70	32.5	10	M060Z150-D	-	5.91
	DHP12Z-145	80	34	50	12	145	70	75	37.5	10	M060Z150-D	D12/OD12	5.95
	DHP16Z-152.5	80	38	50	16	152.5	70	82.5	42.5	10	M080Z150-P-D	-	6.05
	DHP20Z-152.5	80	43	50	20	152.5	70	82.5	42.5	10	M080Z150-P-D	D20/OD20	6.11
	DHP25Z-170	100	57	63	25	170	70	100	51	10	M160Z150-P-D	-	7.68
	DHP32Z-173	100	63	70	32	173	70	103	55	10	M160Z150-P-D	D32/OD32	7.92

注：报价时含扳手，筒夹需单独订购。
Notice: Wrench is included,while collet shall be ordered separately.

BT-SF-Z Adjustable Shrink Fit Chuck
BT-SF-Z 可调热缩刀柄



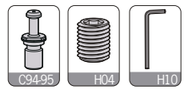

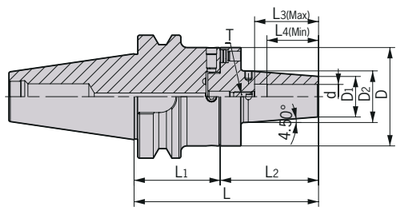

型号 Specification		D	D1	D2	d	L	L1	L2	L3	L4	T	重量 Weight
BT40-	SF6Z-125	60	21	27	6	125	55	70	26	36	M050Z150-D	1.98
	SF8Z-125	60	21	27	8	125	55	70	26	36	M050Z150-D	1.97
	SF10Z-125	60	24	32	10	125	55	70	32	42	M060Z150-D	2.03
	SF12Z-125	60	24	32	12	125	55	70	37	47	M060Z150-D	2.01
	SF14Z-130	70	27	34	14	130	55	75	37	47	M060Z150-D	2.33
	SF16Z-130	70	27	34	16	130	55	75	40	50	M080Z150-P-D	2.30
	SF18Z-145	80	33	42	18	145	65	80	40	50	M080Z150-P-D	2.99
	SF20Z-145	80	33	42	20	145	65	80	42	52	M080Z150-P-D	2.97
	SF25Z-150	100	44	53	25	150	70	80	48	58	M160Z150-P-D	4.41
	SF32Z-150	100	44	53	32	150	70	80	48	58	M160Z150-P-D	4.77
BT50-	SF6Z-140	60	21	27	6	140	70	70	26	36	M050Z150-D	4.80
	SF8Z-140	60	21	27	8	140	70	70	26	36	M050Z150-D	4.79
	SF10Z-140	60	24	32	10	140	70	70	32	42	M060Z150-D	4.85
	SF12Z-140	60	24	32	12	140	70	70	37	47	M060Z150-D	4.83
	SF14Z-145	70	27	34	14	145	70	75	37	47	M060Z150-D	5.30
	SF16Z-145	70	27	34	16	145	70	75	40	50	M080Z150-P-D	5.27
	SF18Z-150	80	33	42	18	150	70	80	40	50	M080Z150-P-D	5.93
	SF20Z-150	80	33	42	20	150	70	80	42	52	M080Z150-P-D	5.91
	SF25Z-150	100	44	53	25	150	70	80	48	58	M160Z150-P-D	7.03
	SF32Z-150	100	44	53	32	150	70	80	48	58	M160Z150-P-D	7.39

DHP-Z/SF-Z

SK-DHP-Z Adjustable Hydraulic Chuck
SK-DHP-Z 可调液压刀柄



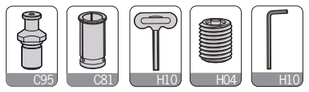

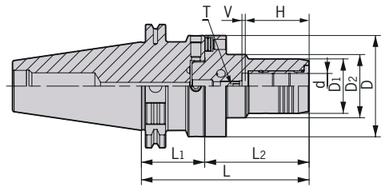

型号 Specification		D	D1	D2	d	L	L1	L2	H	V	T	适用筒夹 Suit collet	重量 Weight
SK40-	DHP6Z-120	80	28	50	6	120	55	65	27.5	10	M050Z150-D	-	2.67
	DHP8Z-120	80	30	50	8	120	55	65	27.5	10	M060Z150-D	-	2.68
	DHP10Z-125	80	32	50	10	125	55	70	32.5	10	M060Z150-D	-	2.68
	DHP12Z-130	80	34	50	12	130	55	75	37.5	10	M060Z150-D	D12/OD12	2.72
	DHP16Z-137.5	80	38	50	16	137.5	55	82.5	42.5	10	M080Z150-P-D	-	2.82
	DHP20Z-137.5	80	43	50	20	137.5	55	82.5	42.5	10	M080Z150-P-D	D20/OD20	2.88
	DHP25Z-160	100	57	63	25	160	60	100	51	10	M160Z150-P-D	-	4.77
	DHP32Z-163	100	63	70	32	163	60	103	55	10	M160Z150-P-D	D32/OD32	5.01
SK50-	DHP6Z-115	80	28	50	6	115	50	65	27.5	10	M050Z150-D	-	4.69
	DHP8Z-115	80	30	50	8	115	50	65	27.5	10	M060Z150-D	-	4.70
	DHP10Z-120	80	32	50	10	120	50	70	32.5	10	M060Z150-D	-	4.70
	DHP12Z-125	80	34	50	12	125	50	75	37.5	10	M060Z150-D	D12/OD12	4.74
	DHP16Z-132.5	80	38	50	16	132.5	50	82.5	42.5	10	M080Z150-P-D	-	4.84
	DHP20Z-132.5	80	43	50	20	132.5	50	82.5	42.5	10	M080Z150-P-D	D20/OD20	4.90
	DHP25Z-160	100	57	63	25	160	60	100	51	10	M160Z150-P-D	-	6.93
	DHP32Z-163	100	63	70	32	163	60	103	55	10	M160Z150-P-D	D32/OD32	7.17

注：报价时含扳手，筒夹需单独订购。
Notice: Wrench is included,while collet shall be ordered separately.

SK-SF-Z Adjustable Shrink Fit Chuck
SK-SF-Z 可调热缩刀柄



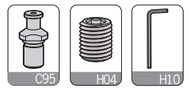

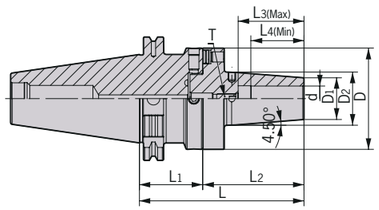

型号 Specification		D	D1	D2	d	L	L1	L2	L3	L4	T	重量 Weight
SK40-	SF6Z-120	60	21	27	6	120	50	70	26	36	M050Z150-D	1.79
	SF8Z-120	60	21	27	8	120	50	70	26	36	M050Z150-D	1.78
	SF10Z-120	60	24	32	10	120	50	70	32	42	M060Z150-D	1.84
	SF12Z-120	60	24	32	12	120	50	70	37	47	M060Z150-D	1.82
	SF14Z-125	70	27	34	14	125	50	75	37	47	M060Z150-D	2.14
	SF16Z-125	70	27	34	16	125	50	75	40	50	M080Z150-P-D	2.11
	SF18Z-135	80	33	42	18	135	55	80	40	50	M080Z150-P-D	2.70
	SF20Z-135	80	33	42	20	135	55	80	42	52	M080Z150-P-D	2.68
	SF25Z-140	100	44	53	25	140	60	80	48	58	M160Z150-P-D	4.12
	SF32Z-140	100	44	53	32	140	60	80	48	58	M160Z150-P-D	4.48
SK50-	SF6Z-120	60	21	27	6	120	50	70	26	36	M050Z150-D	3.78
	SF8Z-120	60	21	27	8	120	50	70	26	36	M050Z150-D	3.77
	SF10Z-120	60	24	32	10	120	50	70	32	42	M060Z150-D	3.83
	SF12Z-120	60	24	32	12	120	50	70	37	47	M060Z150-D	3.81
	SF14Z-125	70	27	34	14	125	50	75	37	47	M060Z150-D	4.25
	SF16Z-125	70	27	34	16	125	50	75	40	50	M080Z150-P-D	4.22
	SF18Z-130	80	33	42	18	130	50	80	40	50	M080Z150-P-D	4.72
	SF20Z-130	80	33	42	20	130	50	80	42	52	M080Z150-P-D	4.70
	SF25Z-140	100	44	53	25	140	60	80	48	58	M160Z150-P-D	6.28
	SF32Z-140	100	44	53	32	140	60	80	48	58	M160Z150-P-D	6.64

FL-DHP/FL-SF

FL-DHP-Z Adjustable Hydraulic Head
FL-DHP-Z 可调液压头



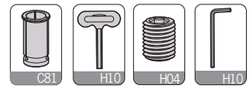

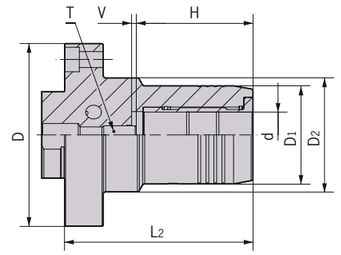

型号 Specification		D	D1	D2	d	L2	H	V	T	适用筒夹 Suit collet	重量 Weight
FL80-	DHP6Z-65	80	28	50	6	65	27.5	10	M050Z150-D	-	1.10
	DHP8Z-65	80	30	50	8	65	27.5	10	M060Z150-D	-	1.12
	DHP10Z-70	80	32	50	10	70	32.5	10	M060Z150-D	-	1.10
	DHP12Z-75	80	34	50	12	75	37.5	10	M060Z150-D	D12/OD12	1.15
	DHP16Z-82.5	80	38	50	16	82.5	42.5	10	M080Z150-P-D	-	1.25
	DHP20Z-82.5	80	43	50	20	82.5	42.5	10	M080Z150-P-D	D20/OD20	1.32
FL100-	DHP25Z-100	100	57	63	25	100	51	10	M160Z150-P-D	-	2.60
	DHP32Z-103	100	63	70	32	103	55	10	M160Z150-P-D	D32/OD32	2.85

注：报价时含扳手，筒夹需单独订购。
Notice: Wrench is included,while collet shall be ordered separately.

FL-SF-Z Adjustable Shrink Fit Head
FL-SF-Z 可调热缩头



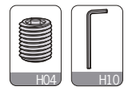

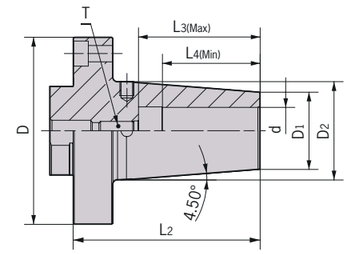

型号 Specification		D	D1	D2	d	L2	L3	L4	T	重量 Weight
FL60-	SF6Z-70	60	21	27	6	70	26	36	M050Z150-D	0.49
	SF8Z-70	60	21	27	8	70	26	36	M050Z150-D	0.48
	SF10Z-70	60	24	32	10	70	32	42	M060Z150-D	0.54
	SF12Z-70	60	24	32	12	70	37	47	M060Z150-D	0.52
FL70-	SF14Z-75	70	27	34	14	75	37	47	M060Z150-D	0.76
	SF16Z-75	70	27	34	16	75	40	50	M080Z150-P-D	0.73
FL80-	SF18Z-80	80	33	42	18	80	40	50	M080Z150-P-D	1.13
	SF20Z-80	80	33	42	20	80	42	52	M080Z150-P-D	1.11
FL100-	SF25Z-80	100	44	53	25	80	48	58	M160Z150-P-D	1.95
	SF32Z-80	100	44	53	32	80	48	58	M160Z150-P-D	1.81

HSK-FL/BT-FL/SK-FL

HSK-A-FL Adjustable Adapter
HSK-A-FL 可调基础柄



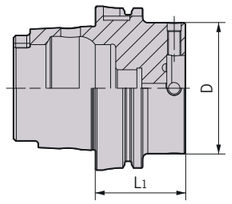

型号 Specification		D	L1	重量 Weight
HSK63A-	FL60-60	60	60	1.17
	FL70-60	70	60	1.25
	FL80-60	80	60	1.35
	FL100-65	100	65	1.94
HSK100A-	FL60-55	60	55	2.46
	FL70-55	70	55	2.63
	FL80-55	80	55	2.84
	FL100-65	100	65	3.58

BT-FL Adjustable Adapter
BT-FL 可调基础柄



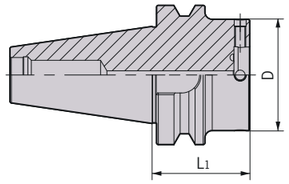

型号 Specification		D	L1	重量 Weight
BT40-	FL60-55	60	55	1.42
	FL70-55	70	55	1.50
	FL80-65	80	65	1.79
	FL100-70	100	70	2.39
BT50-	FL60-70	60	70	4.24
	FL70-70	70	70	4.47
	FL80-70	80	70	4.73
	FL100-70	100	70	5.00

SK-FL Adjustable Adapter
SK-FL 可调基础柄





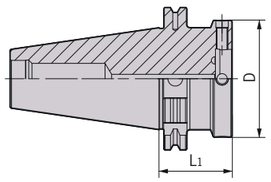

型号 Specification		D	L1	重量 Weight
SK40-	FL60-50	60	50	1.23
	FL70-50	70	50	1.31
	FL80-55	80	55	1.50
	FL100-60	100	60	2.10
SK50-	FL60-50	60	50	3.22
	FL70-50	70	50	3.42
	FL80-50	80	50	3.52
	FL100-60	100	60	4.26

DHP

HSK-A-DHP Hydraulic Chuck
HSK-A-DHP 液压刀柄

NEW



MAX 30,000 min⁻¹

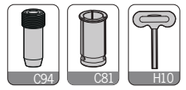

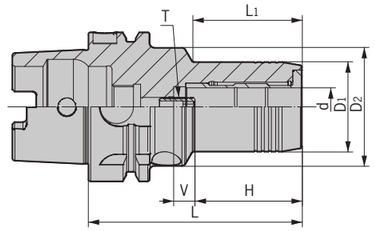

型号 Specification		d	D1	D2	H	V	L1	L	T	适用筒夹 Suit collet	重量 Weight
HSK40A-	DHP6-70	6	28	34	27.5	10	28	70	M050Z150-D	-	0.45
	DHP8-70	8	30	34	27.5	10	28	70	M050Z150-D	-	0.45
	DHP10-75	10	32	34	32.5	10	34	75	M050Z150-D	-	0.50
	DHP12-85	12	34	34	37.5	10	-	85	M050Z150-D	D12/OD12	0.55
HSK50A-	DHP6-70	6	28	40	27.5	10	28	70	M050Z150-D	-	0.60
	DHP8-70	8	30	40	27.5	10	28	70	M060Z150-D	-	0.65
	DHP10-80	10	32	40	32.5	10	34	80	M060Z150-D	-	0.75
	DHP12-85	12	34	40	37.5	10	44	85	M060Z150-D	D12/OD12	0.75
	DHP14-85	14	36	40	37.5	10	44	85	M060Z150-D	-	0.75
	DHP16-90	16	38	60	42.5	10	30	90	M060Z150-D	-	1.05
	DHP18-90	18	41	-	42.5	10	30	90	M060Z150-D	-	0.90
	DHP20-90	20	42	-	42.5	10	30	90	M060Z150-D	D20/OD20	0.85
HSK63A-	DHP6-70	6	28	50	27.5	10	24	70	M050Z150-D	-	1.00
	DHP8-70	8	30	50	27.5	10	24	70	M060Z150-D	-	1.00
	DHP10-80	10	32	50	32.5	10	35	80	M060Z150-D	-	1.05
	DHP12-85	12	34	50	37.5	10	40	85	M060Z150-D	D12/OD12	1.10
	DHP14-85	14	36	50	37.5	10	40	85	M060Z150-D	-	1.15
	DHP16-90	16	38	50	42.5	10	46	90	M080Z150P-D	-	1.00
	DHP18-90	18	41	50	42.5	10	47	90	M080Z150P-D	-	1.25
	DHP20-90	20	43	50	42.5	10	48	90	M080Z150P-D	D20/OD20	1.25
	DHP25-120	25	57	63	51	10	59	120	M160Z150P-D	-	2.20
	DHP32-125	32	63	75	55	10	-	125	M160Z150P-D	D32/OD32	2.60
HSK100A-	DHP6-75	6	28	50	27.5	10	26	75	M050Z150-D	-	2.40
	DHP8-75	8	30	50	27.5	10	26	75	M060Z150-D	-	2.40
	DHP10-90	10	32	50	32.5	10	42	90	M060Z150-D	-	2.45
	DHP12-95	12	34	50	37.5	10	47	95	M060Z150-D	D12/OD12	2.55
	DHP14-95	14	36	50	37.5	10	47	95	M060Z150-D	-	2.55
	DHP16-100	16	38	50	42.5	10	53	100	M080Z150P-D	-	2.60
	DHP18-100	18	41	50	42.5	10	53	100	M080Z150P-D	-	2.65
	DHP20-105	20	43	50	42.5	10	59	105	M080Z150P-D	D20/OD20	2.75
	DHP25-110	25	57	63	51	10	62	110	M080Z150P-D	-	3.40
	DHP32-110	32	63	75	55	10	62	110	M080Z150P-D	D32/OD32	3.60

注：报价时含扳手，筒夹需单独订购。
Notice:Wrench is included,while collet shall be ordered separately.

特点 / Feature

■DHP刀具系列用途高转速、高精密切削加工，切削效果佳。
■动平衡设定: G2.5；20,000 rpm。
■3D处径向跳动≤0.003 mm。

■For high-speed and high precision cutting;
■Balanced: G2.5; 20,000 rpm;
■Runout (X3D): ≤0.003 mm.

DHP

HSK-A-DHP Hydraulic Chuck
HSK-A-DHP 液压刀柄（加长款）

NEW

型号 Specification		d	D_1	D_2	H	V	L_1	L	T	适用筒夹 Suit collet	重量 Weight
HSK63A-	DHP6-150	6	28	50	27.5	10	103	150	M050Z150-D	-	1.40
	DHP6-200	6	28	50	27.5	10	103	200	M050Z150-D	-	1.60
	DHP8-150	8	30	50	27.5	10	104	150	M060Z150-D	-	1.40
	DHP8-200	8	30	50	27.5	10	104	200	M060Z150-D	-	1.60
	DHP10-150	10	32	50	32.5	10	104	150	M060Z150-D	-	1.60
	DHP10-200	10	32	50	32.5	10	104	200	M060Z150-D	-	2.20
	DHP12-150	12	34	50	37.5	10	105	150	M060Z150-D	D12/OD12	1.55
	DHP12-200	12	34	50	37.5	10	105	200	M060Z150-D	D12/OD12	2.25
	DHP14-150	14	36	50	37.5	10	105	150	M060Z150-D	-	1.65
	DHP14-200	14	36	50	37.5	10	105	200	M060Z150-D	-	2.35
	DHP16-150	16	38	50	42.5	10	106	150	M080Z150P-D	-	1.70
	DHP16-200	16	38	50	42.5	10	106	200	M080Z150P-D	-	2.40
	DHP18-150	18	41	50	42.5	10	107	150	M080Z150P-D	-	1.80
	DHP18-200	18	41	50	42.5	10	107	200	M080Z150P-D	-	2.60
	DHP20-150	20	43	50	42.5	10	108	150	M080Z150P-D	D20/OD20	1.90
	DHP20-200	20	43	50	42.5	10	108	200	M080Z150P-D	D20/OD20	2.15

HSK-A-DHP Super Slim Hydraulic Chuck
HSK-A-DHP 超细长液压刀柄

NEW



MAX 30,000 min⁻¹

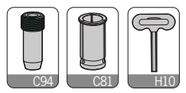

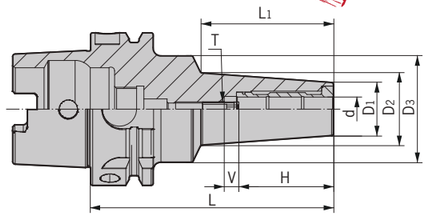

型号 Specification		d	D_1	D_2	D_3	H	V	L_1	L	T	适用筒夹 Suit collet	重量 Weight
HSK63A-	DHP6S-130	6	16	24.1	50	27.5	10	77	130	M050Z150-D	-	1.20
	DHP8S-130	8	18	26.1	50	27.5	10	77	130	M060Z150-D	-	1.20
	DHP10S-130	10	20	28.2	50	32.5	10	78	130	M060Z150-D	-	1.20
	DHP12S-130	12	22	30.2	50	37.5	10	78	130	M060Z150-D	D12/OD12	1.20
	DHP14S-130	14	24	32.3	50	37.5	10	79	130	M060Z150-D	-	1.30
	DHP16S-130	16	26	34.3	50	42.5	10	79	130	M080Z150P-D	-	1.30
	DHP18S-130	18	29	37.4	50	42.5	10	80	130	M080Z150P-D	-	1.30
	DHP20S-130	20	31	39.4	50	42.5	10	80	130	M080Z150P-D	D20/OD20	1.30

注：报价时含扳手，筒夹需单独订购。
Notice:Wrench is included,while collet shall be ordered separately.

特点 / Feature

- ■DHP刀具系列用途高转速、高精密切削加工，切削效果佳。
- ■动平衡设定: G2.5; 25,000 rpm。
- ■3D处径向跳动≤0.003 mm。
- ■外观细长设计，加工不易干涉。
- ■For high-speed and high precision cutting;
- ■Balanced: G2.5; 25,000 rpm;
- ■Runout (X3D): ≤0.003 mm;
- ■No interference due to slim design.

SF

HSK-A-SF Shrink Fit Holder
HSK-A-SF 烧结式热装刀柄（一体式）

NEW



MAX 50,000 min⁻¹



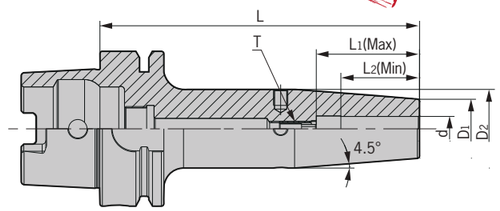

型号 Specification		d	D_1	D_2	L	L_1 (Max)	L_2 (Min)	T	重量 Weight
HSK50A-	SF3-60	3	10	16	60	-	9	-	0.39
	SF4-60	4	10	16	60	-	12	-	0.39
	SF5-60	5	10	16	60	-	15	-	0.39
	SF6-80	6	21	27	80	36	26	M050Z150-D	0.41
	SF8-80	8	21	27	80	36	26	M050Z150-D	0.41
	SF10-85	10	24	32	85	42	32	M060Z150-D	0.42
	SF12-90	12	24	32	90	47	37	M060Z150-D	0.43
	SF14-90	14	27	34	90	47	37	M060Z150-D	0.43
	SF16-95	16	27	34	95	50	40	M080Z150-P-D	0.45
HSK63A-	SF3-80	3	10	16	80	-	9	-	0.50
	SF4-80	4	10	16	80	-	12	-	0.60
	SF5-80	5	10	16	80	-	15	-	0.70
	SF6-80	6	21	27	80	36	26	M050Z150-D	0.80
	SF6-130	6	21	27	130	36	26	M050Z150-D	1.00
	SF6-160	6	21	27	160	36	26	M050Z150-D	1.20
	SF6-200	6	21	27	200	36	26	M050Z150-D	1.40
	SF8-80	8	21	27	80	36	26	M050Z150-D	0.80
	SF8-130	8	21	27	130	36	26	M050Z150-D	1.02
	SF8-160	8	21	27	160	36	26	M050Z150-D	1.25
	SF8-200	8	21	27	200	36	26	M050Z150-D	1.43
	SF10-85	10	24	32	85	42	32	M060Z150-D	0.90
	SF10-130	10	24	32	130	42	32	M060Z150-D	1.17
	SF10-160	10	24	32	160	42	32	M060Z150-D	1.45
	SF10-200	10	24	32	200	42	32	M060Z150-D	1.75
	SF12-90	12	24	32	90	47	37	M060Z150-D	0.92
	SF12-130	12	24	32	130	47	37	M060Z150-D	1.15
	SF12-160	12	24	32	160	47	37	M060Z150-D	1.55
	SF12-200	12	24	32	200	47	37	M060Z150-D	1.92
	SF14-90	14	27	34	90	47	37	M060Z150-D	0.95
	SF14-130	14	27	34	130	47	37	M060Z150-D	1.18
	SF14-160	14	27	34	160	47	37	M060Z150-D	1.60
	SF14-200	14	27	34	200	47	37	M060Z150-D	1.98
	SF16-95	16	27	34	95	50	40	M080Z150-P-D	1.00
	SF16-130	16	27	34	130	50	40	M080Z150-P-D	1.21
	SF16-160	16	27	34	160	50	40	M080Z150-P-D	1.65
	SF16-200	16	27	34	200	50	40	M080Z150-P-D	2.05
	SF18-95	18	33	42	95	50	40	M080Z150-P-D	1.05
	SF18-130	18	33	42	130	50	40	M080Z150-P-D	1.25
	SF18-160	18	33	42	160	50	40	M080Z150-P-D	1.70
	SF18-200	18	33	42	200	50	40	M080Z150-P-D	2.10

转下页
See next page

SF

HSK-A-SF Shrink Fit Holder
HSK-A-SF 烧结式热装刀柄（一体式）

型号 Specification		d	D_1	D_2	L	L_1 (Max)	L_2 (Min)	T	重量 Weight
HSK63A-	SF20-100	20	33	42	100	52	42	M080Z150-P-D	1.20
	SF20-130	20	33	42	130	52	42	M080Z150-P-D	1.49
	SF20-160	20	33	42	160	52	42	M080Z150-P-D	1.80
	SF20-200	20	33	42	200	52	42	M080Z150-P-D	2.20
	SF25-115	25	44	52.5	115	58	48	M160Z150-P-D	1.98
	SF25-130	25	40	52.5	130	58	48	M160Z150-P-D	2.00
	SF25-160	25	44	52.5	160	58	48	M160Z150-P-D	2.10
	SF25-200	25	44	52.5	200	58	48	M160Z150-P-D	2.25
	SF32-120	32	44	52.5	120	58	48	M160Z150-P-D	2.10
	SF32-160	32	44	52.5	160	58	48	M160Z150-P-D	2.60
	SF32-200	32	44	52.5	200	58	48	M160Z150-P-D	2.80
HSK100A-	SF6-85	6	21	27	85	36	26	M050Z150-D	2.00
	SF6-130	6	21	27	130	36	26	M050Z150-D	2.30
	SF6-160	6	21	27	160	36	26	M050Z150-D	2.62
	SF6-200	6	21	27	200	36	26	M050Z150-D	2.90
	SF8-85	8	21	27	85	36	26	M050Z150-D	2.00
	SF8-130	8	21	27	130	36	26	M050Z150-D	2.30
	SF8-160	8	21	27	160	36	26	M050Z150-D	2.65
	SF8-200	8	21	27	200	36	26	M050Z150-D	2.93
	SF10-90	10	24	32	90	42	32	M060Z150-D	2.20
	SF10-130	10	24	32	130	42	32	M060Z150-D	2.40
	SF10-160	10	24	32	160	42	32	M060Z150-D	2.70
	SF10-200	10	24	32	200	42	32	M060Z150-D	3.10
	SF12-95	12	24	32	95	47	37	M060Z150-D	2.30
	SF12-130	12	24	32	130	47	37	M060Z150-D	2.50
	SF12-160	12	24	32	160	47	37	M060Z150-D	2.75
	SF12-200	12	24	32	200	47	37	M060Z150-D	3.15
	SF14-95	14	27	34	95	47	37	M060Z150-D	2.35
	SF14-130	14	27	34	130	47	37	M060Z150-D	2.60
	SF14-160	14	27	34	160	47	37	M060Z150-D	2.85
	SF14-200	14	27	34	200	47	37	M060Z150-D	3.25
	SF16-100	16	27	34	100	50	40	M080Z150-P-D	2.50
	SF16-130	16	27	34	130	50	40	M080Z150-P-D	2.80
	SF16-160	16	27	34	160	50	40	M080Z150-P-D	3.13
	SF16-200	16	27	34	200	50	40	M080Z150-P-D	3.35
	SF18-100	18	33	42	100	50	40	M080Z150-P-D	2.55
	SF18-130	18	33	42	130	50	40	M080Z150-P-D	2.85
	SF18-160	18	33	42	160	50	40	M080Z150-P-D	3.21
	SF18-200	18	33	42	200	50	40	M080Z150-P-D	3.45
	SF20-105	20	33	42	105	52	42	M080Z150-P-D	2.60
	SF20-130	20	33	42	130	52	42	M080Z150-P-D	2.90
	SF20-160	20	33	42	160	52	42	M080Z150-P-D	3.25
	SF20-200	20	33	42	200	52	42	M080Z150-P-D	3.50
	SF25-115	25	44	53	115	58	48	M160Z150-P-D	2.80
	SF25-130	25	44	53	130	58	48	M160Z150-P-D	3.32
	SF25-160	25	44	53	160	58	48	M160Z150-P-D	3.40
	SF25-200	25	44	53	200	58	48	M160Z150-P-D	4.50
	SF32-120	32	44	53	120	58	48	M160Z150-P-D	3.20
	SF32-130	32	44	53	130	58	48	M160Z150-P-D	3.30
	SF32-160	32	44	53	160	58	48	M160Z150-P-D	3.60
	SF32-200	32	44	53	200	58	48	M160Z150-P-D	4.70

特 点 / Feature

■动平衡设定: G2.5; 25,000 rpm。
■3D处径向跳动≤0.003 mm。
■Balanced: G2.5; 25,000 rpm;
■Runout (X3D): ≤ 0.003 mm.

DSF/DC

HSK-A-DSF Shrink Fit Holder
HSK-A-DSF 烧结式热装刀柄（分体式）



MAX 50,000 min⁻¹

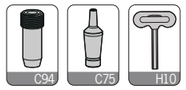

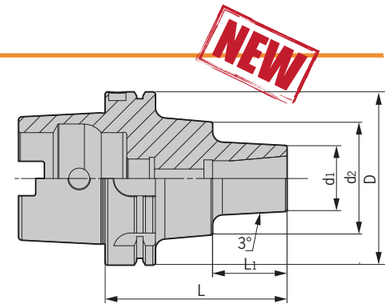

型号 Specification		D	d_1	d_2	L	L_1	拉紧螺钉 Tension Screw	止动螺母 Stop nut	T型扳手 Wrench	重量 Weight
HSK50A-	DSF12-100	50	38	-	100	74	E100Z300	ZD12-1	T06-L	0.80
HSK63A-	DSF12-100	63	38	-	100	74	E100Z300	ZD12-1	T06-L	1.00
	DSF12-135	63	38	-	135	109	E100Z300	ZD12-1	T06-L	1.70
HSK100A-	DSF12-105	100	38	65	105	43	E100Z300	ZD12-1	T06-L	3.40

注：报价时含扳手。
Notice:Wrench is included.

特 点 / Feature

■动平衡设定: G2.5; 25,000 rpm。
■3D处径向跳动≤0.003 mm。
■Balanced: G2.5; 25,000 rpm;
■Runout (X3D): ≤ 0.003 mm.

HSK-A-DC Precision Slim Collet Chuck
HSK-A-DC 小径精密筒夹刀柄



MAX 50,000 min⁻¹

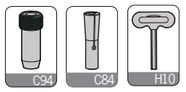

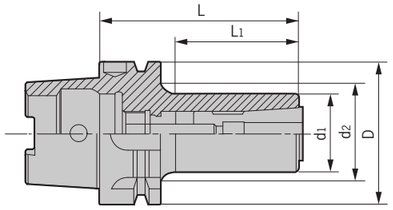

型号 Specification		D	d_1	d_2	L	L_1	适用筒夹 Suit collet	拉紧螺钉 Tension screw	止动螺母 Stop nut	T型扳手 Wrench	重量 Weight
HSK50A-	DC6-75	50	14	22.5	75	34	DC6	E050U250	ZD6-4	T04	0.67
	DC6-100	50	14	29	100	48	DC6	E050U500	ZD6-4	T04	0.70
HSK63A-	DC6-75	63	14	22.5	75	34	DC6	E050U200	ZD6-5	T04	0.80
	DC6-95	63	14	29	95	45	DC6	E050U400	ZD6-5	T04	0.90
	DC6-120	63	14	37	120	53	DC6	E050U650	ZD6-5	T04	1.10
	DC6-150	63	14	40	150	80	DC6	E050U950	ZD6-5	T04	1.20
	DC8-100	63	22	37	100	48	DC8	E060U400	ZD8-2	T05	1.10
	DC10-110	63	28	45	110	55	DC10	E080U300	ZD10-2	T06-L	1.20
	DC12-120	63	34	51.5	120	65	DC12	E100U350	ZD12-1	T08-L	1.30

注：报价时含扳手，筒夹需单独订购。
Notice:Wrench is included,while collet shall be ordered separately.

特 点 / Feature

■动平衡设定: G2.5；30,000 rpm。
■3D处径向跳动≤0.003 mm。
■Balanced: G2.5; 30,000 rpm;
■Runout (X3D): ≤ 0.003 mm.

GSK

HSK-A-GSK High Precision Collet Chuck
HSK-A-GSK 高速精密筒夹刀柄



MAX 45,000 min⁻¹

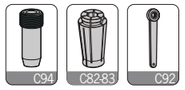

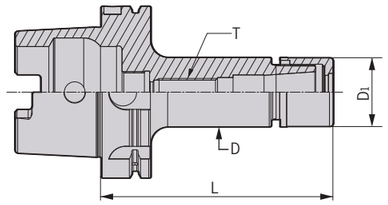

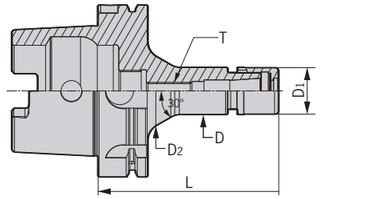

型号 Specification		图示 Figure	D	D1	D2	L	T	适用筒夹 Suit collet	重量 Weight
HSK40A-	GSK6-60	A	20	19.5	-	60	-	DSK6	0.25
	GSK10-75	A	27.5	27	-	75	-	DSK10	0.36
HSK50A-	GSK6-60	A	20	19.5	-	60	-	DSK6	0.43
	GSK6-80P	A	20	19.5		80	M060F200	DSK6	0.48
	GSK10-75	A	27.5	27	-	75	-	DSK6	0.53
	GSK10-100P	A	27.5	27	-	100	M100F200	DSK10	0.63
	GSK16-80	A	40.5	40	-	80	-	DSK16	0.72
	GSK16-100	A	40.5	40	-	100	-	DSK16	0.91
	GSK20-100	A	48.5	48	-	100	-	DSK20	1.10
HSK63A-	GSK6-80P	A	20	19.5	-	80	M060F200	DSK6	0.74
	GSK6-100P	A	20	19.5	-	100	M060F200	DSK6	0.79
	GSK10-75	A	27.5	27	-	75	-	DSK10	0.79
	GSK10-100P	A	27.5	27	-	100	M100F200	DSK10	0.90
	GSK16-80	A	40.5	40	-	80	-	DSK16	0.98
	GSK16-100	A	40.5	40	-	100	-	DSK16	1.17
	GSK16-120P	A	40.5	40	-	120	M060F200	DSK16	1.34
	GSK20-100	A	48.5	48	-	100	-	DSK20	1.42
	GSK20-120P	A	48.5	48	-	120	M160F200	DSK20	1.68
	GSK25-100	A	55	55	-	100	-	DSK25	1.46
	GSK25-120P	A	55	55	-	120	M200F200-P2	DSK25	1.81
HSK100A-	GSK10-105P	B	27.5	27	40.3	105	M100F200	DSK10	2.32
	GSK10-135P	B	27.5	27	40.3	135	M100F350	DSK10	2.44
	GSK16-105	A	40.5	40	-	105	-	DSK16	2.54
	GSK16-135P	A	40.5	40	-	135	M160F200	DSK16	2.80
	GSK20-120P	A	48.5	48	-	120	M160F200	DSK20	3.00
	GSK20-150P	A	48.5	48	-	150	M160F400	DSK20	3.39
	GSK25-120	A	55	55	-	120	-	DSK25	3.20
	GSK25-150P	A	55	55	-	150	M200F400-P2	DSK25	3.65

注：“T”轴向限位螺钉、筒夹与扳手需单独另购。
Notice: “T” Axial fix screw、collets and wrenchs shall be ordered separately.

特 点 / Feature

■动平衡设定: G2.5；25,000 rpm。
■内锥面跳动≤0.003 mm。

■Balanced: G2.5; 25,000 rpm;
■TIR Runout: ≤0.003mm.

ER

HSK-A-ER Spring Collet Chuck
HSK-A-ER 弹性筒夹刀柄





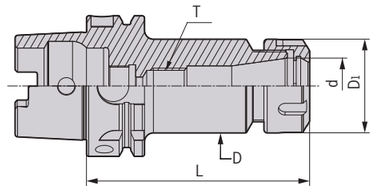

型号 Specification		D	D1	d	L	T	重量 Weight
HSK40A-	ER20-80	34	34	20	80	-	0.50
	ER25-80	42	42	25	80	-	0.56
	ER32-105	50	50	32	105	-	1.01
HSK50A-	ER16-75	28	28	16	75	-	0.54
	ER16-100	28	28	16	100	M100F200	0.65
	ER20-75	34	34	20	75	-	0.61
	ER20-100	34	34	20	100	M120F200	0.77
	ER25-80	42	42	25	80	-	0.75
	ER25-100	42	42	25	100	M160F200	0.94
	ER25-135	42	42	25	135	M160F400	1.28
	ER32-100	50	50	32	100	-	1.07
	ER32-135	50	50	32	135	M160F200	1.57
	ER32-160	50	50	32	160	M160F400	2.00
HSK63A-	ER16-75	28	28	16	75	-	0.80
	ER16-100	28	28	16	100	M100F200	0.91
	ER16-120	28	28	16	120	M100F350	0.96
	ER16-160	28	28	16	160	M100F350	1.17
	ER20-80	34	34	20	80	-	0.90
	ER20-100	34	34	20	100	M120F200	1.03
	ER20-120	34	34	20	120	M120F200	1.15
	ER20-160	34	34	20	160	M120F400	1.42
	ER25-80	42	42	25	80	-	1.03
	ER25-100	42	42	25	100	-	1.22
	ER25-120	42	42	25	120	M160F200	1.42
	ER25-150	42	42	25	150	M160F400	1.71
	ER32-100	50	50	32	100	-	1.41
	ER32-125	50	50	32	125	M160F250	1.76
	ER32-160	50	50	32	160	M160F400	2.27
	ER40-100	63	63	40	100	-	1.76
	ER40-120	63	63	40	120	M200F200-P2	2.20
	ER40-160	63	63	40	160	M200F400-P2	3.08
HSK100A-	ER16-100	28	28	16	100	M100F200	2.25
	ER16-160	28	28	16	160	M100F350	2.52
	ER20-100	34	34	20	100	M120F200	2.37
	ER20-160	34	34	20	160	M120F400	2.76
	ER25-100	42	42	25	100	-	2.55
	ER25-160	42	42	25	160	M160F400	3.13
	ER25-200	42	42	25	200	M160F400	3.53
	ER32-100	50	50	32	100	-	2.75
	ER32-160	50	50	32	160	M160F400	3.59
	ER32-200	50	50	32	200	M160F400	4.18

转下页
See next page

ER/VER

HSK-A-ER Spring Collet Chuck
HSK-A-ER 弹性筒夹刀柄

型号 Specification		D	D_1	d	L	T	重量 Weight
HSK100A-	ER40-100	63	63	40	100	-	3.19
	ER40-160	63	63	40	160	M200F400-P2	4.51
	ER40-200	63	63	40	200	M200F400-P2	5.45

注：“T”轴向限位螺钉、筒夹与扳手需单独另购。
Notice: “T” Axial fix screw、collets and wrenchs shall be ordered separately.

特 点 / Feature

■动平衡设定: G6.3； 15,000 rpm。

■Balanced: G6.3; 15,000 rpm.

HSK-A-VER Split Synch Tapping Chuck
HSK-A-VER 分体式微补偿攻牙刀柄

NEW



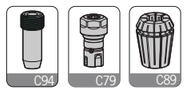

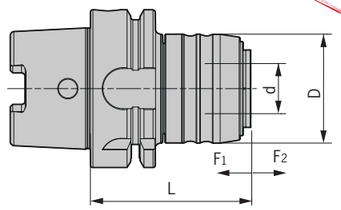

型号 Specification		D	d	L	F_1	F_2	攻牙能力 Tapping capacity	适用延长杆 Suit extender	重量 Weight
HSK40A-	VER16-69	43.5	20	69	0.2	1	M3-M12	VER16-M24	0.54
	VER20-80	52	25	80	0.2	1	M5-M16	VER20-M26	0.59
	VER25-90	60	32	90	0.2	1	M6-M20	VER25-M28	0.65
HSK50A-	VER16-70	43.5	20	70	0.2	1	M3-M12	VER16-M24	0.66
	VER20-87	52	25	87	0.2	1	M5-M16	VER20-M26	0.80
	VER25-97	60	32	97	0.2	1	M6-M20	VER25-M28	0.96
HSK63A-	VER16-64	43.5	20	64	0.2	1	M3-M12	VER16-M24	0.88
	VER20-87	52	25	87	0.2	1	M5-M16	VER20-M26	1.06
	VER25-97	60	32	97	0.2	1	M6-M20	VER25-M28	1.21
	VER32-113	72	40	113	0.2	1	M10-M24	VER32-M30	1.61
	VER40-122	87	50	122	0.2	1	M14-M33	VER40-M32	1.85
HSK100A-	VER16-70	43.5	20	70	0.2	1	M3-M12	VER16-M24	3.21
	VER20-82	52	25	82	0.2	1	M5-M16	VER20-M26	3.58
	VER25-91	60	32	91	0.2	1	M6-M20	VER25-M28	3.95
	VER32-110	72	40	110	0.2	1	M10-M24	VER32-M30	4.25
	VER40-115	87	50	115	0.2	1	M14-M33	VER40-M32	4.45

注：延长杆、筒夹和扳手需单独订购。
Notice: Extender, collets and wrenchs shall be ordered separately.

特 点 / Feature

■显著提高丝锥使用寿命80%以上。
■有效提高加工生产效率2-4倍。
■明显提高表面加工质量与精度。
■选用ER攻丝专用筒夹夹持。
■无需依赖设备精度。
■挤压丝锥首选。

■Tap tool life increased by 80% and above;
■Work efficiency increased 2 to 4 times;
■Better workpiece surface quality;
■With ER tapping collet;
■Best choice for squeeze taps.

TPM/HPM

HSK-A-TPM Tapping Chuck With High Rigidity
HSK-A-TPM 扭力伸缩攻牙刀柄



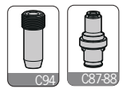

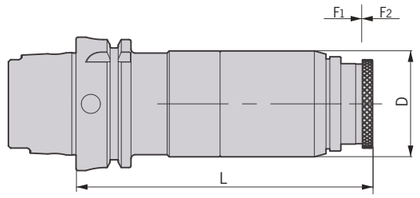

型号 Specification		D	F_1	F_2	L	适用筒夹 Suit collet	攻牙能力 Tapping capacity	重量 Weight
HSK63A-	TPM316	50	10	20	140	TPD316	M3-M16	1.79
	TPM830	66	10	25	170	TPD830	M8-M30	2.78
HSK100A-	TPM316	50	10	20	145	TPD316	M3-M16	3.16
	TPM830	66	10	25	175	TPD830	M8-M30	4.39

注：筒夹需单独订购。
Notice: Collets shall be ordered separately.

HSK-A-HPM High-Speed Power Chuck
HSK-A-HPM 高速强力刀柄

MAX 30,000 min^{-1}



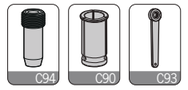

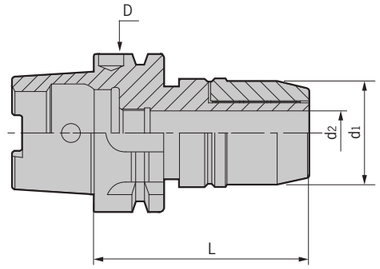

型号 Specification		夹持范围 Clamping range	D	d_1	d_2	L	适用筒夹 Suit collet	重量 Weight
HSK50A-	HPM16-80	3-16	50	46	16	80	SC16	1.00
HSK63A-	HPM16-80	3-16	63	46	16	80	SC16	1.30
	HPM16-100	3-16	63	46	16	100	SC16	1.50
	HPM20-110	6-20	63	55	20	110	SC20	1.70
	HPM32-110	6-32	63	68	32	110	SC32	2.50
HSK100A-	HPM16-115	3-16	100	46	16	115	SC16	3.60
	HPM20-105	6-20	100	55	20	105	SC20	4.20
	HPM32-105	6-32	100	68	32	105	SC32	4.50
	HPM32-135	6-32	100	68	32	135	SC32	5.00

注：扳手和筒夹需单独订购。
Notice:Wrench and collets shall be ordered separately.

特 点 / Feature

■动平衡设定: G2.5； 20,000 rpm。
■3D处径向跳动≤0.01mm。

■Balanced: G2.5; 20,000 rpm;
■Runout (X3D): ≤ 0.01mm.

HPC

HSK-A-HPC High-Speed Power Chuck
HSK-A-HPC 高速强力刀柄



MAX 30,000 min⁻¹

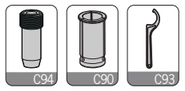

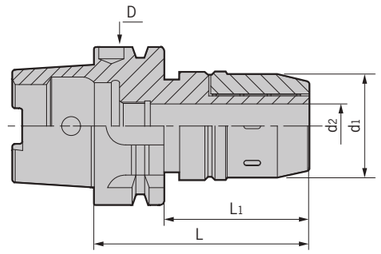

型号 Specification		夹持范围 Clamping range	D	d1	d2	L1	L	适用筒夹 Suit collet	重量 Weight
HSK63A-	HPC16-80	6-16	63	50	16	54	80	SC16	1.28
	HPC16-110	6-16	63	50	16	84	110	SC16	1.64
	HPC20-110	6-20	63	51.5	20	84	110	SC20	1.70
	HPC25-110	6-25	63	61	25	84	110	SC25	1.99
	HPC25-145	6-25	63	61	25	119	145	SC25	2.76
	HPC32-110	6-32	63	70.5	32	84	110	SC32	2.20
HSK100A-	HPC16-85	6-16	100	50	16	56	85	SC16	2.66
	HPC16-115	6-16	100	50	16	86	115	SC16	3.05
	HPC20-105	6-20	100	51.5	20	76	105	SC20	4.10
	HPC25-95	6-25	100	61	25	66	95	SC25	3.11
	HPC25-115	6-25	100	61	25	86	115	SC25	3.45
	HPC25-125	6-25	100	61	25	96	125	SC25	3.68
	HPC25-150	6-25	100	61	25	121	150	SC32	4.23
	HPC32-105	6-32	100	70.5	32	76	105	SC32	4.90
	HPC32-135	6-32	100	70.5	32	106	135	SC32	5.80
	HPC32-165	6-32	100	70.5	32	136	165	SC32	6.70
	HPC42-115	6-42	100	86	42	86	115	SC42	5.50

注：报价时含扳手，筒夹需单独订购。
Notice:Wrench is included,while collet shall be ordered separately.

特点 / Feature

■动平衡设定: G6.3；15,000 rpm。
■3D处径向跳动≤0.01mm。

■Balanced: G6.3; 15,000 rpm;
■Runout (X3D): ≤ 0.01 mm.

SLN

HSK-A-SLN Side-lock Holder
HSK-A-SLN侧固式刀柄



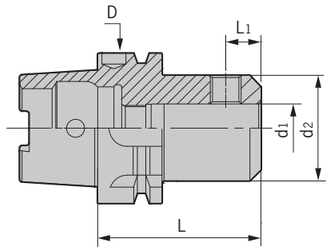

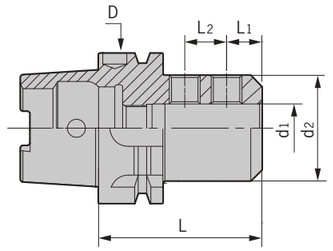

型号 Specification		图示 Figure	D	d1	d2	L	L1	L2	侧面压紧螺钉 Side-lock screw	重量 Weight
HSK50A-	SLN6-65	A	50	6	25	65	18	-	M060U100	0.70
	SLN8-65	A	50	8	28	65	18	-	M080U100	0.80
	SLN10-65	A	50	10	35	65	20	-	M100U120	0.80
	SLN12-80	A	50	12	41.5	80	22.5	-	M120U160	1.20
	SLN16-80	A	50	16	48	80	24	-	M140U160	1.30
	SLN20-80	A	50	20	52	80	25	-	M160U160	1.50
HSK63A-	SLN6-65	A	63	6	25	65	18	-	M060U100	0.90
	SLN6-100	A	63	6	25	100	18	-	M060U100	1.30
	SLN8-65	A	63	8	28	65	18	-	M080U100	1.00
	SLN8-100	A	63	8	28	100	18	-	M080U100	1.40
	SLN10-65	A	63	10	35	65	20	-	M100U120	1.00
	SLN10-100	A	63	10	35	100	20	-	M100U120	1.50
	SLN12-80	A	63	12	42	80	22.5	-	M120U160	1.70
	SLN12-120	A	63	12	42	120	22.5	-	M120U160	2.00
	SLN16-80	A	63	16	48	80	24	-	M140U160	1.70
	SLN16-120	A	63	16	48	120	24	-	M140U160	2.10
	SLN20-80	A	63	20	52	80	25	-	M160U160	1.80
	SLN20-120	A	63	20	52	120	25	-	M160U160	2.40
	SLN25-110	B	63	25	65	110	24	25	M180Z200P	2.50
	SLN25-160	B	63	25	65	160	24	25	M180Z200P	2.65
	SLN32-110	B	63	32	72	110	24	28	M200Z200P	2.70
	SLN32-160	B	63	32	72	160	24	28	M200Z200P	3.00
HSK100A-	SLN6-80	A	100	6	25	80	18	-	M060U100	3.00
	SLN6-130	A	100	6	25	130	18	-	M060U100	3.20
	SLN8-80	A	100	8	28	80	18	-	M080U100	3.20
	SLN8-130	A	100	8	28	130	18	-	M080U100	3.40
	SLN10-80	A	100	10	35	80	20	-	M100U120	3.40
	SLN10-130	A	100	10	35	130	20	-	M100U120	3.70
	SLN12-80	A	100	12	42	80	22.5	-	M120U160	3.40
	SLN12-130	A	100	12	42	130	22.5	-	M120U160	3.70
	SLN16-100	A	100	16	48	100	24	-	M140U160	3.80
	SLN16-160	A	100	16	48	160	24	-	M140U160	4.10
	SLN20-100	A	100	20	52	100	25	-	M160U160	3.90
	SLN20-160	A	100	20	52	160	25	-	M160U160	3.80
	SLN25-100	B	100	25	65	100	24	25	M180Z200P	4.00
	SLN25-160	B	100	25	65	160	24	25	M180Z200P	4.40
	SLN32-100	B	100	32	72	100	24	28	M200Z200P	4.10
	SLN32-160	B	100	32	72	160	24	28	M200Z200P	4.50

注：扳手需单独订购。
Notice: Wrenchs shall be ordered separately.

SLNB/MTA

HSK-A-SLNB Side-lock Holder
HSK-A-SLNB侧固式刀柄



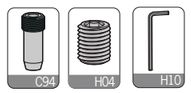

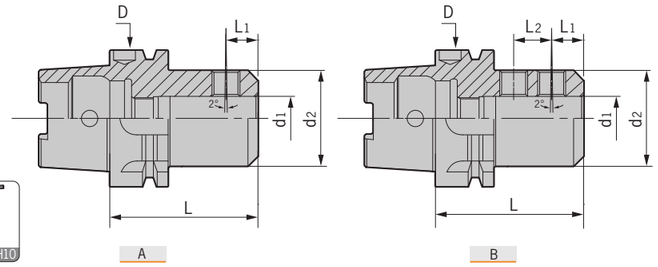

型号 Specification		图示 Figure	D	d1	d2	L	L1	L2	侧面压紧螺钉 Side-lock screw	重量 Weight
HSK63A-	SLNB6-80	A	63	6	25	80	18	-	M060U100	0.90
	SLNB8-80	A	63	8	28	80	18	-	M080U100	1.00
	SLNB10-80	A	63	10	35	80	20	-	M100U120	1.00
	SLNB12-90	A	63	12	42	90	22.5	-	M120U140	1.70
	SLNB16-100	A	63	16	48	100	24	-	M140U160	1.70
	SLNB20-100	A	63	20	52	100	25	-	M160U160	1.80
	SLNB25-110	B	63	25	65	110	24	22	M180Z200P	2.50
	SLNB32-110	B	63	32	72	110	24	24	M200Z180P	2.70
HSK100A-	SLNB6-90	A	100	6	25	90	18	-	M060U080	3.00
	SLNB8-90	A	100	8	28	90	18	-	M080U080	3.20
	SLNB10-90	A	100	10	35	90	20	-	M100U120	3.40
	SLNB12-100	A	100	12	42	100	22.5	-	M120U140	3.40
	SLNB16-100	A	100	16	48	100	24	-	M140U160	3.80
	SLNB20-110	A	100	20	52	110	25	-	M160U250	3.90
	SLNB25-120	B	100	25	65	120	24	22	M180Z200P	4.00
	SLNB32-120	B	100	32	72	120	24	24	M200Z200P	4.10

注：报价时含扳手，筒夹需单独订购。
Notice:Wrenchs shall be ordered separately.

HSK-A-MTA Morse Taper Adapter
HSK-A-MTA莫式锥套刀柄（钻头套筒）





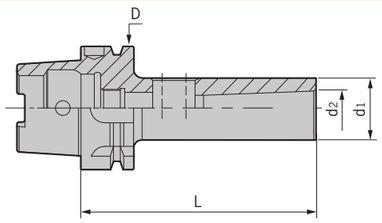

型号 Specification		D	d1	d2	L	重量 Weight
HSK50A-	MTA1-100	50	25	12.065	100	1.50
	MTA2-120	50	32	17.780	120	1.80
	MTA3-140	50	40	23.825	140	1.90
HSK63A-	MTA1-100	63	25	12.065	100	1.90
	MTA2-120	63	32	17.780	120	2.00
	MTA3-140	63	40	23.825	140	2.20
	MTA4-160	63	48	31.267	160	2.50
HSK100A-	MTA1-110	100	25	12.065	110	3.40
	MTA2-120	100	32	17.780	120	3.80
	MTA3-150	100	40	23.825	150	4.00
	MTA4-170	100	48	31.267	170	4.60
	MTA5-200	100	63	44.299	200	5.20

SPU/FMB

HSK-A-SPU Drill Chuck Holder
HSK-A-SPU直结式钻夹头刀柄



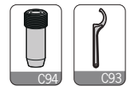

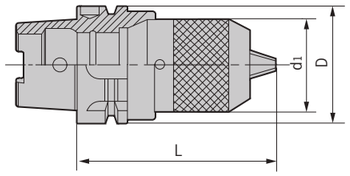

型号 Specification		D	d1	d2	L	重量 Weight
HSK50A-	SPU8-120	50	37	8	120	1.61
HSK63A-	SPU13-150	63	50	13	150	2.65
	SPU16-155	63	57	16	155	3.12
HSK100A-	SPU13-155	100	50	13	155	4.23
	SPU16-160	100	57	16	160	4.55

注：报价时含扳手。
Notice:Wrench is included.

特点 / Feature

■3D处径向跳动≤0.05mm。

■Runout (X3D): ≤ 0.05 mm.

HSK-A-FMB Face Mill Holder
HSK-A-FMB平面铣刀柄



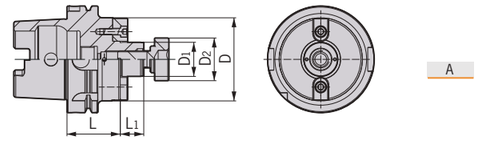

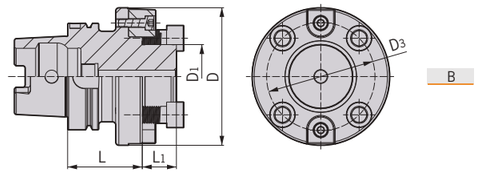

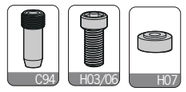

型号 Specification		图示 Figure	D	D1	D2	D3	L	L1	刀盘锁紧螺钉 Locking screw for cutter	垫圈 Washer	出水孔 Water hole	重量 Weight
HSK50A-	FMB22C-60	A	48	22	16	-	60	18	E100U300	-	√	0.90
HSK63A-	FMB16C-100	A	35	16	13	-	100	16	E080U300	-	√	1.80
	FMB22C-50	A	48	22	16	-	50	18	E100U300	-	√	1.00
	FMB22C-100	A	48	22	16	-	100	18	E100U300	-	√	1.70
	FMB27C-60	A	60	27	33	-	60	20	E120U300	FM-1	√	1.50
	FMB27C-100	A	60	27	33	-	100	20	E120U300	FM-1	√	2.30
	FMB32C-60	A	78	32	40	-	60	22	E160U350	FM-2	√	1.90
	FMB40C-60	A	85	40	50	-	60	25	E200Z350-50	-	√	2.20
HSK100A-	FMB22C-50	A	48	22	16	-	50	18	E100U300	-	√	2.30
	FMB22C-100	A	48	22	16	-	100	18	E100U300	-	√	3.00
	FMB27C-50	A	60	27	33	-	50	20	E120U300	FM-1	√	2.70
	FMB27C-100	A	60	27	33	-	100	20	E120U300	FM-1	√	3.60
	FMB32C-50	A	78	32	40	-	50	22	E160U350	FM-2	√	3.00
	FMB32C-100	A	78	32	40	-	100	22	E160U350	FM-2	√	4.90
	FMB40C-60	A	85	40	50	-	60	25	E200Z350-50	-	√	3.80
	FMB40F-75	B	89	40	-	66.7	75	25	E120U450	-	-	4.60
	FMB60F-70	B	129	60	-	101.6	70	32	E160U500	-	-	6.30

DSC

HSK-A-DSC Side Cutter Holder
HSK-A-DSC 侧铣刀柄



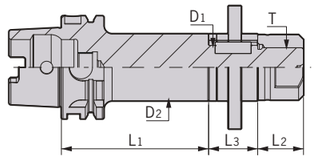



型号 Specification		L_1	L_2	L_3	D_1	D_2	K	H	T	重量 Weight
HSK63A-	DSC22-90	90	22	30	22	34	6	24.3	M20*1.5P	1.45
	DSC22-135	135	22	30	22	34	6	24.3	M20*1.5P	1.77
	DSC27-90	90	28	30	27	41	7	30	M24*1.5P	1.87
	DSC27-135	135	28	30	27	41	7	30	M24*1.5P	2.33
	DSC32-90	90	32	30	32	47	8	35.5	M30*1.5P	2.32
	DSC32-135	135	32	30	32	47	8	35.5	M30*1.5P	2.93
HSK100A-	DSC22-90	90	22	30	22	34	6	24.3	M20*1.5P	2.78
	DSC22-135	135	22	30	22	34	6	24.3	M20*1.5P	3.10
	DSC27-90	90	28	30	27	41	7	30	M24*1.5P	3.19
	DSC27-135	135	28	30	27	41	7	30	M24*1.5P	3.66
	DSC32-90	90	32	30	32	47	8	35.5	M30*1.5P	3.65
	DSC32-135	135	32	30	32	47	8	35.5	M30*1.5P	4.26
	DSC40-90	90	40	30	40	55	10	43.7	M36*2.0P	4.40
	DSC40-135	135	40	30	40	55	10	43.7	M36*2.0P	5.24

DHP

BT-DHP Hydraulic Chuck
BT-DHP 液压刀柄

NEW



MAX 30,000 min^{-1}

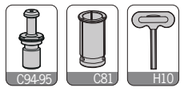

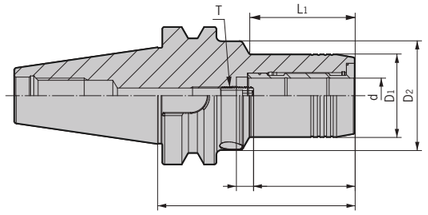

型号 Specification		d	D_1	D_2	L	H	V	L_1	T	适用筒夹 Suit collet	重量 Weight
BT30-	DHP6-70	6	28	45	70	27.5	10	28	M050Z150-D	-	0.70
	DHP8-70	8	30	45	70	27.5	10	28	M060Z150-D	-	0.70
	DHP10-75	10	32	45	75	32.5	10	38	M060Z150-D	-	0.75
	DHP12-75	12	34	45	75	37.5	10	36	M060Z150-D	D12/OD12	0.75
	DHP14-85	14	36	45	85	37.5	10	44	M060Z150-D	-	0.80
	DHP16-90	16	38	45	90	42.5	10	48	M080Z150P-D	-	0.90
	DHP18-90	18	41	45	90	42.5	10	48	M080Z150P-D	-	0.95
	DHP20-90	20	43	-	90	42.5	10	-	M080Z150P-D	D20/OD20	0.95
BT40-	DHP6-65	6	28	50	65	27.5	10	23	M050Z150-D	-	1.25
	DHP6-90	6	28	50	90	27.5	10	44	M050Z150-D	-	1.40
	DHP6-140	6	28	50	140	27.5	10	44	M050Z150-D	-	2.15
	DHP8-65	8	30	50	65	27.5	10	23	M060Z150-D	-	1.25
	DHP8-90	8	30	50	90	27.5	10	39	M060Z150-D	-	1.50
	DHP8-140	8	30	50	140	27.5	10	44	M060Z150-D	-	2.20
	DHP10-65	10	32	50	65	32.5	10	23	M060Z150-D	-	1.25
	DHP10-90	10	32	50	90	32.5	10	44	M060Z150-D	-	1.45
	DHP10-140	10	32	50	140	32.5	10	44	M060Z150-D	-	2.20
	DHP12-65	12	34	50	65	37.5	10	23	M060Z150-D	D12/OD12	1.25
	DHP12-90	12	34	50	90	37.5	10	44	M060Z150-D	D12/OD12	1.45
	DHP12-140	12	34	50	140	37.5	10	44	M060Z150-D	D12/OD12	2.20
	DHP14-65	14	36	50	65	37.5	10	23	M060Z150-D	-	1.25
	DHP14-90	14	36	50	90	37.5	10	44	M060Z150-D	-	1.50
	DHP14-140	14	36	50	140	37.5	10	44	M060Z150-D	-	2.25
	DHP16-65	16	38	50	65	42.5	10	23	M080Z150P-D	-	1.25
	DHP16-90	16	38	50	90	42.5	10	48	M080Z150P-D	-	1.50
	DHP16-140	16	38	50	140	42.5	10	48	M080Z150P-D	-	2.25
	DHP18-75	18	41	50	75	42.5	10	30	M080Z150P-D	-	1.40
	DHP18-90	18	41	50	90	42.5	10	48	M080Z150P-D	-	1.55
	DHP18-140	18	41	50	140	42.5	10	48	M080Z150P-D	-	2.30
	DHP20-75	20	43	50	75	42.5	10	30	M080Z150P-D	D20/OD20	1.40
	DHP20-90	20	43	50	90	42.5	10	48	M080Z150P-D	D20/OD20	1.55
	DHP20-140	20	43	50	140	42.5	10	48	M080Z150P-D	D20/OD20	2.30
	DHP25-100	25	57	50	100	51	10	73	M160Z150P-D	-	2.10
	DHP25-135	25	57	50	135	51	10	108	M160Z150P-D	-	2.80
	DHP32-105	32	57	61	105	55	10	45	M160Z150P-D	D32/OD32	2.05
	DHP32-135	32	57	61	135	55	10	78	M160Z150P-D	D32/OD32	2.60

转下页
See next page

DHP

BT-DHP Hydraulic Chuck
BT-DHP 液压刀柄

NEW



MAX 30,000 min⁻¹

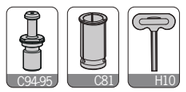

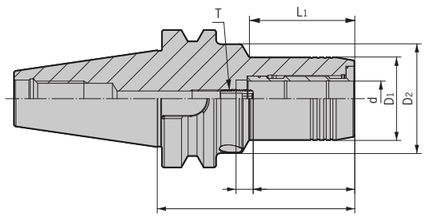

	型号 Specification	d	D1	D2	L	H	V	L1	T	适用筒夹 Suit collet	重量 Weight
BT50-	DHP6-90	6	28	50	90	27.5	10	32	M050Z150-D	-	3.95
	DHP6-120	6	28	50	120	27.5	10	44	M050Z150-D	-	4.20
	DHP6-140	6	28	50	140	27.5	10	44	M050Z150-D	-	4.55
	DHP8-90	8	30	50	90	27.5	10	32	M060Z150-D	-	3.95
	DHP8-120	8	30	50	120	27.5	10	40	M060Z150-D	-	4.20
	DHP8-140	8	30	50	140	27.5	10	44	M060Z150-D	-	4.55
	DHP10-90	10	32	50	90	32.5	10	32	M060Z150-D	-	3.95
	DHP10-120	10	32	50	120	32.5	10	44	M060Z150-D	-	4.30
	DHP10-140	10	32	50	140	32.5	10	44	M060Z150-D	-	4.55
	DHP12-90	12	34	50	90	37.5	10	32	M060Z150-D	D12/OD12	4.05
	DHP12-120	12	34	50	120	37.5	10	44	M060Z150-D	D12/OD12	4.35
	DHP12-140	12	34	50	140	37.5	10	44	M060Z150-D	D12/OD12	4.65
	DHP14-90	14	36	50	90	37.5	10	32	M060Z150-D	-	4.00
	DHP14-120	14	36	50	120	37.5	10	44	M060Z150-D	-	4.35
	DHP14-140	14	36	50	140	37.5	10	44	M060Z150-D	-	4.60
	DHP16-90	16	38	50	90	42.5	10	32	M080Z150P-D	-	4.00
	DHP16-120	16	38	50	120	42.5	10	48	M080Z150P-D	-	4.30
	DHP16-140	16	38	50	140	42.5	10	48	M080Z150P-D	-	4.65
	DHP18-90	18	41	50	90	42.5	10	32	M080Z150P-D	-	4.10
	DHP18-120	18	41	50	120	42.5	10	48	M080Z150P-D	-	4.30
	DHP18-140	18	41	50	140	42.5	10	48	M080Z150P-D	-	4.65
	DHP20-90	20	43	50	90	42.5	10	32	M080Z150P-D	D20/OD20	4.05
	DHP20-120	20	43	50	120	42.5	10	48	M080Z150P-D	D20/OD20	4.40
	DHP20-140	20	43	50	140	42.5	10	48	M080Z150P-D	D20/OD20	4.65
	DHP25-105	25	57	-	105	51	10	67	M160Z150P-D	-	4.55
	DHP25-150	25	57	-	150	51	10	112	M160Z150P-D	-	5.35
	DHP32-115	32	63	-	115	55	10	77	M160Z150P-D	D32/OD32	4.85
	DHP32-150	32	63	-	150	55	10	112	M160Z150P-D	D32/OD32	5.60

注：报价时含扳手，筒夹需单独订购。
Notice:Wrench is included,while collet shall be ordered separately.

特点 / Feature

■DHP刀具系列用途高转速、高精密切削加工，切削效果佳。
■动平衡设定: G2.5；20,000 rpm。
■3D处径向跳动≤0.003 mm。

■For high-speed and high precision cutting;
■Balanced: G2.5; 20,000 rpm;
■Runout (X3D): ≤0.003 mm.

DHP

BT-DHP Super Slim Hydraulic Chuck
BT-DHP 超细长液压刀柄

NEW



MAX 30,000 min⁻¹

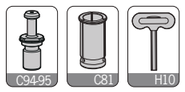

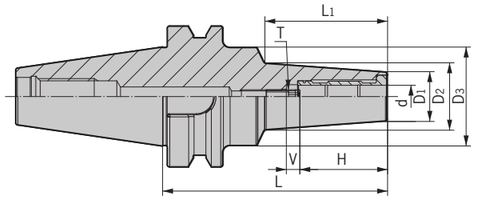

	型号 Specification	d	D1	D2	D3	H	V	L	L1	T	适用筒夹 Suit collet	重量 Weight
BT30-	DHP6S-120	6	16	23.9	45	27.5	10	120	78	M050Z150-D	-	1.00
	DHP8S-120	8	18	25.9	45	27.5	10	120	78	M060Z150-D	-	1.00
	DHP10S-120	10	20	28	45	32.5	10	120	79	M060Z150-D	-	1.00
	DHP12S-120	12	22	30	45	37.5	10	120	79	M060Z150-D	D12/OD12	1.00
	DHP14S-120	14	24	32.1	45	37.5	10	120	80	M060Z150-D	-	1.10
	DHP16S-120	16	26	34.1	45	42.5	10	120	80	M060Z150-D	-	1.10
	DHP18S-120	18	29	37.2	45	42.5	10	120	81	M060Z150-D	-	1.10
	DHP20S-120	20	31	39.2	45	42.5	10	120	81	M060Z150-D	D20/OD20	1.10
BT40-	DHP6S-130	6	16	24.2	50	27.5	10	130	81	M050Z150-D	-	1.50
	DHP8S-130	8	18	26.2	50	27.5	10	130	81	M060Z150-D	-	1.50
	DHP10S-130	10	20	28.3	50	32.5	10	130	82	M060Z150-D	-	1.50
	DHP12S-130	12	22	30.4	50	37.5	10	130	82	M060Z150-D	D12/OD12	1.50
	DHP14S-130	14	24	32.4	50	37.5	10	130	83	M060Z150-D	-	1.60
	DHP16S-130	16	26	34.4	50	42.5	10	130	83	M080Z150P-D	-	1.60
	DHP18S-130	18	29	37.5	50	42.5	10	130	84	M080Z150P-D	-	1.60
	DHP20S-130	20	31	39.5	50	42.5	10	130	84	M080Z150P-D	D20/OD20	1.60

注：报价时含扳手，筒夹需单独订购。
Notice:Wrench is included,while collet shall be ordered separately.

特点 / Feature

■DHP刀具系列用途高转速、高精密切削加工，切削效果佳。
■动平衡设定: G2.5；25,000 rpm。
■3D处径向跳动≤0.003 mm。

■For high-speed and high precision cutting;
■Balanced: G2.5; 25,000 rpm;
■Runout (X3D): ≤0.003 mm.

SF

BT-SF Shrink Fit Holder
BT-SF 烧结式热装刀柄（一体式）



MAX 50,000 min⁻¹



NEW

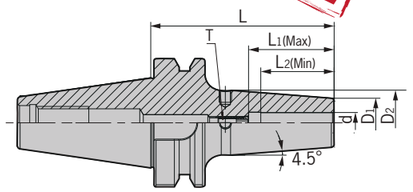

型号 Specification		d	D1	D2	L	L1 (Max)	L2 (Min)	T	重量 Weight
BT30-	SF3-80	3	10	16	80	-	9	-	0.35
	SF4-80	4	10	16	80	-	12	-	0.40
	SF5-80	5	10	16	80	-	15	-	0.43
	SF6-80	6	21	27	80	36	26	M050Z150-D	0.45
	SF8-80	8	21	27	80	36	26	M060Z150-D	0.50
	SF10-80	10	24	32	80	42	32	M060Z150-D	0.55
	SF12-80	12	24	32	80	47	37	M060Z150-D	0.62
	SF14-80	14	27	34	80	47	37	M060Z150-D	0.65
	SF16-80	16	27	34	80	50	40	M080Z150-P-D	0.68
	SF18-80	18	33	42	80	50	40	M080Z150-P-D	0.71
	SF20-90	20	33	42	90	52	42	M080Z150-P-D	0.75
BT40-	SF3-90	3	10	16	90	-	9	-	1.00
	SF4-90	4	10	16	90	-	12	-	1.10
	SF5-90	5	10	16	90	-	15	-	1.00
	SF6-90	6	21	27	90	36	26	M050Z150-D	1.15
	SF6-130	6	21	27	130	36	26	M050Z150-D	1.20
	SF6-160	6	21	27	160	36	26	M050Z150-D	1.40
	SF6-200	6	21	27	200	36	26	M050Z150-D	1.90
	SF8-90	8	21	27	90	36	26	M060Z150-D	1.15
	SF8-130	8	21	27	130	36	26	M060Z150-D	1.30
	SF8-160	8	21	27	160	36	26	M060Z150-D	1.50
	SF8-200	8	21	27	200	36	26	M060Z150-D	1.90
	SF10-90	10	24	32	90	42	32	M060Z150-D	1.20
	SF10-130	10	24	32	130	42	32	M060Z150-D	1.50
	SF10-160	10	24	32	160	42	32	M060Z150-D	1.80
	SF10-200	10	24	32	200	42	32	M060Z150-D	1.90
	SF12-90	12	24	32	90	47	37	M080Z150-P-D	1.30
	SF12-130	12	24	32	130	47	37	M080Z150-P-D	1.60
	SF12-160	12	24	32	160	47	37	M080Z150-P-D	1.80
	SF12-200	12	24	32	200	47	37	M080Z150-P-D	2.00
	SF14-90	14	27	34	90	47	37	M080Z150-P-D	1.30
	SF14-130	14	27	34	130	47	37	M080Z150-P-D	1.60
	SF14-160	14	27	34	160	47	37	M080Z150-P-D	1.80
	SF14-200	14	27	34	200	47	37	M080Z150-P-D	2.00
	SF16-90	16	27	34	90	50	40	M080Z150-P-D	1.40
	SF16-130	16	27	34	130	50	40	M080Z150-P-D	1.70
	SF16-160	16	27	34	160	50	40	M080Z150-P-D	1.95
	SF16-200	16	27	34	200	50	40	M080Z150-P-D	2.20
	SF18-90	18	33	42	90	50	40	M080Z150-P-D	1.50
	SF18-130	18	33	42	130	50	40	M080Z150-P-D	1.80
	SF18-160	18	33	42	160	50	40	M080Z150-P-D	2.00
	SF18-200	18	33	42	200	50	40	M080Z150-P-D	2.30
	SF20-90	20	33	42	90	52	42	M080Z150-P-D	1.55

转下页
See next page

SF

BT-SF Shrink Fit Holder
BT-SF 烧结式热装刀柄（一体式）



MAX 50,000 min⁻¹



NEW

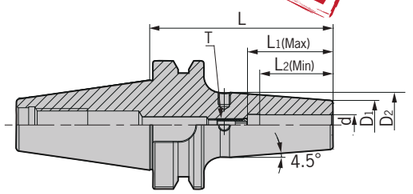

型号 Specification		d	D1	D2	L	L1 (Max)	L2 (Min)	T	重量 Weight
BT40-	SF20-130	20	33	42	130	52	42	M080Z150-P-D	1.85
	SF20-160	20	33	42	160	52	42	M080Z150-P-D	2.05
	SF20-200	20	33	42	200	52	42	M080Z150-P-D	2.35
	SF25-100	25	44	53	100	58	48	M160Z150-P-D	1.65
	SF25-130	25	44	53	130	58	48	M160Z150-P-D	1.90
	SF25-160	25	44	53	160	58	48	M160Z150-P-D	2.20
	SF25-200	25	44	53	200	58	48	M160Z150-P-D	2.50
	SF32-100	32	44	53	100	58	48	M160Z150-P-D	2.00
	SF32-130	32	44	53	130	58	48	M160Z150-P-D	2.30
	SF32-160	32	44	53	160	58	48	M160Z150-P-D	2.60
BT50-	SF6-100	6	21	27	100	36	26	M050Z150-D	3.70
	SF6-130	6	21	27	130	36	26	M050Z150-D	3.80
	SF6-160	6	21	27	160	36	26	M050Z150-D	3.88
	SF6-200	6	21	27	200	36	26	M050Z150-D	4.00
	SF8-100	8	21	27	100	36	26	M060Z150-D	3.60
	SF8-130	8	21	27	130	36	26	M060Z150-D	3.70
	SF8-160	8	21	27	160	36	26	M060Z150-D	3.90
	SF8-200	8	21	27	200	36	26	M060Z150-D	4.00
	SF10-100	10	24	32	100	42	32	M060Z150-D	3.65
	SF10-130	10	24	32	130	42	32	M060Z150-D	3.78
	SF10-160	10	24	32	160	42	32	M060Z150-D	4.00
	SF10-200	10	24	32	200	42	32	M060Z150-D	4.15
	SF12-100	12	24	32	100	47	37	M080Z150-P-D	3.70
	SF12-130	12	24	32	130	47	37	M080Z150-P-D	3.80
	SF12-160	12	24	32	160	47	37	M080Z150-P-D	4.10
	SF12-200	12	24	32	200	47	37	M080Z150-P-D	4.25
	SF14-100	14	27	34	100	47	37	M080Z150-P-D	3.70
	SF14-130	14	27	34	130	47	37	M080Z150-P-D	3.80
	SF14-160	14	27	34	160	47	37	M080Z150-P-D	4.10
	SF14-200	14	27	34	200	47	37	M080Z150-P-D	4.25
	SF16-100	16	27	34	100	50	40	M080Z150-P-D	3.75
	SF16-130	16	27	34	130	50	40	M080Z150-P-D	3.88
	SF16-160	16	27	34	160	50	40	M080Z150-P-D	4.20
	SF16-200	16	27	34	200	50	40	M080Z150-P-D	4.50
	SF18-100	18	33	42	100	50	40	M080Z150-P-D	3.75
	SF18-130	18	33	42	130	50	40	M080Z150-P-D	3.88
	SF18-160	18	33	42	160	50	40	M080Z150-P-D	4.20
	SF18-200	18	33	42	200	50	40	M080Z150-P-D	4.50
	SF20-100	20	33	42	100	52	42	M080Z150-P-D	3.80
	SF20-130	20	33	42	130	52	42	M080Z150-P-D	4.00
	SF20-160	20	33	42	160	52	42	M080Z150-P-D	4.30
	SF20-200	20	33	42	200	52	42	M080Z150-P-D	4.60

转下页
See next page

SF/DSF

BT-SF Shrink Fit Holder
BT-SF 烧结式热装刀柄（一体式）

型号 Specification		d	D_1	D_2	L	L_1 (Max)	L_2 (Min)	T	重量 Weight
BT50-	SF25-100	25	44	53	100	58	48	M160Z150-P-D	3.82
	SF25-130	25	44	53	130	58	48	M160Z150-P-D	4.05
	SF25-160	25	44	53	160	58	48	M160Z150-P-D	4.33
	SF25-200	25	44	53	200	58	48	M160Z150-P-D	4.65
	SF32-100	32	44	53	100	58	48	M160Z150-P-D	4.00
	SF32-130	32	44	53	130	58	48	M160Z150-P-D	4.40
	SF32-160	32	44	53	160	58	48	M160Z150-P-D	4.70
	SF32-200	32	44	53	200	58	48	M160Z150-P-D	5.00

特 点 / Feature

■动平衡设定: G2.5; 25,000 rpm。
■3D处径向跳动≤0.003 mm。

■Balanced: G2.5; 25,000 rpm;
■Runout (X3D): ≤0.003 mm.

BT-DSF Shrink Fit Holder
BT-DSF 烧结式热装刀柄（分体式）

NEW



MAX 50,000 min⁻¹

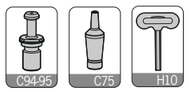

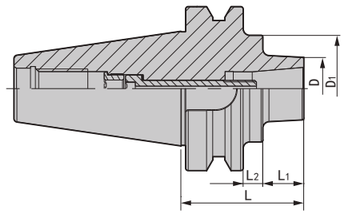

型号 Specification		D	D_1	L_1	L_2	L	拉紧螺钉 Tension screw	止动螺母 Stop nut	T型扳手 Wrench	重量 Weight
BT30-	DSF12-60	38	-	13	-	60	E100Z300	ZD12-1	T06	0.40
BT40-	DSF12-50	38	-	18	-	50	E100Z300	ZD12-1	T06	1.10
	DSF12-75	38	-	48	-	75	E100Z300	ZD12-1	T06-L	1.40
	DSF12-135	41	-	108	-	135	E100Z300	ZD12-1	T06-L	2.20
BT50-	DSF12-75	38	65	25	12	75	E100Z400	ZD12-1	T06-L	4.00
	DSF12-105	41	65	55	12	105	E100Z700	ZD12-1	T06-L	4.40
	DSF12-135	41	65	85	12	135	E100Z100	ZD12-1	T06-L	4.70

注：报价时含扳手。
Notice:Wrench is included.

特 点 / Feature

■动平衡设定: G2.5; 25,000 rpm。
■3D处径向跳动≤0.003 mm。

■Balanced: G2.5; 25,000 rpm;
■Runout (X3D): ≤0.003 mm.

DC

BT-DC Precision Slim Collet Chuck
BT-DC 小径精密筒夹刀柄



MAX 50,000 min⁻¹

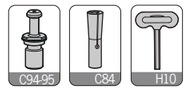

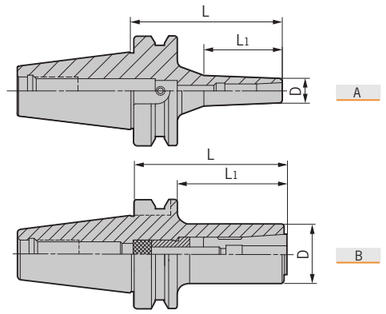

型号 Specification		图示 Figure	D	L_1	L	适用筒夹 Suit collet	拉紧螺钉 Tension screw	止动螺母 Stop nut	扳手 Wrench	重量 Weight
BT30-	DC6-60	A	14	26	60	DC6	E050U350	ZD6-1	T04	0.90
	DC6-90	A	14	50	90	DC6	E050U650	ZD6-1	T04	1.10
	DC12-70	B	34	48	70	DC12	E100U350	ZD12-1	T08-L	0.60
BT40-	DC6-60	A	14	26	60	DC6	E050U450	ZD6-1	T04-L	1.02
	DC6-90	A	14	45	90	DC6	E050U450	ZD6-1	T04-L	1.05
	DC6-120	A	14	60	120	DC6	E050U800	ZD6-1	T04-L	1.08
	DC6-150	A	14	76	150	DC6	E050U1300	ZD6-1	T04-L	1.11
	DC8-90	A	22	53	90	DC8	E060U600	ZD8-1	T05-L	1.10
	DC8-120	A	22	65	120	DC8	E060U900	ZD8-1	T05-L	1.40
	DC10-90	B	28	63	90	DC10	E080U300	ZD10-2	T06-L	1.20
	DC10-120	A	28	60	120	DC10	E080U850	ZD10-1	T06-L	1.57
	DC12-70	B	34	43	70	DC12	E100U350	ZD12-1	T08-L	1.08
	DC12-90	B	34	63	90	DC12	E100U350	ZD12-1	T08-L	1.28
	DC12-120	B	34	93	120	DC12	E100U350	ZD12-1	T08-L	1.49
	DC12-150	B	34	123	150	DC12	E100U350	ZD12-1	T08-L	1.80
BT50-	DC10-110	A	28	57	110	DC10	E080U800	ZD12-1	T06-L	4.20
	DC10-150	A	28	75	150	DC10	E080U1200	ZD12-1	T06-L	4.32
	DC12-110	B	34	72	110	DC12	E100U350	ZD12-1	T08-L	4.70
	DC12-150	A	34	80	150	DC12	E100U1200	ZD12-1	T08-L	5.01

注：报价时含扳手，筒夹需单独订购。
Notice:Wrench is included,while collet shall be ordered separately.

特 点 / Feature

■动平衡设定: G2.5；30,000 rpm。
■3D处径向跳动≤0.003 mm。

■Balanced: G2.5; 30,000 rpm;
■Runout (X3D): ≤0.003 mm.

GSK

BT-GSK High Precision Collet Chuck
BT-GSK 高速精密筒夹刀柄



MAX 45,000 min⁻¹

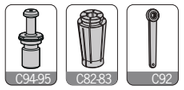

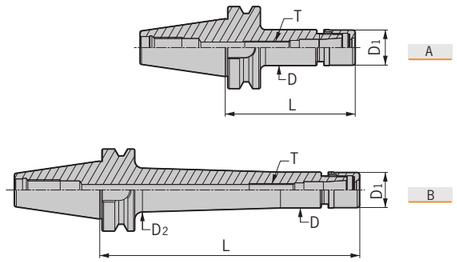

型号 Specification		图示 Figure	D	D1	D2	L	T	适用筒夹 Suit collet	重量 Weight
BT30-	GSK6-70	A	20	19.5	-	70	M060F200	DSK6	0.47
	GSK6-100	A	20	19.5	-	100	M060F200	DSK6	0.54
	GSK10-70	A	27.5	27	-	70	M100F350	DSK10	0.53
	GSK10-100	A	27.5	27	-	100	M100F350	DSK10	0.66
	GSK16-70	A	40.5	40	-	70	M160F200	DSK16	0.64
	GSK16-100	A	40.5	40	-	100	M160F400	DSK16	0.90
	GSK16-120	A	40.5	40	-	120	M160F400	DSK16	1.08
	GSK16-150	A	40.5	40	-	150	M160F400	DSK16	1.35
	GSK20-70	A	48.5	48	-	70	M160F200	DSK20	0.75
	GSK20-100	A	48.5	48	-	100	M160F200	DSK20	1.14
	GSK25-100	A	55	55	-	100	M200F200-P2	DSK25	1.23
BT40-	GSK6-70	A	20	19.5	-	70	M060F200	DSK6	1.06
	GSK6-100	A	20	19.5	-	100	M060F200	DSK6	1.13
	GSK6-120	A	20	19.5	-	120	M060F200	DSK6	1.18
	GSK6-150L	B	20	19.5	26.4	150	M060F200	DSK6	1.31
	GSK10-70	A	27.5	27	-	70	M100F200	DSK10	1.10
	GSK10-100	A	27.5	27	-	100	M100F350	DSK10	1.23
	GSK10-120	A	27.5	27	-	120	M100F350	DSK10	1.32
	GSK10-150	A	27.5	27	-	150	M100F350	DSK10	1.44
	GSK10-200L	B	27.5	27	33.7	200	M100F350	DSK10	1.79
	GSK16-70	A	40.5	40	-	70	M160F200	DSK16	1.18
	GSK16-100	A	40.5	40	-	100	M160F400	DSK16	1.45
	GSK16-120	A	40.5	40	-	120	M160F400	DSK16	1.62
	GSK16-150	A	40.5	40	-	150	M160F400	DSK16	1.89
	GSK16-200L	B	40.5	40	45.7	200	M160F400	DSK16	2.49
	GSK20-70	A	48.5	48	-	70	M160F200	DSK20	1.28
	GSK20-100	A	48.5	48	-	100	M160F400	DSK20	1.68
	GSK20-120	A	48.5	48	-	120	M160F400	DSK20	1.94
	GSK20-150	A	48.5	48	-	150	M160F400	DSK20	2.34
	GSK20-200L	B	48.5	48	55.7	200	M160F400	DSK20	3.16
	GSK25-100	A	55	55	-	100	M200F200-P2	DSK25	1.74
	GSK25-120	A	55	55	-	120	M200F400-P2	DSK25	2.07
	GSK25-150	A	55	55	-	150	M200F400-P2	DSK25	2.57
	GSK25-200L	B	55	55	59.9	200	M200F400-P2	DSK25	3.49
BT50-	GSK10-105	A	27.5	27	-	105	M100F350	DSK10	3.79
	GSK10-135	A	27.5	27	-	135	M100F350	DSK10	3.92
	GSK10-165	A	27.5	27	-	165	M100F350	DSK10	4.05
	GSK10-200L	B	27.5	27	35.2	200	M100F350	DSK10	4.32

转下页
See next page

GSK/DSK

BT-GSK High Precision Collet Chuck
BT-GSK 高速精密筒夹刀柄

型号 Specification		图示 Figure	D	D1	D2	L	T	适用筒夹 Suit collet	重量 Weight
BT50-	GSK16-100	A	40.5	40	-	100	M160F400	DSK16	3.97
	GSK16-125	A	40.5	40	-	125	M160F400	DSK16	4.19
	GSK16-150	A	40.5	40	-	150	M160F400	DSK16	4.41
	GSK16-200L	B	40.5	40	48.4	200	M160F400	DSK16	5.05
	GSK16-250L	B	40.5	40	48.4	250	M160F400	DSK16	5.62
	GSK20-100	A	48.5	48	-	100	M160F400	DSK20	4.13
	GSK20-125	A	48.5	48	-	125	M160F400	DSK20	4.46
	GSK20-150	A	48.5	48	-	150	M160F400	DSK20	4.78
	GSK20-200	A	48.5	48	-	200	M160F400	DSK20	5.45
	GSK20-250L	B	48.5	48	55.4	250	M160F400	DSK20	5.63
	GSK20-300L	B	48.5	48	55.4	300	M160F400	DSK20	6.41
	GSK25-100	A	55	55	-	100	M200F400-P2	DSK25	4.19
	GSK25-125	A	55	55	-	125	M200F400-P2	DSK25	4.59
	GSK25-150	A	55	55	-	150	M200F400-P2	DSK25	5.00
	GSK25-200	A	55	55	-	200	M200F400-P2	DSK25	5.83
	GSK25-250L	B	55	55	61.4	250	M200F400-P2	DSK25	6.00
	GSK25-300L	B	55	55	61.4	300	M200F400-P2	DSK25	6.97

注：“T”轴向限位螺钉、筒夹与扳手需单独另购。
Notice: “T” Axial fix screw、collets and wrenchs shall be ordered separately.

特 点 / Feature

■动平衡设定: G2.5；25,000 rpm。
■内锥面跳动≤0.003 mm。

■Balanced: G2.5; 25,000 rpm;
■TIR Runout: ≤0.003mm.

BT-DSK High Precision Collet Chuck
BT-DSK 高速精密筒夹刀柄



MAX 35,000 min⁻¹

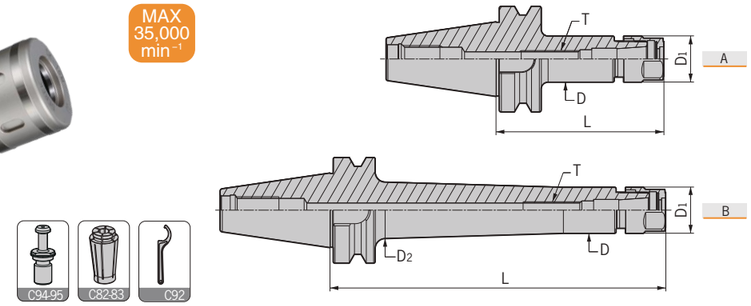

型号 Specification		图示 Figure	D	D1	D2	L	T	适用筒夹 Suit collet	重量 Weight
BT30-	DSK6-70	A	20	20	-	70	M060F200	DSK6	0.47
	DSK6-100	A	20	20	-	100	M060F200	DSK6	0.54
	DSK10-70	A	27.5	27.5	-	70	M100F350	DSK10	0.53
	DSK10-100	A	27.5	27.5	-	100	M100F350	DSK10	0.66
	DSK16-70	A	40.5	40.5	-	70	M160F200	DSK16	0.64
	DSK16-100	A	40.5	40.5	-	100	M160F400	DSK16	0.90
	DSK16-120	A	40.5	40.5	-	120	M160F400	DSK16	1.08
	DSK16-150	A	40.5	40.5	-	150	M160F400	DSK16	1.35

转下页
See next page

DSK

BT-DSK High Precision Collet Chuck
BT-DSK 高速精密筒夹刀柄

	型号 Specification	图示 Figure	D	D_1	D_2	L	T	适用筒夹 Suit collet	重量 Weight
BT30-	DSK20-70	A	48.5	48.5	-	70	M160F200	DSK20	0.75
	DSK20-100	A	48.5	48.5	-	100	M160F200	DSK20	1.14
	DSK25-100	A	55	55	-	100	M200F200-P2	DSK25	1.23
BT40-	DSK6-70	A	20	20	-	70	M060F200	DSK6	1.06
	DSK6-100	A	20	20	-	100	M060F200	DSK6	1.13
	DSK6-120	A	20	20	-	120	M060F200	DSK6	1.18
	DSK6-150L	B	20	20	26.4	150	M060F200	DSK6	1.31
	DSK10-70	A	27.5	27.5	-	70	M100F200	DSK10	1.10
	DSK10-100	A	27.5	27.5	-	100	M100F350	DSK10	1.23
	DSK10-120	A	27.5	27.5	-	120	M100F350	DSK10	1.32
	DSK10-150	A	27.5	27.5	-	150	M100F350	DSK10	1.44
	DSK10-200L	B	27.5	27.5	33.7	200	M100F350	DSK10	1.79
	DSK16-70	A	40.5	40.5	-	70	M160F200	DSK16	1.18
	DSK16-100	A	40.5	40.5	-	100	M160F400	DSK16	1.45
	DSK16-120	A	40.5	40.5	-	120	M160F400	DSK16	1.62
	DSK16-150	A	40.5	40.5	-	150	M160F400	DSK16	1.89
	DSK16-200L	B	40.5	40.5	45.7	200	M160F400	DSK16	2.49
	DSK20-70	A	48.5	48.5	-	70	M160F200	DSK20	1.28
	DSK20-100	A	48.5	48.5	-	100	M160F400	DSK20	1.68
	DSK20-120	A	48.5	48.5	-	120	M160F400	DSK20	1.94
	DSK20-150	A	48.5	48.5	-	150	M160F400	DSK20	2.34
	DSK20-200L	B	48.5	48.5	55.7	200	M160F400	DSK20	3.16
	DSK25-100	A	55	55	-	100	M200F200-P2	DSK25	1.74
	DSK25-120	A	55	55	-	120	M200F400-P2	DSK25	2.07
	DSK25-150	A	55	55	-	150	M200F400-P2	DSK25	2.57
	DSK25-200L	B	55	55	59.9	200	M200F400-P2	DSK25	3.49
BT50-	DSK10-105	A	27.5	27.5	-	105	M100F350	DSK10	3.79
	DSK10-135	A	27.5	27.5	-	135	M100F350	DSK10	3.92
	DSK10-165	B	27.5	27.5	-	165	M100F350	DSK10	4.05
	DSK10-200L	A	27.5	27.5	35.2	200	M100F350	DSK10	4.32
	DSK16-100	A	40.5	40.5	-	100	M160F400	DSK16	3.97
	DSK16-125	A	40.5	40.5	-	125	M160F400	DSK16	4.19
	DSK16-150	A	40.5	40.5	-	150	M160F400	DSK16	4.41
	DSK16-200L	B	40.5	40.5	48.4	200	M160F400	DSK16	5.05
	DSK16-250L	B	40.5	40.5	48.4	250	M160F400	DSK16	5.62
	DSK20-100	A	48.5	48.5	-	100	M160F400	DSK20	4.13
	DSK20-125	A	48.5	48.5	-	125	M160F400	DSK20	4.46
	DSK20-150	A	48.5	48.5	-	150	M160F400	DSK20	4.78
	DSK20-200	A	48.5	48.5	-	200	M160F400	DSK20	5.45
	DSK20-250L	B	48.5	48.5	55.4	250	M160F400	DSK20	5.63
	DSK20-300L	B	48.5	48.5	55.4	300	M160F400	DSK20	6.41
	DSK25-100	A	55	55	-	100	M200F400-P2	DSK25	4.19
	DSK25-125	A	55	55	-	125	M200F400-P2	DSK25	4.59
	DSK25-150	A	55	55	-	150	M200F400-P2	DSK25	5.00
	DSK25-200	A	55	55	-	200	M200F400-P2	DSK25	5.83
	DSK25-250L	B	55	55	61.4	250	M200F400-P2	DSK25	6.00
	DSK25-300L	B	55	55	61.4	300	M200F400-P2	DSK25	6.97

注：“T”轴向限位螺钉、筒夹与扳手需单独另购。
Notice: “T” Axial fix screw、collets and wrenchs shall be ordered separately.

特点 / Feature

■动平衡设定: G2.5；20,000 rpm。
■内锥面跳动≤0.003 mm。

■Balanced: G2.5; 20,000 rpm;
■TIR Runout: ≤0.003mm.

ER

BT-ER Spring Collet Chuck
BT-ER 弹性筒夹刀柄





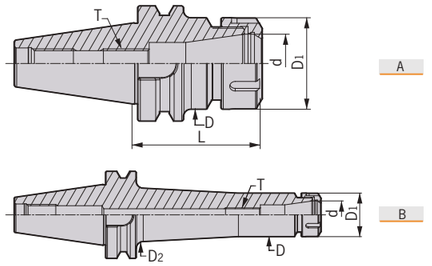

	型号 Specification	图示 Figure	D	D_1	D_2	d	L	T	重量 Weight
BT30-	ER16-70	A	28	28	-	16	70	M100F200	0.52
	ER16-100	A	28	28	-	16	100	M100F350	0.64
	ER16-120	A	28	28	-	16	120	M100F350	0.73
	ER20-70	A	34	34	-	20	70	M120F200	0.59
	ER20-100	A	34	34	-	20	100	M120F400	0.78
	ER20-135	A	34	34	-	20	135	M120F400	1.05
	ER25-70	A	42	42	-	25	70	M160F200	0.67
	ER25-100	A	42	42	-	25	100	M160F400	0.97
	ER25-135	A	42	42	-	25	135	M160F400	1.30
	ER32-70	A	50	50	-	32	70	M160F200	0.75
	ER32-100	A	50	50	-	32	100	M160F400	1.18
	ER40-95	A	63	63	-	40	95	M200F200-P2	1.21
BT40-	ER16-70	A	28	28	-	16	70	M100F350	1.10
	ER16-100	A	28	28	-	16	100	M100F350	1.19
	ER16-125	A	28	28	-	16	125	M100F350	1.30
	ER16-150	A	28	28	-	16	150	M100F350	1.44
	ER20-70	A	34	34	-	20	70	M120F200	1.22
	ER20-100	A	34	34	-	20	100	M120F400	1.33
	ER20-125	A	34	34	-	20	125	M120F400	1.50
	ER20-150	A	34	34	-	20	150	M120F400	1.66
	ER25-70	A	42	42	-	25	70	M160F200	1.22
	ER25-100	A	42	42	-	25	100	M160F400	1.49
	ER25-125	A	42	42	-	25	125	M160F400	1.71
	ER25-150	A	42	42	-	25	150	M160F400	1.97
	ER32-70	A	50	50	-	32	70	M160F200	1.27
	ER32-100	A	50	50	-	32	100	M160F400	1.70
	ER32-150	A	50	50	-	32	150	M160F400	2.39
	ER32-200	A	50	50	-	32	200	M160F400	3.12
	ER40-80	A	63	63	-	40	80	M200F200-P2	1.66
	ER40-100	A	63	63	-	40	100	M200F400-P2	2.10
	ER40-120	A	63	63	-	40	125	M200F400-P2	2.60
	ER40-150	A	63	63	-	40	150	M200F400-P2	3.30
BT50-	ER16-70	A	28	28	-	16	70	M100F350	3.72
	ER16-100	A	28	28	-	16	100	M100F350	3.85
	ER16-135	A	28	28	-	16	135	M100F350	3.95
	ER16-165	A	28	28	-	16	165	M100F350	4.04
	ER20-70	A	34	34	-	20	70	M120F400	3.73
	ER20-100	A	34	34	-	20	100	M120F400	3.92
	ER20-135	A	34	34	-	20	135	M120F400	4.15
	ER20-150	A	34	34	-	20	150	M120F400	4.25
	ER20-200	A	34	34	-	20	200	M120F400	4.66
	ER20-250L	B	34	34	47	20	250	M120F400	5.26
	ER25-70	A	42	42	-	25	70	M160F400	3.75
	ER25-100	A	42	42	-	25	100	M160F400	4.02

转下页
See next page

ER/VER

BT-ER Spring Collet Chuck
BT-ER 弹性筒夹刀柄

型号 Specification		图示 Figure	D	D_1	D_2	d	L	T	重量 Weight
BT50-	ER25-125	A	42	42	-	25	125	M160F400	4.26
	ER25-150	A	42	42	-	25	150	M160F400	4.54
	ER25-200	A	42	42	-	25	200	M160F400	5.01
	ER25-250L	B	42	42	54	25	250	M160F400	5.89
	ER32-80	A	50	50	-	32	80	M160F400	3.91
	ER32-100	A	50	50	-	32	100	M160F400	4.07
	ER32-120	A	50	50	-	32	120	M160F400	4.35
	ER32-150	A	50	50	-	32	150	M160F400	4.82
	ER32-200	A	50	50	-	32	200	M160F400	5.32
	ER32-250	A	50	50	-	32	250	M160F400	5.92
	ER32-300	A	50	50	-	32	300	M160F400	6.90
	ER40-80	A	63	63	-	40	80	M200F400-P2	4.04
	ER40-100	A	63	63	-	40	100	M200F400-P2	4.48
	ER40-120	A	63	63	-	40	120	M200F400-P2	4.96
	ER40-150	A	63	63	-	40	150	M200F400-P2	5.51
	ER40-200	A	63	63	-	40	200	M200F400-P2	6.72

注：“T”轴向限位螺钉、筒夹与扳手需单独另购。
Notice: “T” Axial fix screw、collets and wrenchs shall be ordered separately.

BT- VER Split Synch Tapping Chuck
BT- VER 分体式微补偿攻牙刀柄

NEW





型号 Specification		D	d	L	F_1	F_2	攻牙能力 Tapping capacity	适用延长杆 Suit extender	重量 Weight
BT30-	VER16-57	43.5	20	57	0.2	1	M3-M12	VER16-M24/L55	0.65
	VER20-72	52	25	72	0.2	1	M5-M16	VER20-M26/L75	0.75
BT40-	VER16-61	43.5	20	61	0.2	1	M3-M12	VER16-M24/L55	1.05
	VER20-72	52	25	72	0.2	1	M5-M16	VER20-M26/L75	1.20
	VER25-82	60	32	82	0.2	1	M6-M20	VER25-M28/L86	1.35
	VER32-98	72	40	98	0.2	1	M10-M24	VER32-M30/L90	1.68
	VER40-107	87	50	107	0.2	1	M14-M33	VER40-M32/L95	1.95
BT50-	VER16-72	43.5	20	72	0.2	1	M3-M12	VER16-M24/L55	3.55
	VER20-83	52	25	83	0.2	1	M5-M16	VER20-M26/L75	3.45
	VER25-93	60	32	93	0.2	1	M6-M20	VER25-M28/L86	3.88
	VER32-109	72	40	109	0.2	1	M10-M24	VER32-M30/L90	4.22
	VER40-124	87	50	124	0.2	1	M14-M33	VER40-M32/L95	4.65

注：延长杆、筒夹和扳手需单独订购。
Notice: Extender,collets and wrenchs shall be ordered separately.

特点 / Feature

■显著提高丝锥使用寿命80%以上。
■有效提高加工生产效率2-4倍。
■明显提高表面加工质量与精度。
■选用ER攻丝专用筒夹夹持。
■无需依赖设备精度。
■挤压丝锥首选。

■Tap tool life increased by 80% and above;
■Work efficiency increased 2 to 4 times;
■Better surface quality;
■With ER tapping collet;
■Best choice for squeeze taps.

TPM

BT-TPM Tapping Chuck With High Rigidity
BT-TPM 扭力伸缩攻牙刀柄



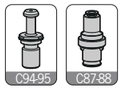

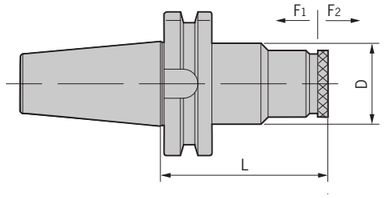

型号 Specification		D	F_1	F_2	L	适用筒夹 Suit collet	攻牙能力 Tapping capacity	重量 Weight
BT30-	TPM316	50	10	20	111.6	TPD316	M3-M16	0.75
	TPM830	66	10	25	148.6	TPD830	M8-M30	0.80
BT40-	TPM316	50	10	20	101	TPD316	M3-M16	1.56
	TPM830	66	10	25	141	TPD830	M8-M30	2.62
BT50-	TPM316	50	10	20	118	TPD316	M3-M16	4.24
	TPM830	66	10	25	130.2	TPD830	M8-M30	4.77

注：筒夹需单独订购。
Notice: Collets shall be ordered separately.

HPM

BT-HPM High-Speed Power Chuck
BT-HPM 高速强力刀柄



MAX 30,000 min⁻¹

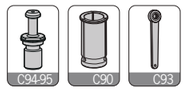

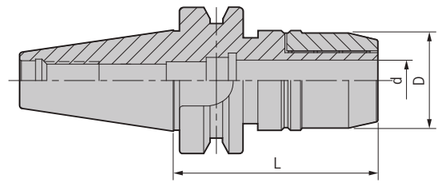

型号 Specification		范围 Range	D	d	L	适用筒夹 Suit collet	重量 Weight
BT30-	HPM16-70	3-16	46	16	70	SC16	1.40
	HPM20-75	6-20	55	20	75	SC20	1.80
BT40-	HPM16-70	3-16	46	16	70	SC16	1.60
	HPM16-105	3-16	46	16	105	SC16	1.80
	HPM16-135	3-16	46	16	135	SC16	2.30
	HPM20-80	6-20	55	20	80	SC20	2.40
	HPM20-105	6-20	55	20	105	SC20	2.50
	HPM20-135	6-20	55	20	135	SC20	2.80
	HPM32-105	6-32	68	32	105	SC32	2.80
	HPM32-135	6-32	68	32	135	SC32	3.00
BT50-	HPM16-90	3-16	46	16	90	SC16	3.90
	HPM16-110	3-16	46	16	110	SC16	4.10
	HPM16-135	3-16	46	16	135	SC16	4.30
	HPM16-150	3-16	46	16	150	SC16	4.50
	HPM20-105	6-20	55	20	105	SC20	4.50
	HPM20-135	6-20	55	20	135	SC20	4.70
	HPM20-150	6-20	55	20	150	SC20	4.90
	HPM32-110	6-32	68	32	110	SC32	5.20
	HPM32-135	6-32	68	32	135	SC32	5.90
	HPM32-165	6-32	68	32	165	SC32	6.60

注：扳手和筒夹需单独订购。
Notice:Wrenchs and collets shall be ordered separately.

特点 / Feature

■动平衡设定: G2.5；20,000 rpm。
■3D处径向跳动≤0.01 mm。

■Balanced: G2.5; 20,000 rpm;
■Runout (X3D): ≤0.01 mm.

HPC

BT-HPC High-Speed Power Chuck
BT-HPC 高速强力刀柄



MAX 30,000 min⁻¹

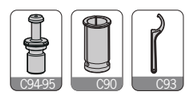

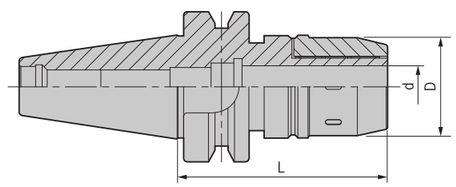

型号 Specification		范围 Range	D	d	L	适用筒夹 Suit collet	重量 Weight
BT30-	HPC16-75	3-16	50	16	70	SC16	1.40
	HPC20-75	6-20	51.5	20	75	SC20	1.80
BT40-	HPC16-75	3-16	50	16	70	SC16	1.60
	HPC16-105	3-16	50	16	105	SC16	1.80
	HPC16-135	3-16	50	16	135	SC16	2.30
	HPC20-80	6-20	51.5	20	80	SC20	2.40
	HPC20-105	6-20	51.5	20	105	SC20	2.50
	HPC20-135	6-20	51.5	20	135	SC20	2.80
	HPC32-105	6-32	70.5	32	105	SC32	2.80
	HPC32-135	6-32	70.5	32	135	SC32	3.00
BT50-	HPC16-90	3-16	50	16	90	SC16	3.90
	HPC16-110	3-16	50	16	110	SC16	4.10
	HPC16-135	3-16	50	16	135	SC16	4.30
	HPC16-150	3-16	50	16	150	SC16	4.50
	HPC20-105	6-20	51.5	20	105	SC20	4.50
	HPC20-135	6-20	51.5	20	135	SC20	4.70
	HPC20-150	6-20	51.5	20	150	SC20	4.90
	HPC32-110	6-32	70.5	32	110	SC32	5.20
	HPC32-135	6-32	70.5	32	135	SC32	5.90
	HPC32-165	6-32	70.5	32	165	SC32	6.60

注：报价时含扳手，筒夹需单独订购。
Notice:Wrench is included,while collet is to be ordered separately.

特点 / Feature

■动平衡设定: G6.3；15,000 rpm。
■3D处径向跳动≤0.01 mm。

■Balanced: G6.3; 15,000 rpm;
■Runout (X3D): ≤0.01 mm.

MLC

BT-MLC Power Chuck
BT-MLC 强力刀柄



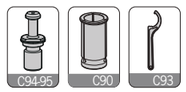

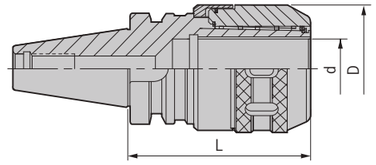

型号 Specification		范围 Range	D	d	L	适用筒夹 Suit collet	重量 Weight
BT30-	MLC20-80	6-20	53	20	80	SC20	1.59
	MLC20-100	6-20	53	20	100	SC20	1.73
BT40-	MLC16-75	6-16	51.5	16	75	SC16	1.50
	MLC16-110	6-16	51.5	16	110	SC16	1.62
	MLC20-80	6-20	53	20	80	SC20	1.85
	MLC20-100	6-20	53	20	100	SC20	2.11
	MLC20-135	6-20	53	20	135	SC20	2.65
	MLC25-85	6-25	62.5	25	85	SC25	1.80
	MLC25-120	6-25	62.5	25	120	SC25	2.10
	MLC32-105	6-32	72	32	105	SC32	2.28
	MLC32-135	6-32	72	32	135	SC32	5.44
BT50-	MLC16-90	6-16	51.5	16	90	SC16	4.21
	MLC16-120	6-16	51.5	16	120	SC16	4.70
	MLC20-105	6-20	53	20	105	SC20	2.87
	MLC20-150	6-20	53	20	150	SC20	4.30
	MLC25-100	6-25	62.5	25	100	SC25	4.57
	MLC25-135	6-25	62.5	25	135	SC25	4.89
	MLC32-110	6-32	72	32	110	SC32	5.44
	MLC32-135	6-32	72	32	135	SC32	6.19
	MLC32-165	6-32	72	32	165	SC32	6.95
	MLC42-115	6-42	87.5	42	115	SC42	5.50
	MLC42-135	6-42	87.5	42	135	SC42	6.43
	MLC42-165	6-42	87.5	42	165	SC42	7.65

注：报价时含扳手，筒夹需单独订购。
Notice:Wrench is included,while collet shall be ordered separately.

特点 / Feature

■3D处径向跳动≤0.01 mm。 ■Runout (X3D): ≤0.01 mm.

BT-MLC Power Chuck Kit
BT-MLC 强力筒夹本体套装组

型号 Specification		筒夹 Collet	数量 PCS/SET	重量 Weight
BT40-	MLC20-100-5PCS	SC20-6,8,10,12,16	5	7.30
	MLC32-105-7PCS	SC32-6,8,10,12,16,20,25	7	7.80
BT50-	MLC20-105-5PCS	SC20-6,8,10,12,16	5	7.50
	MLC32-110-7PCS	SC32-6,8,10,12,16,20,25	7	8.40
	MLC42-115-8PCS	SC42-6,8,10,12,16,20,25,32	8	11.40



SLN

BT-SLN Side-lock Holder
BT-SLN 侧固式刀柄



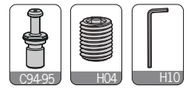

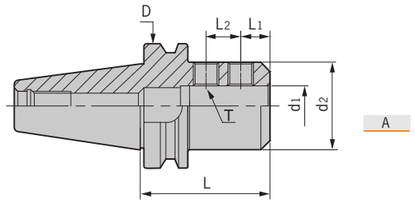

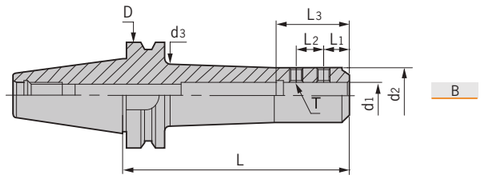

型号 Specification		图示 Figure	D	d_1	d_2	d_3	L	L_1	L_2	L_3	侧面压紧螺钉 Side-lock screw	重量 Weight
BT30-	SLN6-60	A	46	6	25	-	60	18	-	40	M060U100	0.52
	SLN8-60	A	46	8	28	-	60	18	-	40	M080U100	0.55
	SLN10-60	A	46	10	35	-	60	20	-	44	M100U120	0.63
	SLN12-60	A	46	12	42	-	60	22.5	-	49	M120U160	0.72
	SLN16-75	A	46	16	48	-	75	24	-	52	M140U160	1.00
	SLN20-75	A	46	20	52	-	75	25	-	54	M160U160	1.04
	SLN25-90	A	46	25	65	-	90	24	25	60	M180Z200P	1.76
BT40-	SLN6-50	A	63	6	25	-	50	18	-	40	M060U080	1.06
	SLN6-100	A	63	6	25	-	100	18	-	40	M060U100	1.23
	SLN8-50	A	63	8	28	-	50	18	-	40	M080U100	1.07
	SLN8-100	A	63	8	28	-	100	18	-	40	M080U100	1.30
	SLN10-63	A	63	10	35	-	63	20	-	44	M100U120	1.21
	SLN10-100	A	63	10	35	-	100	20	-	44	M100U120	1.50
	SLN12-63	A	63	12	42	-	63	22.5	-	49	M120U160	1.30
	SLN12-100	A	63	12	42	-	100	22.5	-	49	M120U160	1.68
	SLN16-63	A	63	16	48	-	63	24	-	52	M140U160	1.35
	SLN16-100	A	63	16	48	-	100	24	-	52	M140U160	1.81
	SLN20-63	A	63	20	52	-	63	25	-	54	M160U160	1.43
	SLN20-100	A	63	20	52	-	100	25	-	54	M160U160	1.86
	SLN25-100	A	63	25	65	-	100	24	25	60	M180Z200P	2.02
	SLN32-100	A	63	32	72	-	100	24	28	64	M200Z200P	2.50

转下页
See next page

SLN

BT-SLN Side-lock Holder
BT-SLN 侧固式刀柄



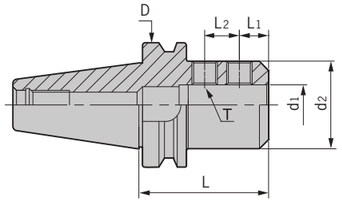

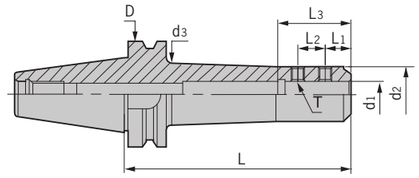

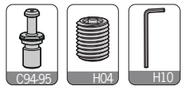

型号 Specification		图示 Figure	D	d_1	d_2	d_3	L	L_1	L_2	L_3	侧面压紧螺钉 Side-lock screw	重量 Weight
BT50-	SLN6-63	A	100	6	25	-	63	18	-	40	M060U100	3.75
	SLN6-100	A	100	6	25	-	100	18	-	40	M060U100	4.06
	SLN8-63	A	100	8	28	-	63	18	-	40	M080U100	3.75
	SLN8-100	A	100	8	28	-	100	18	-	40	M080U100	4.13
	SLN10-65	A	100	10	35	-	65	20	-	44	M100U120	3.81
	SLN10-100	A	100	10	35	-	100	20	-	44	M100U120	4.06
	SLN12-80	A	100	12	42	-	80	22.5	-	49	M120U160	4.03
	SLN12-125	A	100	12	42	-	125	22.5	-	49	M120U160	4.5
	SLN16-80	A	100	16	48	-	80	24	-	52	M140U160	4.08
	SLN16-125	A	100	16	48	-	125	24	--	52	M140U160	4.66
	SLN16-165L	B	100	16	48	53	165	24	-	52	M140U160	5.29
	SLN20-80	A	100	20	52	-	80	25	-	54	M160U160	4.08
	SLN20-125	A	100	20	52	-	125	25	-	54	M160U160	4.81
	SLN20-165L	B	100	20	52	59	165	25	-	54	M160U160	5.48
	SLN20-210L	B	100	20	52	59	210	25	-	54	M160U160	6.24
	SLN25-100	A	100	25	65	-	100	24	25	60	M180Z200P	4.82
	SLN25-165L	B	100	25	65	70	165	24	25	60	M180Z200P	6.77
	SLN25-210L	B	100	25	65	70	210	24	25	60	M180Z200P	7.93
	SLN32-105	A	100	32	72	-	105	24	28	64	M200Z200P	5.14
	SLN32-165L	B	100	32	72	77	165	24	28	64	M200Z200P	7.09
	SLN32-210L	B	100	32	72	77	210	24	28	64	M200Z200P	8.45
	SLN40-115	A	100	40	90	-	115	30	32	74	M200Z250P	6.17
	SLN42-120	A	100	42	90	-	120	30	32	81	M200Z250P	6.32
	SLN42-210L	B	100	42	90	95	210	30	32	81	M200Z250P	11.09
	SLN50-120	A	100	50	99	-	120	35	35	86	M240Z250P	6.81
	SLN50.8-120	A	100	50.8	98	-	120	33	34.54	90	M200Z250P	5.76

注：扳手需单独订购。
Notice: Wrenchs shall be ordered separately.

MTA

BT-MTA Morse Taper Holder
BT-MTA 莫氏锥套刀柄（钻头套筒）



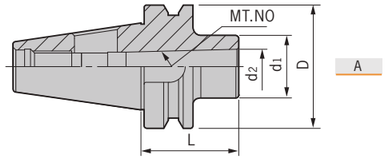

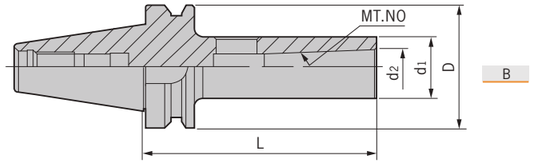



型号 Specification		莫氏锥度 MT.NO	图示 Figure	D	d_1	d_2	L	重量 Weight
BT30-	MTA1-45	1	A	46	25	12.065	45	0.55
	MTA1-105	1	B	46	25	12.065	105	0.80
	MTA2-60	2	A	46	32	17.780	60	0.60
	MTA2-120	2	B	46	32	17.780	120	0.90
	MTA3-80	3	A	46	40	23.825	80	0.80
BT40-	MTA1-45	1	A	63	25	12.065	45	1.05
	MTA1-120	1	B	63	25	12.065	120	1.28
	MTA2-50	2	A	63	32	17.780	50	1.00
	MTA2-120	2	B	63	32	17.780	120	1.41
	MTA3-70	3	A	63	40	23.825	70	1.13
	MTA3-135	3	B	63	40	23.825	135	1.75
	MTA4-95	4	A	63	48	31.267	95	1.35
	MTA4-165	4	B	63	48	31.267	165	2.30
BT50-	MTA1-45	1	A	100	25	12.065	45	3.59
	MTA1-120	1	B	100	25	12.065	120	3.88
	MTA1-180	1	B	100	25	12.065	180	4.12
	MTA2-60	2	A	100	32	17.780	60	3.64
	MTA2-135	2	B	100	32	17.780	135	4.17
	MTA2-180	2	B	100	32	17.780	180	4.39
	MTA3-65	3	A	100	40	23.825	65	3.60
	MTA3-150	3	B	100	40	23.825	150	4.40
	MTA3-180	3	B	100	40	23.825	180	4.73
	MTA4-95	4	A	100	48	31.267	95	3.88
	MTA4-180	4	B	100	48	31.267	180	5.00
	MTA5-105	5	A	100	63	44.399	105	3.74

MTB/SPU

BT-MTB Morse Taper Holder
BT-MTB 莫氏锥套刀柄（螺丝锁紧）



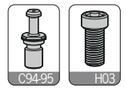

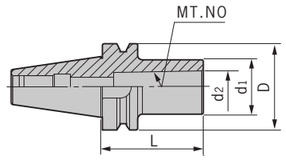

A

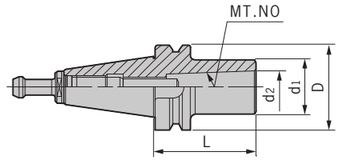

B

型号 Specification		莫氏锥度 MT.NO	图示 Figure	D	d_1	d_2	L	拉紧螺钉 Tension screw	范围 Range	重量 Weight
BT30-	**MTB1-45**	1	A	46	25	12.065	45	E060U250	Φ10-Φ14	0.55
	MTB2-60	2	B	46	32	17.780	60	BT30-45-MT2	Φ16-Φ22	0.60
BT40-	**MTB1-45**	1	A	63	25	12.065	45	E060U250	Φ10-Φ14	1.00
	MTB2-50	2	A	63	32	17.780	50	E100Z300-MTB	Φ16-Φ22	1.02
	MTB3-75	3	B	63	40	23.825	75	BT40-45-MT3	Φ24-Φ32	1.19
	MTB4-90	4	B	63	48	31.267	90	BT40-45-MT4	Φ32-Φ50	1.33
BT50-	**MTB1-45**	1	A	100	25	12.065	45	E060U250	Φ10-Φ14	3.30
	MTB2-45	2	A	100	32	17.780	45	E100U350	Φ16-Φ22	3.57
	MTB3-60	3	A	100	40	23.825	60	E120U400	Φ24-Φ32	3.61
	MTB4-75	4	A	100	50	31.267	75	E160Z400-MTB	Φ32-Φ50	3.68
	MTB5-120	5	B	100	70	44.399	120	BT50-45-MT5	Φ55-Φ60	4.10

注：报价时含拉紧螺钉。
Notice:Tension screw is included.

BT-SPU Drill Chuck Holder
BT-SPU 直结式钻夹头刀柄



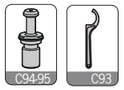

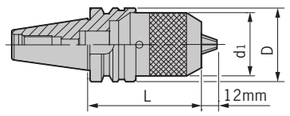

型号 Specification		D	d_1	d_2	L	夹持范围 Range	重量 Weight
BT30-	**SPU8-80**	46	37	8	80	0-8	0.72
	SPU13-110	46	50	13	110	0.3-13	1.62
	SPU16-120	46	57	16	120	3-16	1.70
BT40-	**SPU8-85**	63	37	8	85	0-8	1.36
	SPU13-100	63	50	13	100	0.3-13	1.76
	SPU13-130	63	50	13	130	0.3-13	2.47
	SPU16-105	63	57	16	105	3-16	2.18
BT50-	**SPU8-90**	100	37	8	90	0-8	4.32
	SPU13-100	100	50	13	100	0.3-13	4.98
	SPU13-130	100	50	13	130	0.3-13	5.50
	SPU13-180	100	50	13	180	0.3-13	6.06
	SPU16-105	100	57	16	105	3-16	4.78
	SPU16-130	100	57	16	130	3-16	5.24
	SPU16-190	100	57	16	190	3-16	6.66

注：报价时含扳手。
Notice:Wrench is included.

特 点 / Feature

■3D处径向跳动≤0.05 mm。

■Runout (X3D): ≤ 0.05 mm.

FMA

BT-FMA Face Mill Holder
BT-FMA 平面铣刀柄（直柄式）



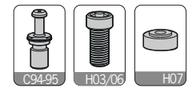

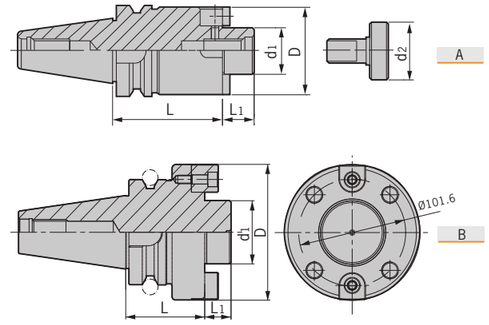

型号 Specification		图示 Figure	D	D_1	D_2	L	L_1	刀盘锁紧螺钉 Locking screw for cutter	垫圈 Washer	重量 Weight
BT30-	**FMA25.4-45**	A	50	25.4	18	45	20	E120U300	-	0.80
	FMA25.4-60	A	50	25.4	18	60	20	E120U300	-	1.04
	FMA31.75-45	A	60	31.75	40	45	22	E160U350	-	1.00
BT40-	**FMA25.4-45**	A	50	25.4	18	45	20	E120U300	-	1.36
	FMA25.4-60	A	50	25.4	18	60	20	E120U300	-	1.59
	FMA25.4-90	A	50	25.4	18	90	20	E120U300	-	2.05
	FMA25.4-105	A	50	25.4	18	105	20	E120U300	-	2.28
	FMA31.75-45	A	60	31.75	40	45	22	E160U350	FM-2	1.65
	FMA31.75-75	A	60	31.75	40	75	22	E160U350	FM-2	2.33
	FMA31.75-90	A	60	31.75	40	90	22	E160U350	FM-2	2.66
	FMA38.10-60	A	75	38.1	50	60	25	E160U350	FM-3	2.49
BT50-	**FMA25.4-45**	A	50	25.4	18	45	20	E120U300	-	3.85
	FMA25.4-90	A	50	25.4	18	90	20	E120U300	-	4.56
	FMA25.4-150	A	50	25.4	18	150	20	E120U300	-	5.48
	FMA31.75-45	A	60	31.75	40	45	22	E160Z350-40	-	4.07
	FMA31.75-75	A	60	31.75	40	75	22	E160Z350-40	-	4.72
	FMA31.75-105	A	60	31.75	40	105	22	E160Z350-40	-	5.34
	FMA38.10-45	A	80	38.1	50	45	25	E160Z350-50	-	4.35
	FMA38.10-75	A	80	38.1	50	75	25	E160Z350-50	-	5.29
	FMA50.80-45	A	95	50.8	65	45	27.5	E240Z350-65	-	4.80
	FMA50.80-75	A	95	50.8	65	75	27.5	E240Z350-65	-	6.46
	FMA47.625F-75	B	129	47.625	-	75	32	E160U500	-	8.06

FMB

BT-FMB Face Mill Holder
BT-FMB 平面铣刀柄（直柄式）



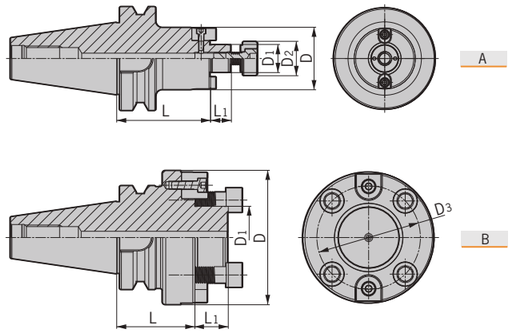

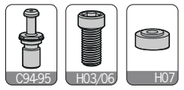

型号 Specification		图示 Figure	D	D1	D2	D3	L	L1	刀盘锁紧螺钉 Locking screw for cutter	垫圈 Washer	出水 Water hole	重量 Weight
BT30-	FMB22C-45	A	48	22	16	-	45	18	E100U300	-	√	0.74
	FMB27C-45	A	60	27	33	-	45	20	E120U300	FM-1	√	0.90
	FMB32C-50	A	78	32	40	-	50	22	E160U350	FM-2	√	1.60
BT40-	FMB22C-60	A	48	22	16	-	60	18	E100U300	-	√	1.31
	FMB22C-100	A	48	22	16	-	100	18	E100U300	-	√	2.05
	FMB22-150	A	48	22	16	-	150	18	E100U300	-	-	2.70
	FMB22-200	A	48	22	16	-	200	18	E100U300	-	-	3.43
	FMB27C-60	A	60	27	33	-	60	20	E120U300	FM-1	√	1.50
	FMB27C-100	A	60	27	33	-	100	20	E120U300	FM-1	√	2.70
	FMB32C-50	A	78	32	40	-	50	22	E160U350	FM-2	√	2.00
	FMB32C-100	A	78	32	40	-	100	22	E160U350	FM-2	√	3.80
	FMB40C-60	A	85	40	50	-	60	25	E200Z350-50	-	√	2.50
BT50-	FMB22C-45	A	48	22	16	-	45	18	E100U300	-	√	3.80
	FMB22C-100	A	48	22	16	-	100	18	E100U300	-	√	4.60
	FMB22-150	A	48	22	16	-	150	18	E100U300	-	-	5.27
	FMB22-200	A	48	22	16	-	200	18	E100U300	-	-	5.97
	FMB27C-50	A	60	27	33	-	50	20	E120U300	FM-1	√	4.10
	FMB27C-100	A	60	27	33	-	100	20	E120U300	FM-1	√	5.10
	FMB27-150	A	60	27	33	-	150	20	E120U300	FM-1	-	6.25
	FMB27-200	A	60	27	33	-	200	20	E120U300	FM-1	-	7.37
	FMB27-250	A	60	27	33	-	250	20	E120U300	FM-1	-	8.51
	FMB32C-50	A	78	32	40	-	50	22	E160U350	FM-2	√	4.40
	FMB32C-100	A	78	32	40	-	100	22	E160U350	FM-2	√	5.79
	FMB32-150	A	78	32	40	-	150	22	E160Z350-40	-	-	7.10
	FMB40C-50	A	85	40	50	-	50	25	E200Z350-50	-	√	4.57
	FMB40C-100	A	85	40	50	-	100	25	E200Z350-50	-	√	6.45
	FMB40F-75	B	89	40	-	66.7	75	25	E120U450	-	-	5.80
	FMB60F-75	B	129	60	-	101.6	75	32	E160U500	-	-	8.30

FMB/DSC

BT-FMB-BG Face Mill Holder With Extra Taper Shank
BT-FMB-BG 平面铣刀柄（加长斜度柄）



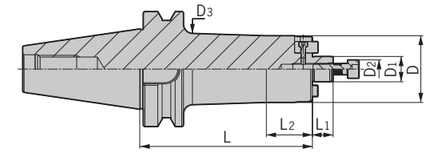

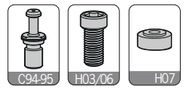

型号 Specification		D	D1	D2	D3	L	L1	L2	刀盘锁紧螺钉 Locking screw for cutter	重量 Weight
BT40-	FMB22-150BG	48	22	16	50	150	18	40	E100U300	2.83
	FMB22-200BG	48	22	16	50	200	18	40	E100U300	3.57
	FMB22-250BG	48	22	16	50	250	18	40	E100U300	4.29
	FMB22-300BG	48	22	16	50	300	18	40	E100U300	5.04
BT50-	FMB22-150BG	58	22	16	62.5	150	18	40	E100U300	6.17
	FMB22-200BG	58	22	16	62.5	200	18	40	E100U300	7.28
	FMB22-250BG	58	22	16	62.5	250	18	40	E100U300	8.41
	FMB22-300BG	58	22	16	62.5	300	18	40	E100U300	9.55

BT-DSC Side Cutter Holder
BT-DSC 侧铣刀柄



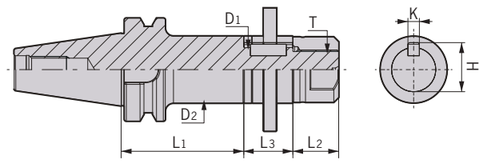

型号 Specification		L1	L2	L3	D1	D2	K	H	T	重量 Weight
BT40-	DSC22-75	75	22	30	22	34	6	24.3	M20*1.5P	1.69
	DSC22-120	120	22	30	22	34	6	24.3	M20*1.5P	2.01
	DSC27-75	75	28	30	27	41	7	30	M24*1.5P	2.06
	DSC27-120	120	28	30	27	41	7	30	M24*1.5P	2.52
	DSC32-90	90	32	30	32	47	8	35.5	M30*1.5P	2.68
BT50-	DSC22-90	90	22	30	22	34	6	24.3	M20*1.5P	4.40
	DSC22-135	135	22	30	22	34	6	24.3	M20*1.5P	4.72
	DSC27-90	90	28	30	27	41	7	30	M24*1.5P	4.78
	DSC27-135	135	28	30	27	41	7	30	M24*1.5P	5.25
	DSC32-90	90	32	30	32	47	8	35.5	M30*1.5P	5.21
	DSC32-135	135	32	30	32	47	8	35.5	M30*1.5P	5.82
	DSC40-90	90	40	30	40	55	10	43.7	M36*2.0P	5.93
	DSC40-135	135	40	30	40	55	10	43.7	M36*2.0P	6.76

SLO/CSO/PB

BT-SLO Oil-feed Holder
BT-SLO 油路刀柄



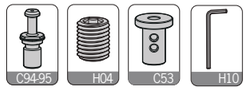

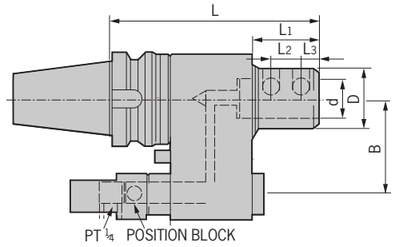

型号 Specification		D	d	L_1	L_2	L_3	L	B	侧面压紧螺钉 Side-lock screw	扳手 Wrench	重量 Weight
BT40-	SLO32-150	72	32	50	15	15	150	60/65	M120U200	L06D	5.33/5.35
	SLO40-150	72	40	50	18	19	150	60/65	M140U200	L06D	5.04/5.07
BT50-	SLO32-160	72	32	50	15	15	160	80/82	M120U200	L06D	8.63/8.65
	SLO40-160	72	40	50	18	19	160	80/82	M140U200	L06D	8.33/8.35

注：报价时含扳手，请于订购时，依据机台规格确认中心距离B的尺寸。
Notice:1.Wrench is included; 2.Before order please check the distance B.

CSO Reducing Sleeve
CSO 油路刀套



型号 Specification		D	d	d_1	L_1	L_2	L_3	L	重量 Weight
CSO	32-16	53	32	16	10	15	15	65	0.40
	32-20	53	32	20	10	15	15	65	0.35
	32-25	53	32	25	10	15	15	65	0.26
	40-16	63	40	16	10	18	19	75	0.74
	40-20	63	40	20	10	18	19	75	0.68
	40-25	63	40	25	10	18	19	75	0.59
	40-32	63	40	32	10	18	19	75	0.41

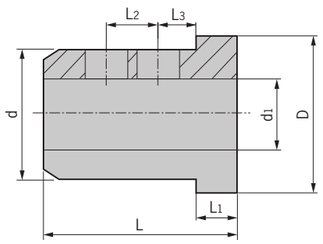

PB Oil-feed Holder Positioning Block
PB 油路止动块

型号 Specification	重量 Weight
BT40-PB30-35	0.53
BT50-PB30-35	0.46

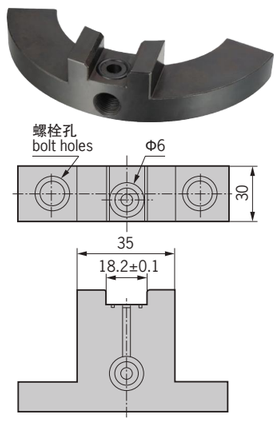

注意：在使用油路刀柄时，止动块是必需的配套附件。
止动块可安装到ATC等机器上。因此，随着越来越多的不同型号的机器，有必要与机械制造商协商正确安装。
Notice:Using oil-feed holder, positioning block is required.
Make sure to apply of the right method when assembling this block to different machines.

DHP

SK-DHP Hydraulic Chuck
SK-DHP 液压刀柄



MAX 30,000 min⁻¹

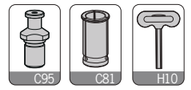

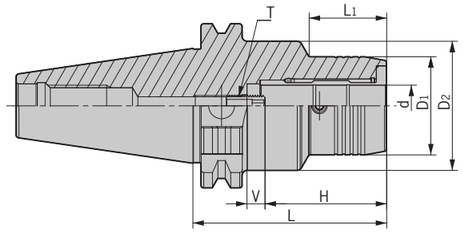

型号 Specification		d	D_1	D_2	L_1	L	H	V	T	适用筒夹 Suit collet	重量 Weight
SK40-	DHP6-65	6	28	50	23	65	27.5	10	M050Z150-D	-	1.20
	DHP6-80.5	6	28	50	44	80.5	27.5	10	M050Z150-D	-	1.20
	DHP6-110	6	28	50	44	110	27.5	10	M050Z150-D	-	1.65
	DHP8-65	8	30	50	23	65	27.5	10	M060Z150-D	-	1.20
	DHP8-80.5	8	30	50	44	80.5	27.5	10	M060Z150-D	-	1.25
	DHP8-110	8	30	50	44	110	27.5	10	M060Z150-D	-	1.65
	DHP10-65	10	32	50	23	65	32.5	10	M060Z150-D	-	1.20
	DHP10-80.5	10	32	50	44	80.5	32.5	10	M060Z150-D	-	1.25
	DHP10-110	10	32	50	44	110	32.5	10	M060Z150-D	-	1.65
	DHP12-65	12	34	50	23	65	37.5	10	M060Z150-D	D12/0D12	1.20
	DHP12-80.5	12	34	50	44	80.5	37.5	10	M060Z150-D	D12/0D12	1.30
	DHP12-110	12	34	50	44	110	37.5	10	M060Z150-D	D12/0D12	1.70
	DHP14-75	14	36	50	30	75	37.5	10	M060Z150-D	-	1.30
	DHP14-80.5	14	36	50	44	80.5	37.5	10	M060Z150-D	-	1.30
	DHP14-110	14	36	50	44	110	37.5	10	M060Z150-D	-	1.70
	DHP16-75	16	38	50	30	75	42.5	10	M080Z150P-D	-	1.30
	DHP16-80.5	16	38	50	48	80.5	42.5	10	M080Z150P-D	-	1.40
	DHP16-110	16	38	50	48	110	42.5	10	M080Z150P-D	-	1.70
	DHP18-75	18	41	50	30	75	42.5	10	M080Z150P-D	-	1.30
	DHP18-80.5	18	41	50	48	80.5	42.5	10	M080Z150P-D	-	1.40
	DHP18-110	18	41	50	48	135	42.5	10	M080Z150P-D	-	2.05
	DHP20-75	20	43	50	30	75	42.5	10	M080Z150P-D	D20/0D20	1.30
	DHP20-80.5	20	43	50	48	80.5	42.5	10	M080Z150P-D	D20/0D20	1.35
	DHP20-110	20	43	50	48	110	42.5	10	M080Z150P-D	D20/0D20	1.85
	DHP25-80.5	25	57	66	26	80.5	51	10	M160Z150P-D	-	1.75
	DHP32-80.5	32	63	80	26	80.5	55	10	M160Z150P-D	D32/0D32	1.80

转下页
See next page

DHP

SK-DHP Hydraulic Chuck
SK-DHP 液压刀柄

NEW



MAX 30,000 min⁻¹

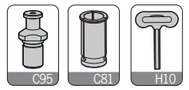

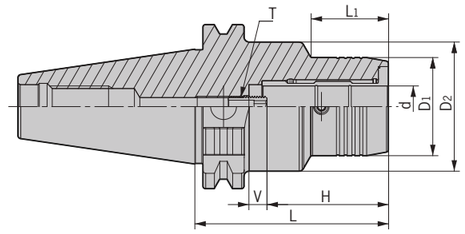

型号 Specification	d	D1	D2	L1	L	H	V	T	适用筒夹 Suit collet	重量 Weight
SK50- DHP6-90	6	28	50	44	90	27.5	10	M050Z150-D	-	3.15
DHP6-140	6	28	50	44	140	27.5	10	M050Z150-D	-	3.95
DHP8-90	8	30	50	44	90	27.5	10	M060Z150-D	-	3.15
DHP8-140	8	30	50	44	140	27.5	10	M060Z150-D	-	3.95
DHP10-90	10	32	50	44	90	32.5	10	M060Z150-D	-	3.15
DHP10-140	10	32	50	44	140	32.5	10	M060Z150-D	-	3.95
DHP12-90	12	34	50	44	90	37.5	10	M060Z150-D	D12/OD12	3.15
DHP12-140	12	34	50	44	140	37.5	10	M060Z150-D	D12/OD12	3.95
DHP14-90	14	36	50	47	90	37.5	10	M060Z150-D	-	3.20
DHP14-140	14	36	50	47	140	37.5	10	M060Z150-D	-	3.90
DHP16-90	16	38	50	48	90	42.5	10	M080Z150P-D	-	3.30
DHP16-140	16	38	50	48	140	42.5	10	M080Z150P-D	-	3.90
DHP18-90	18	41	50	48	90	42.5	10	M080Z150P-D	-	3.20
DHP18-140	18	41	50	48	140	42.5	10	M080Z150P-D	-	3.90
DHP20-80.5	20	43	50	44	80.5	42.5	10	M080Z150P-D	D20/OD20	3.10
DHP20-90	20	43	50	48	90	42.5	10	M080Z150P-D	D20/OD20	3.30
DHP20-110	20	43	50	48	110	42.5	10	M080Z150P-D	D20/OD20	3.60
DHP20-140	20	43	50	48	140	42.5	10	M080Z150P-D	D20/OD20	4.00
DHP25-105	25	57	-	85.9	105	51	10	M160Z150P-D	-	3.90
DHP25-140	25	57	-	120.9	140	51	10	M160Z150P-D	-	4.55
DHP32-115	32	63	-	95.9	115	55	10	M160Z150P-D	D32/OD32	4.35
DHP32-140	32	63	-	120.9	140	55	10	M160Z150P-D	D32/OD32	5.40

注：报价含扳手，筒夹需单独订购。
Notice:Wrench is included, while collet shall be ordered separately.

特点 / Feature

■DHP刀具系列用途高转速、高精密切削加工，切削效果佳。
■动平衡设定: G2.5; 20,000 rpm。
■3D处径向跳动≤0.003 mm。

■For high-speed and high precision cutting;
■Balanced: G2.5; 20,000 rpm;
■Runout (X3D): ≤ 0.003 mm.

DHP

SK-DHP Super Slim Hydraulic Chuck
SK-DHP 超细长液压刀柄

NEW



MAX 30,000 min⁻¹

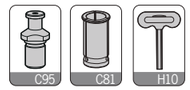

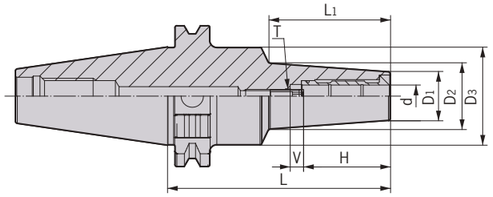

型号 Specification	d	D1	D2	D3	H	V	L	L1	T	适用筒夹 Suit collet	重量 Weight
SK40- DHP6S-130	6	16	25.1	48	27.5	10	130	87	M050Z150-D	-	1.50
DHP8S-130	8	18	27.1	48	27.5	10	130	87	M060Z150-D	-	1.50
DHP10S-130	10	20	29.2	48	32.5	10	130	88	M060Z150-D	-	1.50
DHP12S-130	12	22	31.3	48	37.5	10	130	88	M060Z150-D	D12/OD12	1.50
DHP14S-130	14	24	33.3	48	37.5	10	130	89	M060Z150-D	-	1.60
DHP16S-130	16	26	35.3	48	42.5	10	130	89	M080Z150P-D	-	1.60
DHP18S-130	18	29	38.4	48	42.5	10	130	90	M080Z150P-D	-	1.60
DHP20S-130	20	31	40.4	48	42.5	10	130	90	M080Z150P-D	D20/OD20	1.60

注：报价时含扳手，筒夹需单独订购。
Notice:Wrench is included,while collet shall be ordered separately.

特点 / Feature

■DHP刀具系列用途高转速、高精密切削加工，切削效果佳。
■动平衡设定: G2.5；25,000 rpm。
■3D处径向跳动≤0.003 mm。

■For high-speed and high precision cutting;
■Balanced: G2.5; 25,000 rpm;
■Runout (X3D): ≤0.003 mm.

SF

SK-SF Shrink Fit Holder
SK-SF 烧结式热装刀柄（一体式）



MAX 50,000 min⁻¹



NEW

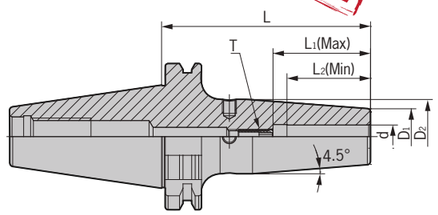

型号 Specification		d	D1	D2	L	L1 (Max)	L2 (Min)	T	重量 Weight
SK30-	SF3-80	3	10	16	80	-	9	-	0.35
	SF4-80	4	10	16	80	-	12	-	0.40
	SF5-80	5	10	16	80	-	15	-	0.43
	SF6-80	6	21	27	80	36	26	M050Z150-D	0.45
	SF8-80	8	21	27	80	36	26	M060Z150-D	0.50
	SF10-80	10	24	32	80	42	32	M060Z150-D	0.55
	SF12-80	12	24	32	80	47	37	M060Z150-D	0.62
	SF16-80	16	27	34	80	50	40	M080Z150-P-D	0.68
SK40-	SF3-90	3	10	16	90	-	9	-	1.00
	SF4-90	4	10	16	90	-	12	-	1.10
	SF5-90	5	10	16	90	-	15	-	1.00
	SF6-90	6	21	27	90	36	26	M050Z150-D	1.15
	SF6-130	6	21	27	130	36	26	M050Z150-D	1.20
	SF6-160	6	21	27	160	36	26	M050Z150-D	1.40
	SF6-200	6	21	27	200	36	26	M050Z150-D	1.90
	SF8-90	8	21	27	90	36	26	M060Z150-D	1.15
	SF8-130	8	21	27	130	36	26	M060Z150-D	1.30
	SF8-160	8	21	27	160	36	26	M060Z150-D	1.50
	SF8-200	8	21	27	200	36	26	M060Z150-D	1.90
	SF10-90	10	24	32	90	42	32	M060Z150-D	1.20
	SF10-130	10	24	32	130	42	32	M060Z150-D	1.50
	SF10-160	10	24	32	160	42	32	M060Z150-D	1.80
	SF10-200	10	24	32	200	42	32	M060Z150-D	1.90
	SF12-90	12	24	32	90	47	37	M080Z150-P-D	1.30
	SF12-130	12	24	32	130	47	37	M080Z150-P-D	1.60
	SF12-160	12	24	32	160	47	37	M080Z150-P-D	1.80
	SF12-200	12	24	32	200	47	37	M080Z150-P-D	2.00
	SF14-90	14	27	34	90	47	37	M080Z150-P-D	1.30
	SF14-130	14	27	34	130	47	37	M080Z150-P-D	1.60
	SF14-160	14	27	34	160	47	37	M080Z150-P-D	1.80
	SF14-200	14	27	34	200	47	37	M080Z150-P-D	2.00
	SF16-90	16	27	34	90	50	40	M080Z150-P-D	1.40
	SF16-130	16	27	34	130	50	40	M080Z150-P-D	1.70
	SF16-160	16	27	34	160	50	40	M080Z150-P-D	1.95
	SF16-200	16	27	34	200	50	40	M080Z150-P-D	2.20

转下页
See next page

SF

SK-SF Shrink Fit Holder
SK-SF 烧结式热装刀柄（一体式）



MAX 50,000 min⁻¹



NEW

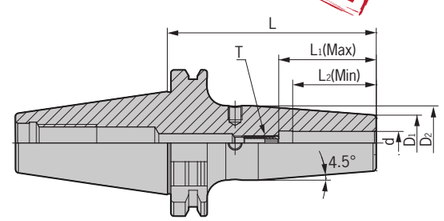

型号 Specification		d	D1	D2	L	L1 (Max)	L2 (Min)	T	重量 Weight
SK40-	SF18-90	18	33	42	90	50	40	M080Z150-P-D	1.50
	SF18-130	18	33	42	130	50	40	M080Z150-P-D	1.80
	SF18-160	18	33	42	160	50	40	M080Z150-P-D	2.00
	SF18-200	18	33	42	200	50	40	M080Z150-P-D	2.30
	SF20-90	20	33	42	90	52	42	M080Z150-P-D	1.55
	SF20-130	20	33	42	130	52	42	M080Z150-P-D	1.85
	SF20-160	20	33	42	160	52	42	M080Z150-P-D	2.05
	SF20-200	20	33	42	200	52	42	M080Z150-P-D	2.35
	SF25-100	25	44	53	100	58	48	M160Z150-P-D	1.65
	SF25-130	25	44	53	130	58	48	M160Z150-P-D	1.90
	SF25-160	25	44	53	160	58	48	M160Z150-P-D	2.20
	SF25-200	25	44	53	200	58	48	M160Z150-P-D	2.50
	SF32-100	32	44	53	100	58	48	M160Z150-P-D	2.00
	SF32-130	32	44	53	130	58	48	M160Z150-P-D	2.30
	SF32-160	32	44	53	160	58	48	M160Z150-P-D	2.60
SK50-	SF6-100	6	21	27	100	36	26	M050Z150-D	3.70
	SF6-130	6	21	27	130	36	26	M050Z150-D	3.80
	SF6-160	6	21	27	160	36	26	M050Z150-D	3.88
	SF6-200	6	21	27	200	36	26	M050Z150-D	4.00
	SF8-100	8	21	27	100	36	26	M060Z150-D	3.60
	SF8-130	8	21	27	130	36	26	M060Z150-D	3.70
	SF8-160	8	21	27	160	36	26	M060Z150-D	3.90
	SF8-200	8	21	27	200	36	26	M060Z150-D	4.00
	SF10-100	10	24	32	100	42	32	M060Z150-D	3.65
	SF10-130	10	24	32	130	42	32	M060Z150-D	3.78
	SF10-160	10	24	32	160	42	32	M060Z150-D	4.00
	SF10-200	10	24	32	200	42	32	M060Z150-D	4.15
	SF12-100	12	24	32	100	47	37	M080Z150-P-D	3.70
	SF12-130	12	24	32	130	47	37	M080Z150-P-D	3.80
	SF12-160	12	24	32	160	47	37	M080Z150-P-D	4.10
	SF12-200	12	24	32	200	47	37	M080Z150-P-D	4.25
	SF14-100	14	27	34	100	47	37	M080Z150-P-D	3.70
	SF14-130	14	27	34	130	47	37	M080Z150-P-D	3.80
	SF14-160	14	27	34	160	47	37	M080Z150-P-D	4.10
	SF14-200	14	27	34	200	47	37	M080Z150-P-D	4.25

转下页
See next page

加工中心刀柄 TOOL HOLDERS
可调刀柄 Adjustable chuck
HSK刀柄 HSK holder
BT刀柄 BT holder
SK刀柄 SK holder
刀柄配件 Holder accessories

SF/DSF

SK-SF Shrink Fit Holder
SK-SF 烧结式热装刀柄（一体式）

型号 Specification		d	D_1	D_2	L	L_1 (Max)	L_2 (Min)	T	重量 Weight
SK50-	SF16-100	16	27	34	100	50	40	M080Z150-P-D	3.75
	SF16-130	16	27	34	130	50	40	M080Z150-P-D	3.88
	SF16-160	16	27	34	160	50	40	M080Z150-P-D	4.20
	SF16-200	16	27	34	200	50	40	M080Z150-P-D	4.50
	SF18-100	18	33	42	100	50	40	M080Z150-P-D	3.75
	SF18-130	18	33	42	130	50	40	M080Z150-P-D	3.88
	SF18-160	18	33	42	160	50	40	M080Z150-P-D	4.20
	SF18-200	18	33	42	200	50	40	M080Z150-P-D	4.50
	SF20-100	20	33	42	100	52	42	M080Z150-P-D	3.80
	SF20-130	20	33	42	130	52	42	M080Z150-P-D	4.00
	SF20-160	20	33	42	160	52	42	M080Z150-P-D	4.30
	SF20-200	20	33	42	200	52	42	M080Z150-P-D	4.60
	SF25-100	25	44	53	100	58	48	M160Z150-P-D	3.82
	SF25-130	25	44	53	130	58	48	M160Z150-P-D	4.05
	SF25-160	25	44	53	160	58	48	M160Z150-P-D	4.33
	SF25-200	25	44	53	200	58	48	M160Z150-P-D	4.65
	SF32-100	32	44	53	100	58	48	M160Z150-P-D	4.00
	SF32-130	32	44	53	130	58	48	M160Z150-P-D	4.40
	SF32-160	32	44	53	160	58	48	M160Z150-P-D	4.70
	SF32-200	32	44	53	200	58	48	M160Z150-P-D	5.00

特 点 / Feature

■动平衡设定: G2.5; 25,000 rpm。
■3D处径向跳动≤0.003 mm。
■Balanced: G2.5; 25,000 rpm;
■Runout (X3D): ≤0.003 mm.

SK-DSF Shrink Fit Holder
SK-DSF 烧结式热装刀柄（分体式）



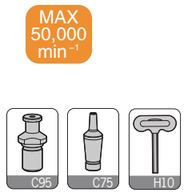

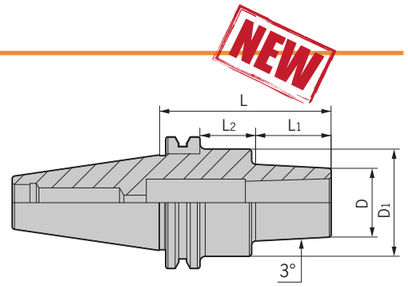

型号 Specification		D	D_1	L_1	L_2	L	拉紧螺钉 Tension screw	止动螺母 Stop nut	T型扳手 Wrench	重量 Weight
SK40-	DSF12-45	38	-	18	-	50	E100Z300	ZD12-1	T06	1.08
	DSF12-75	38	-	48	-	75	E100Z300	ZD12-1	T06-L	1.40
	DSF12-135	41	-	108	-	135	E100Z300	ZD12-1	T06-L	2.20
SK50-	DSF12-75	38	65	25	21	75	E100Z400	ZD12-1	T06-L	4.00
	DSF12-105	41	65	55	21	105	E100Z700	ZD12-1	T06-L	4.40
	DSF12-135	41	65	85	21	135	E100Z1000	ZD12-1	T06-L	4.70

注：报价时含扳手。
Notice:Wrench is included.

特 点 / Feature

■动平衡设定: G2.5; 25,000 rpm。
■3D处径向跳动≤0.003 mm。
■Balanced: G2.5; 25,000 rpm;
■Runout (X3D): ≤0.003 mm.

DC

SK-DC Precision Slim Collet Chuck
SK-DC 小径精密筒夹刀柄





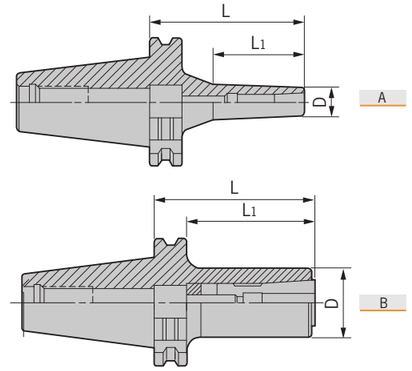

型号 Specification		图示 Figure	D	L_1	L	适用筒夹 Suit collet	拉紧螺钉 Tension screw	止动螺母 Stop nut	扳手 Wrench	重量 Weight
SK40-	DC6-90	A	13	45	90	DC6	E050U450	ZD6-2	T04-L	1.05
	DC8-90	A	22	53	90	DC8	E060U600	ZD8-1	T05-L	1.10
	DC10-90	B	28	74	90	DC10	E080U300	ZD10-2	T06-L	1.20
	DC12-90	B	34	74	90	DC12	E100U350	ZD12-1	T08-L	1.28
SK50-	DC10-110	A	28	57	110	DC10	E080U800	ZD12-1	T06-L	4.20
	DC12-110	B	34	94	110	DC12	E100U350	ZD12-1	T08-L	4.70

注：报价时含扳手，筒夹需单独订购。
Notice:Wrench is included, while collet shall be ordered separately.

特 点 / Feature

■动平衡设定: G2.5；30,000 rpm。
■3D处径向跳动≤0.003 mm。
■Balanced: G2.5; 30,000 rpm;
■Runout (X3D): ≤0.003 mm.

GSK

SK-GSK High Precision Collet Chuck
SK-GSK 高速精密筒夹刀柄

MAX 45,000 min⁻¹



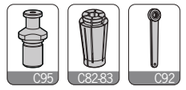

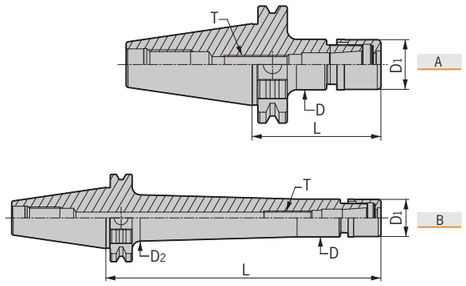

型号 Specification		图示 Figure	D	D1	D2	L	T	适用筒夹 Suit collet	重量 Weight
SK30-	GSK6-70	A	20	19.5	-	70	M060F200	DSK6	0.45
	GSK6-100	A	20	19.5	-	100	M060F200	DSK6	0.55
	GSK10-70	A	27.5	27	-	70	M100F350	DSK10	0.51
	GSK10-100	A	27.5	27	-	100	M100F350	DSK10	0.64
	GSK16-100	A	40.5	40	-	100	M160F400	DSK16	0.90
	GSK16-120	A	40.5	40	-	125	M160F400	DSK16	1.07
	GSK16-150	A	40.5	40	-	150	M160F400	DSK16	1.34
	GSK20-100	A	48.5	48	-	100	M160F200	DSK20	1.15
	GSK25-105	A	55	55	-	105	M200F200-P2	DSK25	1.20
SK40-	GSK6-70	A	20	19.5	-	70	M060F200	DSK6	0.91
	GSK6-100	A	20	19.5	-	100	M060F200	DSK6	0.98
	GSK6-120	A	20	19.5		120	M060F200	DSK6	1.02
	GSK6-150L	B	20	19.5	26.4	150	M060F200	DSK6	1.16
	GSK10-70	A	27.5	27	-	70	M100F350	DSK10	0.96
	GSK10-100	A	27.5	27	-	100	M100F350	DSK10	1.09
	GSK10-120	A	27.5	27	-	120	M100F350	DSK10	1.17
	GSK10-150	A	27.5	27	-	150	M100F350	DSK10	1.30
	GSK10-200L	B	27.5	27	33.7	200	M100F350	DSK10	1.65
	GSK16-70	A	40.5	40	-	70	M160F200	DSK16	1.08
	GSK16-100	A	40.5	40	-	100	M160F400	DSK16	1.34
	GSK16-120	A	40.5	40	-	120	M160F400	DSK16	1.52
	GSK16-150	A	40.5	40	-	150	M160F400	DSK16	1.79
	GSK16-200L	B	40.5	40	45.7	200	M160F400	DSK16	2.38
	GSK20-70	A	48.5	48	-	70	M160F200	DSK20	1.23
	GSK20-100	A	48.5	48	-	100	M160F400	DSK20	1.68
	GSK20-120	A	48.5	48	-	120	M160F400	DSK20	1.90
	GSK20-150	A	48.5	48	-	150	M160F400	DSK20	2.30
	GSK20-200L	B	48.5	48	55.7	200	M160F400	DSK20	3.00
	GSK25-100	A	55	55	-	100	M200F400-P2	DSK25	1.63
	GSK25-120	A	55	55	-	120	M200F400-P2	DSK25	1.96
	GSK25-150	A	55	55	-	150	M200F400-P2	DSK25	2.46
	GSK25-200	A	55	55	-	200	M200F400-P2	DSK25	2.65

转下页
See next page

GSK

SK-GSK High Precision Collet Chuck
SK-GSK 高速精密筒夹刀柄

MAX 45,000 min⁻¹



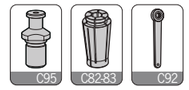

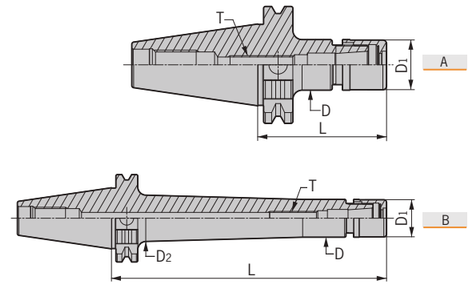

型号 Specification		图示 Figure	D	D1	D2	L	T	适用筒夹 Suit collet	重量 Weight
SK50-	GSK10-105	A	27.5	27	-	105	M100F350	DSK10	2.94
	GSK10-135	A	27.5	27	-	135	M100F350	DSK10	3.06
	GSK10-165	A	27.5	27	-	165	M100F350	DSK10	3.19
	GSK10-200L	B	27.5	27	35.2	200	M100F350	DSK10	3.49
	GSK16-100	A	40.5	40	-	100	M160F400	DSK16	3.17
	GSK16-125	A	40.5	40	-	125	M160F400	DSK16	3.39
	GSK16-150	A	40.5	40	-	150	M160F400	DSK16	3.61
	GSK16-200L	B	40.5	40	48.4	200	M160F400	DSK16	4.27
	GSK16-250L	B	40.5	40	48.4	250	M160F400	DSK16	4.82
	GSK20-100	A	48.5	48	-	100	M160F400	DSK20	3.44
	GSK20-125	A	48.5	48	-	125	M160F400	DSK20	3.77
	GSK20-150	A	48.5	48	-	150	M160F400	DSK20	4.10
	GSK20-200	A	48.5	48	-	200	M160F400	DSK20	5.20
	GSK20-250L	B	48.5	48	55.4	250	M160F400	DSK20	5.74
	GSK20-300L	B	48.5	48	55.4	300	M160F400	DSK20	6.50
	GSK25-100	A	55	55	-	100	M200F400-P2	DSK20	3.52
	GSK25-125	A	55	55	-	125	M200F400-P2	DSK20	3.87
	GSK25-150	A	55	55	-	150	M200F400-P2	DSK25	4.22
	GSK25-200	A	55	55	-	200	M200F400-P2	DSK25	4.95
	GSK25-250L	B	55	55	61.4	250	M200F400-P2	DSK25	6.33
	GSK25-300L	B	55	55	61.4	300	M200F400-P2	DSK25	7.27

注：“T”轴向限位螺钉、筒夹与扳手需单独另购。
Notice: “T” Axial fix screw、collets and wrenchs shall be ordered separately.

特 点 / Feature

■动平衡设定: G2.5； 25,000 rpm。
■内锥面跳动≤0.003 mm。

■Balanced: G2.5; 25,000 rpm;
■TIR Runout: ≤0.003mm.

加工中心刀柄 TOOL HOLDERS
可调刀柄 Adjustable chuck
HSK刀柄 HSK holder
BT刀柄 BT holder
SK刀柄 SK holder
刀柄配件 Holder accessories

DSK

SK-DSK High Precision Collet Chuck
SK-DSK 高速精密筒夹刀柄



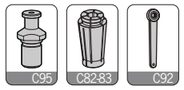

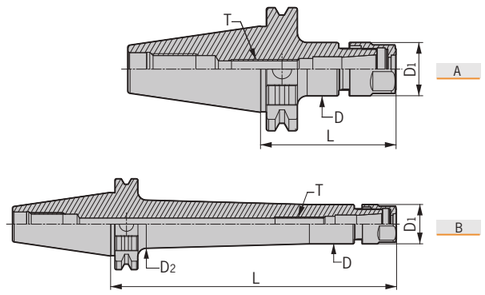

型号 Specification		图示 Figure	D	D1	D2	L	T	适用筒夹 Suit collet	重量 Weight
SK30-	DSK6-70	A	20	20	-	70	M060F200	DSK6	0.45
	DSK6-100	A	20	20	-	100	M060F200	DSK6	0.55
	DSK10-70	A	27.5	27.5	-	70	M100F350	DSK10	0.51
	DSK10-100	A	27.5	27.5	-	100	M100F350	DSK10	0.64
	DSK16-100	A	40.5	40.5	-	100	M160F400	DSK16	0.90
	DSK16-120	A	40.5	40.5	-	120	M160F400	DSK16	1.07
	DSK16-150	A	40.5	40.5	-	150	M160F400	DSK16	1.34
	DSK20-100	A	48.5	48.5	-	100	M160F200	DSK20	1.15
	DSK25-105	A	55	55	-	105	M200F200-P2	DSK25	1.20
SK40-	DSK6-70	A	20	20	-	70	M060F200	DSK6	0.91
	DSK6-100	A	20	20	-	100	M060F200	DSK6	0.98
	DSK6-120	A	20	20	-	120	M060F200	DSK6	1.02
	DSK6-150L	B	20	20	26.4	150	M060F200	DSK6	1.16
	DSK10-70	A	27.5	27.5	-	70	M100F350	DSK10	0.96
	DSK10-100	A	27.5	27.5	-	100	M100F350	DSK10	1.09
	DSK10-120	A	27.5	27.5	-	120	M100F350	DSK10	1.17
	DSK10-150	A	27.5	27.5	-	150	M100F350	DSK10	1.30
	DSK10-200L	B	27.5	27.5	33.7	200	M100F350	DSK10	1.65
	DSK16-70	A	40.5	40.5	-	70	M160F200	DSK16	1.08
	DSK16-100	A	40.5	40.5	-	100	M160F400	DSK16	1.34
	DSK16-120	A	40.5	40.5	-	120	M160F400	DSK16	1.52
	DSK16-150	A	40.5	40.5	-	150	M160F400	DSK16	1.79
	DSK16-200L	B	40.5	40.5	45.7	200	M160F400	DSK16	2.38
	DSK20-70	A	48.5	48.5	-	70	M160F200	DSK20	1.23
	DSK20-100	A	48.5	48.5	-	100	M160F400	DSK20	1.68
	DSK20-120	A	48.5	48.5	-	120	M160F400	DSK20	1.90
	DSK20-150	A	48.5	48.5	-	150	M160F400	DSK20	2.30
	DSK20-200L	B	48.5	48.5	55.7	200	M160F400	DSK20	3.00
	DSK25-100	A	55	55	-	100	M200F400-P2	DSK25	1.63
	DSK25-120	A	55	55	-	120	M200F400-P2	DSK25	1.96
	DSK25-150	A	55	55	-	150	M200F400-P2	DSK25	2.46
	DSK25-200	A	55	55	-	200	M200F400-P2	DSK25	2.65

转下页
See next page

DSK

SK-DSK High Precision Collet Chuck
SK-DSK 高速精密筒夹刀柄



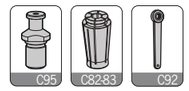

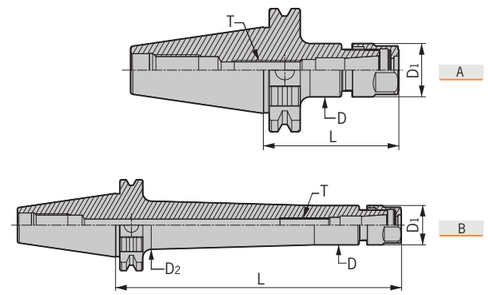

型号 Specification		图示 Figure	D	D1	D2	L	T	适用筒夹 Suit collet	重量 Weight
SK50-	DSK10-105	A	27.5	27.5	-	105	M100F350	DSK10	2.94
	DSK10-135	A	27.5	27.5	-	135	M100F350	DSK10	3.06
	DSK10-165	A	27.5	27.5	-	165	M100F350	DSK10	3.19
	DSK10-200L	B	27.5	27.5	35.2	200	M100F350	DSK10	3.49
	DSK16-100	A	40.5	40.5	-	100	M160F400	DSK16	3.17
	DSK16-125	A	40.5	40.5	-	125	M160F400	DSK16	3.39
	DSK16-150	A	40.5	40.5	-	150	M160F400	DSK16	3.61
	DSK16-200L	B	40.5	40.5	48.4	200	M160F400	DSK16	4.27
	DSK16-250L	B	40.5	40.5	48.4	250	M160F400	DSK16	4.82
	DSK20-100	A	48.5	48.5	-	100	M160F400	DSK20	3.44
	DSK20-125	A	48.5	48.5	-	125	M160F400	DSK20	3.77
	DSK20-150	A	48.5	48.5	-	150	M160F400	DSK20	4.10
	DSK20-200	A	48.5	48.5	-	200	M160F400	DSK20	5.20
	DSK20-250L	B	48.5	48.5	55.4	250	M160F400	DSK20	5.74
	DSK20-300L	B	48.5	48.5	55.4	300	M160F400	DSK20	6.50
	DSK25-100	A	55	55	-	100	M200F400-P2	DSK25	3.52
	DSK25-125	A	55	55	-	125	M200F400-P2	DSK25	3.87
	DSK25-150	A	55	55	-	150	M200F400-P2	DSK25	4.22
	DSK25-200	A	55	55	-	200	M200F400-P2	DSK25	4.95
	DSK25-250L	B	55	55	61.4	250	M200F400-P2	DSK25	6.33
	DSK25-300L	B	55	55	61.4	300	M200F400-P2	DSK25	7.27

注：“T”轴向限位螺钉、筒夹与扳手需单独另购。
Notice: “T” Axial fix screw、collets and wrenchs shall be ordered separately.

特 点 / Feature

■动平衡设定: G2.5； 20,000 rpm。
■内锥面跳动≤0.005 mm。

■Balanced: G2.5; 20,000 rpm;
■TIR Runout: ≤0.003mm.

ER

SK-ER Spring Collet Chuck
SK-ER 弹性筒夹刀柄



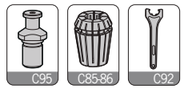

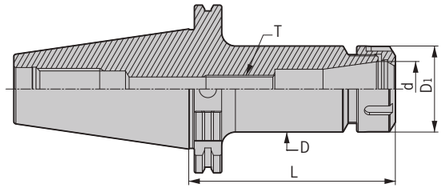

型号 Specification		D	D1	d	L	T	重量 Weight
SK30-	ER11-60	19	19	11	60	M060F200	0.45
	ER16-70	28	28	16	70	M100F200	0.67
	ER16-100	28	28	16	100	M100F350	0.80
	ER20-70	34	34	20	70	M120F200	0.79
	ER20-100	34	34	20	100	M120F400	0.99
	ER25-70	42	42	25	70	M160F200	0.68
	ER32-70	50	50	32	70	M160F200	0.72
SK40-	ER11-80	19	19	11	80	M060F200	0.93
	ER11-125	19	19	11	125	M060F200	1.02
	ER16-70	28	28	16	70	M100F350	0.96
	ER16-100	28	28	16	100	M100F350	1.11
	ER16-125	28	28	16	125	M100F350	1.22
	ER16-150	28	28	16	150	M100F350	1.33
	ER20-70	34	34	20	70	M120F200	1.03
	ER20-100	34	34	20	100	M120F400	1.24
	ER20-135	34	34	20	135	M120F400	1.46
	ER20-160	34	34	20	160	M120F400	1.56
	ER25-70	42	42	25	70	M160F200	1.13
	ER25-100	42	42	25	100	M160F400	1.41
	ER25-150	42	42	25	150	M160F400	1.90
	ER25-200	42	42	25	200	M160F400	2.38
	ER32-70	50	50	32	70	M160F200	1.21
	ER32-100	50	50	32	100	M160F400	1.64
	ER32-150	50	50	32	150	M160F400	2.34
	ER40-80	63	63	40	80	M200F200-P2	1.53
	ER40-100	63	63	40	100	M200F400-P2	1.95
	ER40-135	63	63	40	135	M200F400-P2	2.75
SK50-	ER16-100	28	28	16	100	M100F350	2.93
	ER16-135	28	28	16	135	M100F350	3.08
	ER16-160	28	28	16	160	M100F350	3.20
	ER16-200	28	28	16	200	M100F350	3.37
	ER20-100	34	34	20	100	M120F400	3.07
	ER20-135	34	34	20	135	M120F400	3.28
	ER20-160	34	34	20	160	M120F400	3.44

转下页
See next page

ER/VER

SK-ER Spring Collet Chuck
SK-ER 弹性筒夹刀柄

型号 Specification		D	D1	d	L	T	重量 Weight
SK50-	ER25-70	42	42	25	70	M160F400	2.96
	ER25-100	42	42	25	100	M160F400	3.24
	ER25-150	42	42	25	150	M160F400	3.72
	ER25-200	42	42	25	200	M160F400	4.20
	ER32-80	50	50	32	80	M160F400	3.10
	ER32-120	50	50	32	120	M160F400	3.75
	ER32-160	50	50	32	160	M160F400	4.32
	ER32-200	50	50	32	200	M160F400	4.89
	ER40-80	63	63	40	80	M200F400-P2	3.45
	ER40-120	63	63	40	120	M200F400-P2	4.38
	ER40-160	63	63	40	160	M200F400-P2	5.27
	ER40-200	63	63	40	200	M200F400-P2	6.17

注：“T”轴向限位螺钉、筒夹与扳手需单独另购。
Notice: “T” Axial fix screw、collets and wrenchs shall be ordered separately.

SK-VER Split Synch Tapping Chuck
SK-VER 分体式微补偿攻牙刀柄

NEW



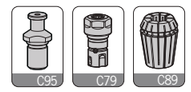

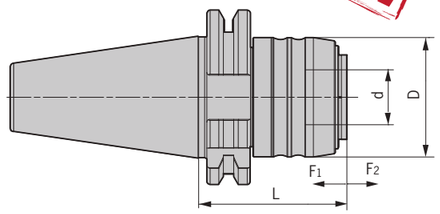

型号 Specification		D	d	L	F1	F2	攻牙能力 Tapping capacity	适用延长杆 Suit extender	重量 Weight
SK40-	VER16-53	43.5	20	53	0.2	1	M3-M12	VER16-M24	1.05
	VER20-80	52	25	80	0.2	1	M5-M16	VER20-M26	1.22
	VER25-90	60	32	90	0.2	1	M6-M20	VER25-M28	1.42
	VER32-106	72	40	106	0.2	1	M10-M24	VER32-M30	1.71
	VER40-115	87	50	115	0.2	1	M14-M33	VER40-M32	2.15
SK50-	VER16-53	43.5	20	53	0.2	1	M3-M12	VER16-M24	3.36
	VER20-64	52	25	64	0.2	1	M5-M16	VER20-M26	3.55
	VER25-74	60	32	74	0.2	1	M6-M20	VER25-M28	3.65
	VER32-100	72	40	100	0.2	1	M10-M24	VER32-M30	4.15
	VER40-115	87	50	115	0.2	1	M14-M33	VER40-M32	4.35

注：延长杆、筒夹和扳手需单独订购。
Notice: Extender, collets and wrenchs shall be ordered separately.

特点 / Feature

■显著提高丝锥使用寿命80%以上。
■有效提高加工生产效率2-4倍。
■明显提高表面加工质量与精度。
■选用ER攻丝专用筒夹夹持。
■无需依赖设备精度。
■挤压丝锥首选。

■Tap tool life increased by 80% and above;
■Work efficiency increased 2 to 4 times;
■Better surface quality;
■With ER tapping collet;
■Best choice for squeeze taps.

TPM

SK-TPM Tapping Chuck With High Rigidity
SK-TPM 扭力伸缩攻牙刀柄



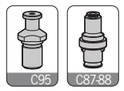

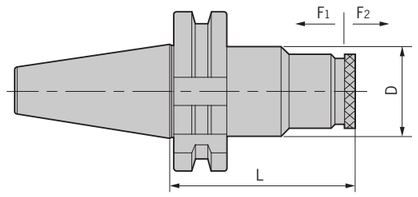

型号 Specification		D	F1	F2	L	适用筒夹 Suit collet	攻牙能力 Tapping capacity	重量 Weight
SK40-	TPM316	50	10	20	96	TPD316	M3-M16	1.56
	TPM830	66	10	25	143.6	TPD830	M8-M30	2.62
SK50-	TPM316	50	10	20	96	TPD316	M3-M16	4.24
	TPM830	66	10	25(80)	143.6	TPD830	M8-M30	4.77

注：筒夹需单独订购。
Notice: Collets shall be ordered separately.

HPM/HPC

SK-HPM High-Speed Power Chuck
SK-HPM 高速强力刀柄



MAX 30,000 min⁻¹

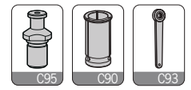

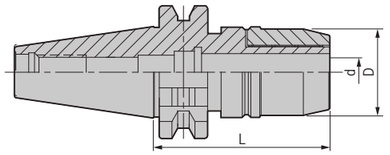

型号 Specification		范围 Range	D	d	L	适用筒夹 Suit collet	重量 Weight
SK30-	HPM20-75	6-20	54	20	75	SC20	1.80
SK40-	HPM20-80	6-20	54	20	80	SC20	2.40
	HPM20-105	6-20	54	20	105	SC20	2.50
	HPM20-135	6-20	54	20	135	SC20	2.80
	HPM32-115	6-32	68	32	115	SC32	2.80
	HPM32-135	6-32	68	32	135	SC32	3.00
SK50-	HPM20-105	6-20	54	20	105	SC20	4.50
	HPM20-135	6-20	54	20	135	SC20	4.70
	HPM32-110	6-32	68	32	110	SC32	5.20
	HPM32-135	6-32	68	32	135	SC32	5.90

SK-HPC High-Speed Power Chuck
SK-HPC 高速强力刀柄



MAX 30,000 min⁻¹

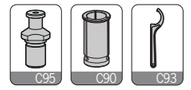

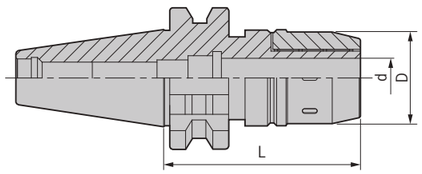

型号 Specification		范围 Range	D	d	L	适用筒夹 Suit collet	重量 Weight
SK30-	HPC16-70	3-16	50	16	70	SC16	1.40
	HPC20-75	6-20	51.5	20	75	SC20	1.80
SK40-	HPC16-70	3-16	50	16	70	SC16	1.60
	HPC16-105	3-16	50	16	105	SC16	1.80
	HPC16-135	3-16	50	16	135	SC16	2.30
	HPC20-80	6-20	51.5	20	80	SC20	2.40
	HPC20-105	6-20	51.5	20	105	SC20	2.50
	HPC20-135	6-20	51.5	20	135	SC20	2.80
	HPC32-115	6-32	70.5	32	115	SC32	2.80
	HPC32-135	6-32	70.5	32	135	SC32	3.00
SK50-	HPC16-90	3-16	50	16	90	SC16	3.90
	HPC16-110	3-16	50	16	110	SC16	4.10
	HPC16-135	3-16	50	16	135	SC16	4.30
	HPC16-150	3-16	50	16	150	SC16	4.50
	HPC20-105	6-20	51.5	20	105	SC20	4.50
	HPC20-135	6-20	51.5	20	135	SC20	4.70
	HPC20-150	6-20	51.5	20	150	SC20	4.90
	HPC32-110	6-32	70.5	32	110	SC32	5.20
	HPC32-135	6-32	70.5	32	135	SC32	5.90
	HPC32-165	6-32	70.5	32	165	SC32	6.60

注：报价时含扳手，筒夹需单独订购。
Notice:Wrench is included,while collet shall be ordered separately.

特点 / Feature

■动平衡设定: G6.3；15,000 rpm。
■3D处径向跳动≤0.01 mm。

■Balanced: G6.3; 15,000 rpm;
■Runout (X3D): ≤0.01 mm.

MLC

SK-MLC Power Chuck
SK-MLC 强力刀柄



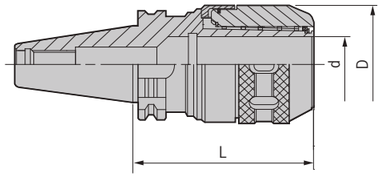

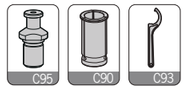

型号 Specification		范围 Range	D	d	L	适用筒夹 Suit collet	重量 Weight
SK30-	MLC20-85	6-20	53	20	85	SC20	1.90
	MLC20-100	6-20	72	20	100	SC20	2.10
	MLC32-135	6-32	72	32	135	SC32	3.00
SK40-	MLC20-85	6-20	53	20	85	SC20	2.40
	MLC20-100	6-20	53	20	100	SC20	2.50
	MLC20-135	6-20	53	20	135	SC20	2.80
	MLC32-115	6-32	72	32	115	SC32	2.80
	MLC32-135	6-32	72	32	135	SC32	3.10
SK50-	MLC20-105	6-20	53	20	105	SC20	4.50
	MLC20-150	6-20	53	20	150	SC20	4.90
	MLC32-85	6-32	72	32	85	SC32	4.50
	MLC32-110	6-32	72	32	110	SC32	5.20
	MLC32-135	6-32	72	32	135	SC32	5.90
	MLC42-110	6-42	87.5	42	110	SC42	6.00
	MLC42-165	6-42	87.5	42	165	SC42	7.40

注：报价时含扳手，筒夹需单独订购。
Notice:Wrench is included,while collet shall be ordered separately.

特点 / Feature

■3D处径向跳动≤0.01 mm。　　■Runout (X3D): ≤0.01 mm.

SK-MLC Power Chuck Kit
SK-MLC 强力筒夹本体套装组

型号 Specification		筒夹 Collet	数量 PCS/SET	重量 Weight
SK40-	MLC20-100-5PCS	SC20-6,8,10,12,16	5	7.30
	MLC32-105-7PCS	SC32-6,8,10,12,16,20,25	7	7.80
SK50-	MLC20-105-5PCS	SC20-6,8,10,12,16	5	7.50
	MLC32-110-7PCS	SC32-6,8,10,12,16,20,25	7	8.40
	MLC42-110-8PCS	SC42-6,8,10,12,16,20,25,32	8	11.40



SLN

SK-SLN Side Lock Holder
SK-SLN 侧固式刀柄



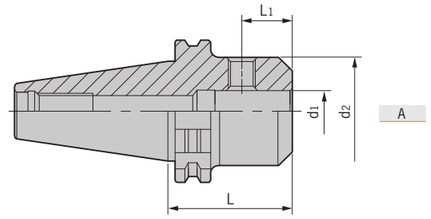

A

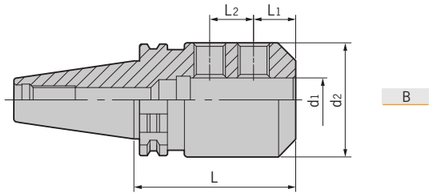

B

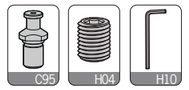

型号 Specification		图示 Figure	d_1	d_2	L	L_1	L_2	侧面压紧螺钉 Side-lock screw	重量 Weight
SK30-	SLN6-50	A	6	25	50	18	-	M060U100	0.41
	SLN8-50	A	8	28	50	18	-	M080U100	0.46
	SLN10-50	A	10	35	50	20	-	M100U120	0.54
	SLN12-50	A	12	42	50	22.5	-	M120U140	0.61
	SLN16-63	A	16	48	63	24	-	M140U160	0.85
SK40-	SLN6-50	A	6	25	50	18	-	M060U080	1.00
	SLN8-50	A	8	28	50	18	-	M080U100	1.01
	SLN10-50	A	10	35	50	20	-	M100U120	1.15
	SLN12-50	A	12	42	50	22.5	-	M120U140	1.26
	SLN16-63	A	16	48	63	24	-	M140U160	1.31
	SLN20-63	A	20	52	63	25	-	M160U160	1.33
	SLN25-100	B	25	65	100	24	25	M180Z200P	2.32
	SLN32-105	B	32	72	105	24	28	M200Z180P	2.37
SK50-	SLN6-63	A	6	25	63	18	-	M060U100	3.12
	SLN8-63	A	8	28	63	18	-	M080U100	3.15
	SLN10-63	A	10	35	63	20	-	M100U100	3.63
	SLN12-63	A	12	42	63	22.5	-	M120U140	3.86
	SLN16-63	A	16	48	63	24	-	M140U160	3.90
	SLN20-63	A	20	52	63	25	-	M160U160	3.93
	SLN25-80	B	25	65	80	24	25	M180Z200P	4.62
	SLN32-100	B	32	72	100	24	25	M200Z180P	4.80
	SLN40-110	B	40	90	110	30	32	M200Z250P	5.21
	SLN42-110	B	42	90	110	30	32	M200Z250P	6.00

注：扳手需单独订购。
Notice: Wrenchs shall be ordered separately.

MTA/MTB

SK-MTA Morse Taper Holder
SK-MTA 莫氏锥套刀柄（钻头套筒）



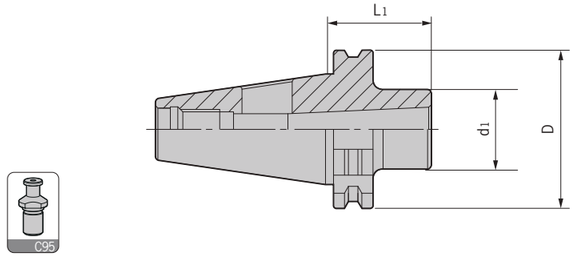

型号 Specification		莫氏锥度 MT.NO	D	d1	L	重量 Weight
SK30-	MTA1-50	1	50	25	50	0.42
	MTA2-50	2	50	32	50	0.50
	MTA3-80	3	50	40	80	0.60
SK40-	MTA1-50	1	63.55	25	50	0.95
	MTA2-50	2	63.55	32	50	1.00
	MTA3-70	3	63.55	40	70	1.13
	MTA4-95	4	63.55	48	95	1.35
SK50-	MTA1-45	1	97.50	25	45	3.59
	MTA2-60	2	97.50	32	60	3.63
	MTA3-65	3	97.50	40	65	3.65
	MTA4-95	4	97.50	48	95	3.88
	MTA5-105	5	97.50	63	105	3.74

SK-MTB Morse Taper Holder
SK-MTB 莫氏锥套刀柄（螺丝锁紧）



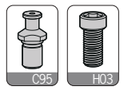

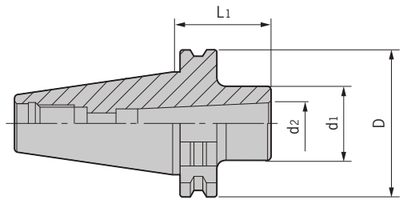

型号 Specification		莫氏锥度 MT.NO	D	d1	d2	L	拉紧螺钉 Tension screw	范围 Range	重量 Weight
SK30-	MTB1-50	1	50	25	12.065	50	E060U250	Φ10-Φ14	0.50
	MTB2-60	2	50	32	17.780	60	SK30-15-MT2	Φ16-Φ22	0.55
	MTB3-75	3	50	40	23.825	75	SK30-15-MT3	Φ24-Φ32	0.65
SK40-	MTB1-50	1	63.55	25	12.065	50	E060U250	Φ10-Φ14	0.95
	MTB2-50	2	63.55	32	17.780	50	E100Z300-MTB	Φ16-Φ22	1.00
	MTB3-70	3	63.55	40	23.825	70	SK40-15-MT3	Φ24-Φ32	1.13
	MTB4-95	4	63.55	48	31.267	95	SK40-15-MT4	Φ32-Φ50	1.35
SK50-	MTB1-45	1	97.50	25	12.065	45	E060U250	Φ10-Φ14	3.59
	MTB2-60	2	97.50	32	17.780	60	E100U350	Φ16-Φ22	3.64
	MTB3-65	3	97.50	40	23.825	65	E120U400	Φ24-Φ32	3.60
	MTB4-95	4	97.50	48	31.267	95	E160Z400-MTB	Φ32-Φ50	3.88
	MTB5-105	5	97.50	63	44.399	105	SK50-15-MT5	Φ55-Φ60	3.74

注：报价时含拉紧螺钉。
Notice:Tension screw is included.

SPU/FMB

SK-SPU Drill Chuck Holder
SK-SPU 直结式钻夹头刀柄



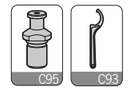

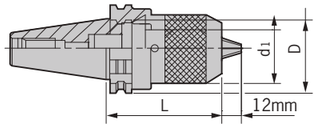

型号 Specification		D	d1	d2	L	重量 Weight
SK30-	SPU8-80	50	37	8	80	0.72
	SPU13-120	50	50	13	120	1.70
SK40-	SPU8-75	63.55	37	8	75	1.36
	SPU13-110	63.55	50	13	110	1.76
	SPU16-125	63.55	57	16	125	2.18
SK50-	SPU8-75	97.50	37	8	75	4.10
	SPU13-100	97.50	50	13	100	4.50
	SPU16-105	97.50	57	16	105	4.78

注：报价时含扳手。
Notice:Wrench is included.

特点 / Feature

■3D处径向跳动≤0.05 mm。 ■Runout (X3D): ≤ 0.05 mm.

SK-FMB Face Milling Holder
SK-FMB 平面铣刀柄



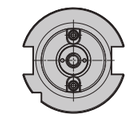

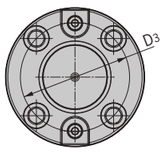

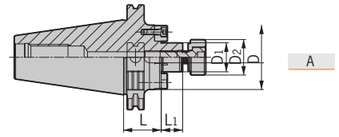

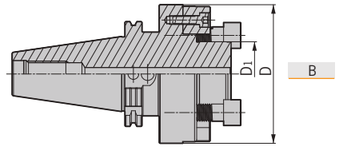

型号 Specification		图示 Figure	D	D1	D2	D3	L	L1	刀盘锁紧螺钉 Locking screw for cutter	垫圈 Washer	出水 Water hole	重量 Weight
SK30-	FMB22C-45	A	48	22	16	-	45	18	E100U300	-	√	0.70
	FMB27C-50	A	60	27	33	-	50	20	E120U300	FM-1	√	1.00
SK40-	FMB22C-40	A	48	22	16	-	40	18	E100U300	-	√	1.20
	FMB22C-100	A	48	22	16	-	100	18	E100U300	-	√	2.00
	FMB27C-60	A	60	27	33	-	60	20	E120U300	FM-1	√	1.70
	FMB27C-100	A	60	27	33	-	100	20	E120U300	FM-1	√	2.60
	FMB32C-60	A	78	32	40	-	60	22	E160U350	FM-2	√	2.30
	FMB32C-100	A	78	32	40	-	100	22	E160U350	FM-2	√	3.70
	FMB40C-60	A	85	40	50	-	60	25	E200Z350-50	-	√	2.50
SK50-	FMB22C-35	A	48	22	16	-	35	18	E100U300	-	√	2.90
	FMB22C-100	A	48	22	16	-	100	18	E100U300	-	√	3.80
	FMB27C-35	A	60	27	33	-	35	20	E120U300	FM-1	√	3.20
	FMB27C-100	A	60	27	33	-	100	20	E120U300	FM-1	√	4.50
	FMB32C-40	A	78	32	40	-	40	22	E160U350	FM-2	√	3.60
	FMB32C-100	A	78	32	40	-	100	22	E160U350	FM-2	√	5.80
	FMB40C-50	A	85	40	50	-	50	25	E200Z350-50	-	√	4.20
	FMB40F-75	B	89	40	-	66.7	75	25	E120U450	-	√	4.60
	FMB60F-70	B	129	60	-	101.6	70	32	E160U500	-	√	7.90

DSC

SK-DSC Side Cutter Holder
SK-DSC 侧铣刀柄



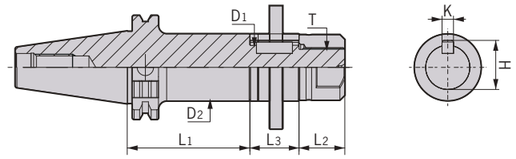



型号 Specification		L1	L2	L3	D1	D2	K	H	T	重量 Weight
SK40-	DSC22-75	75	22	30	22	34	6	24.3	M20*1.5P	1.58
	DSC22-120	120	22	30	22	34	6	24.3	M20*1.5P	1.90
	DSC27-75	75	28	30	27	41	7	30	M24*1.5P	1.97
	DSC27-120	120	28	30	27	41	7	30	M24*1.5P	2.44
	DSC32-90	90	32	30	32	47	8	35.5	M30*1.5P	2.61
SK50-	DSC22-90	90	22	30	22	34	6	24.3	M20*1.5P	3.52
	DSC27-90	90	28	30	27	41	7	30	M24*1.5P	3.96
	DSC27-135	135	28	30	27	41	7	30	M24*1.5P	4.43
	DSC32-90	90	32	30	32	47	8	35.5	M30*1.5P	4.45
	DSC32-135	135	32	30	32	47	8	35.5	M30*1.5P	5.06
	DSC40-90	90	40	30	40	55	10	43.7	M36*2.0P	5.26
	DSC40-135	135	40	30	40	55	10	43.7	M36*2.0P	6.10

SLO/CSO/PB

SK-SLO Oil-feed Holder
SK-SLO 油路刀柄



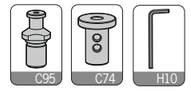

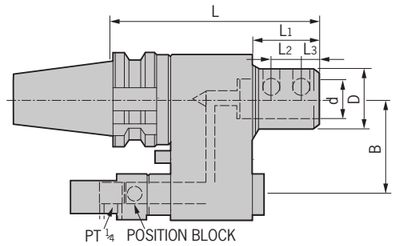

型号 Specification		D	d	L1	L2	L3	L	B	侧面压紧螺钉 Side-lock screw	扳手 Wrench	重量 Weight
SK40-	SLO32-160	72	32	50	15	15	160	60/65	M120U200	L06D	5.35
	SLO40-160	72	40	50	18	19	160	60/65	M140U160	L06D	5.04
SK50-	SLO32-160	72	32	50	15	15	160	80/82	M120U200	L06D	8.64
	SLO40-160	72	40	50	18	19	160	80/82	M140U160	L06D	8.35

注：报价时含扳手，请于订购时，依据机台规格确认中心距离B的尺寸。
Notice:1.Wrench is included; 2.Before order please check the distance B.

CSO Oil-feed Holder Reducing Sleeve
CSO 油路刀套



型号 Specification		D	d	d1	L1	L2	L3	L	重量 Weight
CSO	32-16	53	32	16	10	15	15	65	0.40
	32-20	53	32	20	10	15	15	65	0.35
	32-25	53	32	25	10	15	15	65	0.26
	40-16	63	40	16	10	18	19	75	0.74
	40-20	63	40	20	10	18	19	75	0.68
	40-25	63	40	25	10	18	19	75	0.59
	40-32	63	40	32	10	18	19	75	0.41

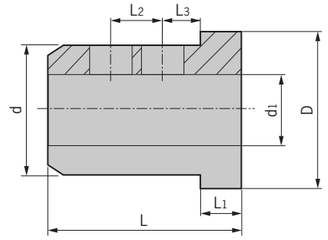

PB Oil-feed Holder Positioning Block
PB 油路止动块

型号 Specification	重量 Weight
BT40-PB30-35	0.53
BT50-PB30-35	0.46



注意：在使用油路刀柄时，止动块是必需的配套附件。
止动块可安装到ATC等机器上。因此，随着越来越多的不同型号的机器，有必要与机械制造商协商正确安装。
Notice:Using oil-feed holder, positioning block is required.
Make sure to apply of the right method when assembling this block to different machines.

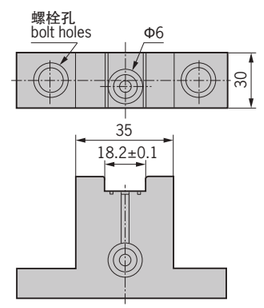

DSF-EXTENDER

DSF Shrink Fit Extender
DSF 烧结式热装延长杆





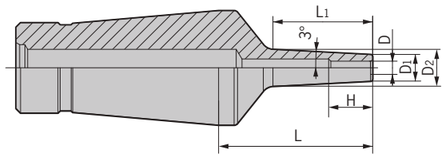

型号 Specification		D	D1	D2	L1	L	H (Min)	H (Max)	重量 Weight
DSF12-	D3-35-1.5	3	6	8.4	22	35	10	60	0.20
	D3-55-1.5	3	6	10.5	42	55	10	80	0.20
	D3-80-1.5	3	6	13.1	67	80	10	105	0.20
	D3-110-1.5	3	6	16.2	97	110	10	135	0.20
	D3-35-2.25	3	7.5	9.9	22	35	10	60	0.20
	D3-55-2.25	3	7.5	12	42	55	10	80	0.20
	D3-80-2.25	3	7.5	14.6	67	80	10	105	0.20
	D4-35-1.5	4	7	9.4	22	35	12	60	0.20
	D4-55-1.5	4	7	11.5	42	55	12	80	0.20
	D4-80-1.5	4	7	14.1	67	80	12	105	0.20
	D4-110-1.5	4	7	17.2	97	110	12	135	0.20
	D4-35-3	4	10	12.4	22	35	12	60	0.20
	D4-55-3	4	10	14.5	42	55	12	80	0.20
	D4-80-3	4	10	17.1	67	80	12	105	0.20
	D5-35-1.5	5	8	10.4	22	35	15	60	0.20
	D5-55-1.5	5	8	12.5	42	55	15	80	0.20
	D5-80-1.5	5	8	15.1	67	80	15	105	0.20
	D5-110-1.5	5	8	18.2	97	110	15	135	0.20
	D6-35-1.5	6	9	11.4	22	35	18	60	0.20
	D6-55-1.5	6	9	13.5	42	55	18	80	0.20
	D6-80-1.5	6	9	16.1	67	80	18	105	0.20
	D6-110-1.5	6	9	19.2	97	110	18	135	0.20
	D6-35-3	6	12	14.4	22	35	18	60	0.20
	D6-55-3	6	12	16.5	42	55	18	80	0.20
	D6-80-3	6	12	19.1	67	80	18	105	0.20
	D8-35-3	8	14	16.4	22	35	25	60	0.20
	D8-55-3	8	14	18.5	42	55	25	80	0.20
	D8-80-3	8	14	21.1	67	80	25	105	0.30
	D10-35-3	10	16	18.4	22	35	30	60	0.20
	D10-55-3	10	16	20.5	42	55	30	60	0.20
	D10-80-3	10	16	23.1	67	80	30	60	0.30
	D12-35-4	12	20	22.4	22	35	30	60	0.20
	D12-55-4	12	20	24.5	42	55	30	60	0.20
	D12-80-4	12	20	25.5	-	80	30	60	0.30

SF-EXTENDER

SF Shrink Fit Extender
SF 烧结式热装延长杆



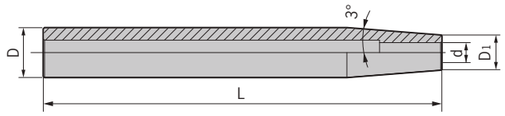

型号 Specification		D	D1	d	L	重量 Weight
C12-	SF3-160	12	8	3	160	0.20
	SF4-160	12	8	4	160	0.21
C16-	SF3-160	16	10	3	160	0.22
	SF4-160	16	10	4	160	0.23
	SF5-160	16	10	5	160	0.24
	SF6-160	16	10	6	160	0.25
C20-	SF5-160	20	14	5	160	0.40
	SF6-160	20	14	6	160	0.42
	SF8-160	20	14	8	160	0.44
C25-	SF8-160	25	20	8	160	0.60
	SF10-160	25	20	10	160	0.62
	SF12-160	25	20	12	160	0.65
C32-	SF10-160	32	27	10	160	0.78
	SF12-160	32	27	12	160	0.81
	SF16-160	32	27	16	160	0.83
	SF20-160	32	27	20	160	0.85

DC Collet Extender
DC 小径延长杆



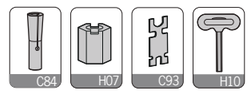

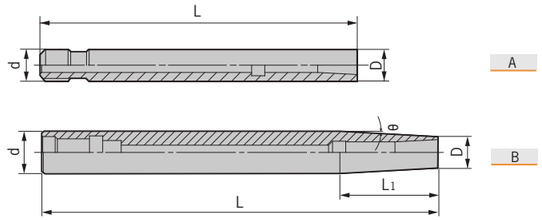

型号 Specification		图示 Figure	D	d	L1	L	θ	适用夹头 Suit collet	拉紧螺钉 Tension screw	止动螺母 Stop nut	扳手 Wrench	卡板扳手 WDC Wrench	重量 Weight
C10-	DC4-90	A	9	10	-	90	-	DC4	E040U700	ZD4-1	T03-L	WDC	0.10
C12-	DC4-120	B	9	12	-	120	-	DC4	E040U800	ZD4-2	T03-L	WDC	0.12
	DC6-120	A	14	12	-	120	-	DC6	E050U950	ZD6-2	T04-L	WDC	0.13
C16-	DC6-150	B	14	16	38	150	3°	DC6	E050U1000	ZD6-1	T04-L	WDC	0.22
C20-	DC6-200	B	14	20	76	200	3°	DC6	E050U1150	ZD6-1	T04	WDC	0.42
C25-	DC6-250	B	14	25	124	250	3°	DC6	E050U1500	ZD6-1	T04	WDC	0.50
C20-	DC8-150	B	19	20	28	150	2°	DC8	E060U800	ZD8-1	T05-L	WDC	0.40
	DC8-200	B	19	20	28	200	2°	DC8	E060U1200	ZD8-1	T05-L	WDC	0.65
C25-	DC10-150	B	24	25	28	150	2°	DC10	E080U800	ZD10-1	T06-L	WDC	0.60
	DC10-200	B	24	25	28	200	2°	DC10	E080U1200	ZD10-1	T06-L	WDC	0.68
	DC10-250	B	24	25	28	250	2°	DC10	E080U1400	ZD10-1	T06-L	WDC	0.78
C32-	DC12-200	B	30	32	57	200	2°	DC12	E100U1200	ZD12-1	T08	WDC	0.82
	DC12-250	B	30	32	57	250	2°	DC12	E100U1400	ZD12-1	T08	WDC	0.95
	DC12-300	B	30	32	57	300	2°	DC12	E100U1600	ZD12-1	T08	WDC	1.15

DC/DSK-EXTENDER

DSK Collet Extender
DSK 弹性筒夹延长杆





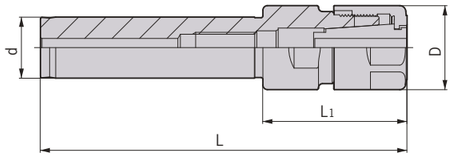

型号 Specification		D	d	L1	L	重量 Weight
C20-	DSK6-120	20	20	39	120	0.26
	DSK6-150	20	20	39	150	0.33
	DSK6-180	20	20	39	180	0.40
	DSK10-120	27.5	20	47.2	120	0.32
	DSK10-150	27.5	20	47.2	150	0.40
	DSK10-180	27.5	20	47.2	180	0.47

ER Collet Extender
ER 弹性筒夹延长杆





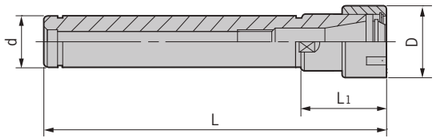

型号 Specification		D	d	L1	L	重量 Weight
C16-	ER16-100	28	16	37	137	0.20
	ER16-150	28	16	37	187	0.25
	ER20-100	34	16	42	142	0.25
C20-	ER16-100	28	20	37	137	0.28
	ER16-150	28	20	37	187	0.36
	ER20-100	34	20	42	142	0.30
	ER20-150	34	20	42	192	0.38
	ER25-100	42	20	46	146	0.10
	ER25-150	42	20	46	196	0.49
C25-	ER16-100	28	25	37	137	0.41
	ER16-150	28	25	37	187	0.54
	ER20-100	34	25	42	142	0.42
	ER20-150	34	25	42	192	0.55
	ER25-100	42	25	46	146	0.45
	ER25-150	42	25	46	196	0.65

ER-M-EXTENDER/DCK-VER

ER-M Collet Extender
ER-M 弹性筒夹延长杆





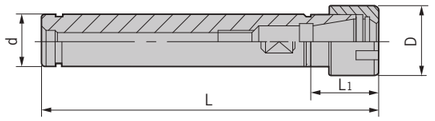

型号 Specification		D	d	L1	L	重量 Weight
C12-	ER11M-100	16	12	25	125	0.12
	ER11M-150	16	12	25	175	0.14
C16-	ER11M-100	16	16	25	125	0.14
	ER11M-150	16	16	25	175	0.22
	ER16M-100	22	16	36	136	0.15
	ER16M-150	22	16	36	186	0.21
C20-	ER16M-100	22	20	36	136	0.24
	ER16M-150	22	20	36	186	0.33
	ER20M-100	28	20	42	142	0.23
	ER20M-150	28	20	42	192	0.32
	ER20M-200	28	20	42	242	0.53
C25-	ER20M-150	28	25	42	192	0.50

DCK-VER Split Synch Tapping Chuck
DCK-VER 分体式微补偿攻牙刀柄

NEW



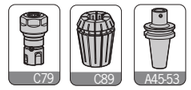

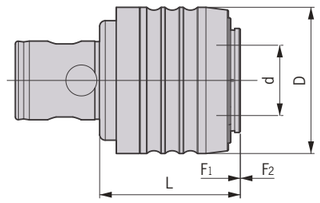

型号 Specification	D	d	L	F1	F2	攻牙能力 Tapping capacity	适用延长杆 Suit extender	重量 Weight
DCK5-VER20-50	52	25	50	0.2	1	M5-M16	VER20-M26	0.65
DCK6-VER32-75	72	40	75	0.2	1	M10-M24	VER32-M30	1.80
DCK7-VER40-90	87	50	90	0.2	1	M14-M33	VER40-M32	3.28

注：延长杆、筒夹和扳手需单独订购。
Notice: extender, collets, and wrenchs shall be ordered separately.

C-VER/VER-EXTENDER

C- VER Split Synch Tapping Chuck
C- VER 分体式微补偿攻牙刀柄

NEW





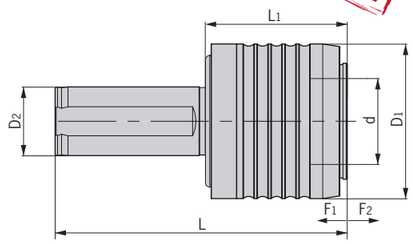

型号 Specification		d	D1	D2	L	L1	F1	F2	攻牙能力 Tapping capacity	适用延长杆 Suit extender	重量 Weight
C25-	VER25	32	60	25	115	55	0.2	1	M6-M20	VER25-M28	0.96
C32-	VER25	32	60	32	125	55	0.2	1	M6-M20	VER25-M28	1.13
	VER32	40	72	32	136	66	0.2	1	M10-M24	VER32-M30	1.73

注：延长杆、筒夹和扳手需单独订购。
Notice: extender, collets, and wrenchs shall be ordered separately.

VER Split Synch Tapping Extender
VER 分体式微补偿攻牙延长杆

NEW





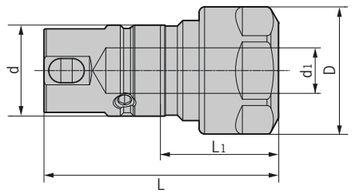

型号 Specification	夹持范围 Clamping range	D	d	L	L1	定位螺钉 Locking Screw	攻牙能力 Tapping capacity	重量 Weight
VER 16-M24	2-10	28	20	41	24	M050U050	M3-M12	0.15
16-L55	2-10	28	20	72	55	M050U050	M3-M12	0.22
VER 20-M26	2-13	34	25	51.5	26	M060U060	M5-M16	0.20
20-L75	2-13	34	25	100.5	75	M060U060	M5-M16	0.29
VER 25-M28	2-16	42	32	58	28	M080U080	M6-M20	0.35
25-L86	2-16	42	32	116	86	M080U080	M6-M20	0.54
VER 32-M30	4-20	50	40	69	30	M080U100	M10-M24	0.50
32-L90	4-20	50	40	129	90	M080U100	M10-M24	0.81
VER 40-M32	6-26	63	50	82	32	M100U140	M14-M33	0.65
40-L95	6-26	63	50	145	95	M100U140	M14-M33	0.98

VER-DC EXTENDER/VER LOCK

VER-DC Split Synch Tapping Extender
VER-DC 分体式微补偿攻牙延长杆

NEW



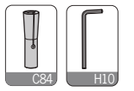

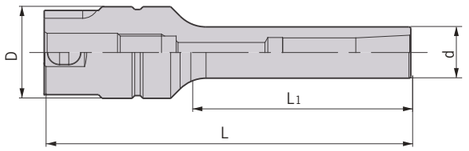

型号 Specification		D	d	L	L1	适用筒夹 Suit collet	拉紧螺钉 Tension screw	止动螺母 Stop nut	扳手 Wrench	重量 Weight
VER	16-DC4	20	10	80	50	DC4	E040U0300	ZD4-2	L03	0.08
	16-DC6	20	14	90	60	DC6	E050U0400	ZD6-1	L04	0.10
VER	20-DC4	25	10	90	50	DC4	E040U0350	ZD4-2	L03	0.15
	20-DC6	25	14	100	60	DC6	E050U0400	ZD6-1	L04	0.17
	20-DC8	25	19	120	80	DC8	E060U0500	ZD8-1	L06	0.22

VER Lock(Fixed)
VER 锁刀座

NEW



型号 Specification
TL-VER16
TL-VER20
TL-VER25
TL-VER32
TL-VER40

DHC/ODHC

Hydraulic Collet - Flange Cooling
D型端面出水液压筒夹



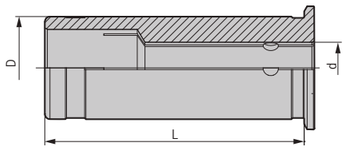

型号 Specification	d	D	L
DHC12-3	3	12	45
4	4	12	45
5	5	12	45
6	6	12	45
8	8	12	45

型号 Specification	d	D	L
DHC20-3	3	20	50.5
4	4	20	50.5
5	5	20	50.5
6	6	20	50.5
8	8	20	50.5
10	10	20	50.5
12	12	20	50.5
14	14	20	50.5
16	16	20	50.5

型号 Specification	d	D	L
DHC32-6	6	32	60.5
8	8	32	60.5
10	10	32	60.5
12	12	32	60.5
14	14	32	60.5
16	16	32	60.5
18	18	32	60.5
20	20	32	60.5
25	25	32	60.5

■精度≤0.003mm
■Runint(3D) ≤ 0.003mm

Hydraulic Collet - Internal Cooling
OD型中心出水液压筒夹



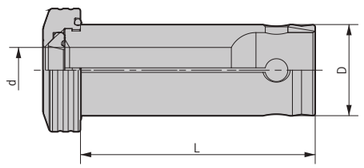

型号 Specification	d	D	L
ODHC12-3	3	12	45
4	4	12	45
5	5	12	45
6	6	12	45
8	8	12	45

型号 Specification	d	D1	L
ODHC20-3	3	20	51
4	4	20	51
5	5	20	51
6	6	20	51
8	8	20	51
10	10	20	51
12	12	20	51
14	14	20	51
15	15	20	51
16	16	20	51

型号 Specification	d	D	L
ODHC32-6	6	32	64
8	8	32	64
10	10	32	64
12	12	32	64
14	14	32	64
15	15	32	64
16	16	32	64
18	18	32	64
19	19	32	64
20	20	32	64
24	24	32	64
25	25	32	64

DSK-COLLET

DSK Precision Collet
DSK 精密弹性筒夹



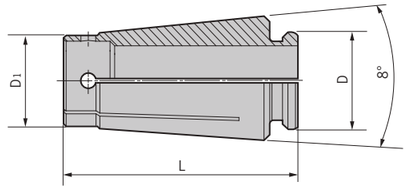

DSK6 SET NO.	DSK6 9PCS RANGEmm	DSK10 SET NO.	DSK10 16PCS RANGEmm	DSK16 SET NO.	DSK16 27PCS RANGEmm	DSK20 SET NO.	DSK20 33PCS RANGEmm	DSK25 SET NO.	DSK25 40PCS RANGEmm
DSK6-2	1.8-2.0	DSK10-2	1.75-2.0	DSK16-3	2.75-3.0	DSK20-4	3.5-4.0	DSK25-6	5.5-6.0
2.5	2.3-2.5	3	2.75-3.0	3.5	3.0-3.5	4.5	4.0-4.5	6.5	6.0-6.5
3	2.8-3.0	3.5	3.0-3.5	4	3.5-4.0	5	4.5-5.0	7	6.5-7.0
3.5	3.0-3.5	4	3.5-4.0	4.5	4.0-4.5	5.5	5.0-5.5	7.5	7.0-7.5
4	3.5-4.0	4.5	4.0-4.5	5	4.5-5.0	6	5.5-6.0	8	7.5-8.0
4.5	4.0-4.5	5	4.5-5.0	5.5	5.0-5.5	6.5	6.0-6.5	8.5	8.0-8.5
5	4.5-5.0	5.5	5.0-5.5	6	5.5-6.0	7	6.5-7.0	9	8.5-9.0
5.5	5.0-5.5	6	5.5-6.0	6.5	6.0-6.5	7.5	7.0-7.5	9.5	9.0-9.5
6	5.5-6.0	6.5	6.0-6.5	7	6.5-7.0	8	7.5-8.0	10	9.5-10.0
		7	6.5-7.0	7.5	7.0-7.5	8.5	8.0-8.5	10.5	10.0-10.5
		7.5	7.0-7.5	8	7.5-8.0	9	8.5-9.0	11	10.5-11.0
		8	7.5-8.0	8.5	8.0-8.5	9.5	9.0-9.5	11.5	11.0-11.5
		8.5	8.0-8.5	9	8.5-9.0	10	9.5-10.0	12	11.5-12.0
		9	8.5-9.0	9.5	9.0-9.5	10.5	10.0-10.5	12.5	12.0-12.5
		9.5	9.0-9.5	10	9.5-10.0	11	10.5-11.0	13	12.5-13.0
		10	9.5-10.0	10.5	10.0-10.5	11.5	11.0-11.5	13.5	13.0-13.5
				11	10.5-11.0	12	11.5-12.0	14	13.5-14.0
				11.5	11.0-11.5	12.5	12.0-12.5	14.5	14.0-14.5
				12	11.5-12.0	13	12.5-13.0	15	14.5-15.0
				12.5	12.0-12.5	13.5	13.0-13.5	15.5	15.0-15.5
				13	12.5-13.0	14	13.5-14.0	16	15.5-16.0
				13.5	13.0-13.5	14.5	14.0-14.5	16.5	16.0-16.5
				14	13.5-14.0	15	14.5-15.0	17	16.5-17.0
				14.5	14.0-14.5	15.5	15.0-15.5	17.5	17.0-17.5
				15	14.5-15.0	16	15.5-16.0	18	17.5-18.0
				15.5	15.0-15.5	16.5	16.0-16.5	18.5	18.0-18.5
				16	15.5-16.0	17	16.5-17.0	19	18.5-19.0
						17.5	17.0-17.5	19.5	19.0-19.5
						18	17.5-18.0	20	19.5-20.0
						18.5	18.0-18.5	20.5	20.0-20.5
						19	18.5-19.0	21	20.5-21.0
						19.5	19.0-19.5	21.5	21.0-21.5
						20	19.5-20.0	22	21.5-22.0
								22.5	22.0-22.5
								23	22.5-23.0
								23.5	23.0-23.5
								24	23.5-24.0
								24.5	24.0-24.5
								25	24.5-25.0
								25.4	25.0-25.4

型号 Specification	D	D1	L
DSK 6	9	7.5	25
10	13	11.9	30.5
16	20.7	18.7	45
20	24	23	50
25	29.3	28.7	57

弹性筒夹等级说明 / Spring Collet Precision

■A级：小于等于0.01mm■UP级：小于等于0.005mm
■A: ≤0.01 mm■UP: ≤0.005 mm

备注：DSK筒夹常规备库为UP级。
Remark: DSK collets in stock with UP grade.

加工中心刀柄 TOOL HOLDERS
可调刀柄 Adjustable chuck
HSK刀柄 HSK holder
BT刀柄 BT holder
SK刀柄 SK holder
刀柄配件 Holder accessories

DSK-C-COLLET

DSK-C Sealing Precision Collet
DSK-C 止水精密弹性筒夹



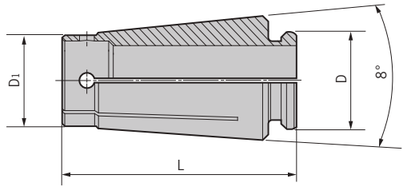

DSK10 SET NO.	4PCS RANGEmm	DSK16 SET NO.	6PCS RANGEmm
DSK10-4-C	4.0	DSK16-6-C	6.0
6-C	6.0	8-C	8.0
8-C	8.0	10-C	10.0
10-C	10.0	12-C	12.0
		14-C	14.0
		16-C	16.0

■精度≤0.005mm
■Accuracy ≤ 0.005mm



DSK Collet Puller
DSK 筒夹拆卸器

型号 Specification	适配筒夹 Suit Collet
DSK 6-T	DSK6
10-T	DSK10
16-T	DSK16
20-T	DSK20
25-T	DSK25



DC-COLLET

DC Slim Collet
DC小径筒夹



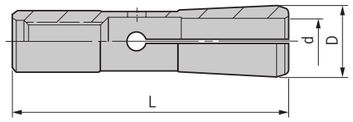

型号 Specification	D	L
DC 4	7	31
6	9.6	36
8	15	45
10	19	52
12	22	60

型号 Specification	夹持范围 Clamping range
DC4- 3E	2.75-3
4E	3.75-4

型号 Specification	夹持范围 Clamping range
DC6- 3E	2.75-3
4E	3.75-4
6E	5.75-6

型号 Specification	夹持范围 Clamping range
DC8- 3E	2.75-3
4E	3.75-4
6E	5.75-6
8E	7.75-8

型号 Specification	夹持范围 Clamping range
DC10- 3E	2.75-3
4E	3.75-4
6E	5.75-6
8E	7.75-8
10E	9.75-10

型号 Specification	夹持范围 Clamping range
DC12- 3E	2.75-3
4E	3.75-4
6E	5.75-6
8E	7.75-8
10E	9.75-10
12E	11.75-12

■精度≤0.005mm
■Runint(3D) ≤ 0.005mm

特 点 / Feature

■DC筒夹设计重点强调立铣刀的夹持力。
■每个夹头的夹持范围为0.25mm。
■The design of DC collects is emphasized on increasing the clamping force.
■Gripping range of each collect is 0.25mm.

ER-COLLET

ER Collet
ER 弹性筒夹





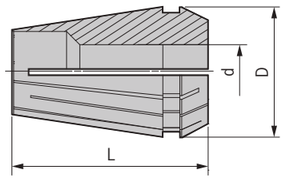

型号 Specification

ER11-13PCS		ER16-10PCS		ER20-12PCS		ER25-15PCS		ER32-19PCS		ER40-24PCS	
SET NO.	RANGEmm	SET NO.	RANGEmm	SET NO.	RANGEmm	SET NO.	RANGEmm	SET NO.	RANGEmm	SET NO.	RANGEmm
ER11- 1	1.0-0.5	ER16- 1	1.0-0.5	ER20- 2	2.0-1.0	ER25- 2	2.0-1.0	ER32- 2	2.0-1.0	ER40- 3	3.0-2.0
1.5	1.5-1.0	2	2.0-1.0	3	3.0-2.0	3	3.0-2.0	3	3.0-2.0	4	4.0-3.0
2	2.0-1.5	3	3.0-2.0	4	4.0-3.0	4	4.0-3.0	4	4.0-3.0	5	5.0-4.0
2.5	2.5-2.0	4	4.0-3.0	5	5.0-4.0	5	5.0-4.0	5	5.0-4.0	6	6.0-5.0
3	3.0-2.5	5	5.0-4.0	6	6.0-5.0	6	6.0-5.0	6	6.0-5.0	7	7.0-6.0
3.5	3.5-3.0	6	6.0-5.0	7	7.0-6.0	7	7.0-6.0	7	7.0-6.0	8	8.0-7.0
4	4.0-3.5	7	7.0-6.0	8	8.0-7.0	8	8.0-7.0	8	8.0-7.0	9	9.0-8.0
4.5	4.5-4.0	8	8.0-7.0	9	9.0-8.0	9	9.0-8.0	9	9.0-8.0	10	10-9.0
5	5.0-4.5	9	9.0-8.0	10	10-9.0	10	10-9.0	10	10-9.0	11	11-10
5.5	5.5-5.0	10	10-9.0	11	11-10	11	11-10	11	11-10	12	12-11
6	6.0-5.5			12	12-11	12	12-11	12	12-11	13	13-12
6.5	6.5-6.0			13	13-12	13	13-12	13	13-12	14	14-13
7	7.0-6.5					14	14-13	14	14-13	15	15-14
						15	15-14	15	15-14	16	16-15
						16	16-15	16	16-15	17	17-16
								17	17-16	18	18-17
								18	18-17	19	19-18
								19	19-18	20	20-19
								20	20-19	21	21-20
										22	22-21
										23	23-22
										24	24-23
										25	25-24
										26	26-25

型号 Specification	D	L
ER 11	11.5	18
16	17	27.5
20	21	31.5
25	26	34
32	33	40
40	41	46

例：ER11-13PCS为套装型号。
Note: ER 11-13PCS is a set.

弹性筒夹等级说明 / Spring Collet Precision

■A级：小于等于0.01mm■UP级：小于等于0.005mm
■A: ≤0.01 mm■UP: ≤0.005 mm

备注：ER筒夹常规备库为A级。
Remark: ER collets in stock with A grade.

ER-C-COLLET

ER-C Sealing Collet
ER-C 止水弹性筒夹

NEW





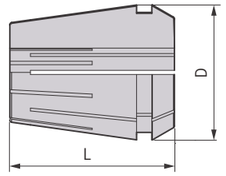

型号 Specification

ER16-8PCS-C		ER20-11PCS-C		ER25 -14PCS-C		ER32-18PCS-C		ER40-21PCS-C	
SET NO.	RANGEmm	SET NO.	RANGEmm	SET NO.	RANGEmm	SET NO.	RANGEmm	SET NO.	RANGEmm
ER16- 3-C	3.0	ER20- 3-C	3.0	ER25- 3-C	3.0	ER32- 3-C	3.0	ER40- 6-C	6.0
4-C	4.0	4-C	4.0	4-C	4.0	4-C	4.0	7-C	7.0
5-C	5.0	5-C	5.0	5-C	5.0	5-C	5.0	8-C	8.0
6-C	6.0	6-C	6.0	6-C	6.0	6-C	6.0	9-C	9.0
7-C	7.0	7-C	7.0	7-C	7.0	7-C	7.0	10-C	10.0
8-C	8.0	8-C	8.0	8-C	8.0	8-C	8.0	11-C	11.0
9-C	9.0	9-C	9.0	9-C	9.0	9-C	9.0	12-C	12.0
10-C	10.0	10-C	10.0	10-C	10.0	10-C	10.0	13-C	13.0
		11-C	11.0	11-C	11.0	11-C	11.0	14-C	14.0
		12-C	12.0	12-C	12.0	12-C	12.0	15-C	15.0
		13-C	13.0	13-C	13.0	13-C	13.0	16-C	16.0
				14-C	14.0	14-C	14.0	17-C	17.0
				15-C	15.0	15-C	15.0	18-C	18.0
				16-C	16.0	16-C	16.0	19-C	19.0
						17-C	17.0	20-C	20.0
						18-C	18.0	21-C	21.0
						19-C	19.0	22-C	22.0
						20-C	20.0	23-C	23.0
								24-C	24.0
								25-C	25.0
								26-C	26.0

型号 Specification	D	L
ER 16-C	17.0	27.5
20-C	21.0	31.5
25-C	26.0	34
32-C	33.0	40
40-C	41.0	46



例：ER16-8PCS-C为套装型号。
Note: ER16-8PCS-C is a set.

弹性筒夹等级说明 / Spring Collet Precision

■普通级：小于等于0.015mm■A级：小于等于0.01mm■UP级：小于等于0.005mm
■Standard: ≤0.015 mm■A: ≤0.01 mm■UP: ≤0.005 mm

备注：ER–C筒夹常规备库为A级。
Remark: ER-C collets in stock with A grade.

TPD

TPD316 Tapping Collet
TPD316 攻牙筒夹



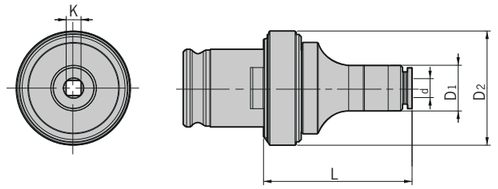

型号 Specification		d	k	D1	D2	备注通用Taps ISO529(2)	ISO529(1)	JIS	DIN371	DIN376
TPD316-	028021-L	2.8	2.1	20	33	-	-	-	-	M4
	0315025-L	3.15	2.5	20	33	M4	M3	-	-	-
	035027-L	3.5	2.7	20	33	-	-	-	M3	M5
	0400315-L	4	3.15	20	33	M5	M4	-	-	-
	040032-L	4	3.2	20	33	-	-	M3; W1/8	-	-
	045034-L	4.5	3.4	20	33	-	-	-	M4	M6
	0450355-L	4.5	3.55	20	33	M6	-	-	-	-
	050040-L	5	4	20	33	-	M5	M4	-	-
	055045-L	5.5	4.5	20	33	-	-	M5; W3/16	-	-
	060045-L	6	4.5	20	33	-	-	M6; W1/4	-	-
	060049-L	6	4.9	20	33	-	-	-	M4.5; M5; M6	M8
	061050-L	6.1	5	20	33	-	-	W5/16	-	-
	062050-L	6.2	5	20	33	-	-	M8	-	-
	063050-L	6.3	5	20	33	M8	M6	-	-	-
	070055-L	7	5.5	20	33	-	-	M10; W3/8	-	M9 M10
	080060-L	8	6	20	33	-	-	W7/16; PT1/8	-	-
	080062-L	8	6.2	20	33	-	-	-	M8	-
	080063-L	8	6.3	20	33	M10	M8	-	-	-
	085065-L	8.5	6.5	20	33	-	-	M12	-	-
	090070-L	9	7	27	33	-	-	W1/2	-	M12
	090071-L	9	7.1	27	33	M12	-	-	-	-
	100080-L	10	8	27	33	-	M10	-	M10	-
	105080-L	10.5	8	27	33	-	-	M14	-	-
	110090-L	11	9	27	33	-	-	PT1/4	-	M14
	112090-L	11.2	9	27	33	M14	-	-	-	-
	120090-L	12	9	27	33	-	-	-	-	M16
	125100-L	12.5	10	27	33	M16	-	M16	-	-

TPD丝锥筒夹长度 Length Of Tapping Collet		
L	L+60*	L+100*
45	105	145

注：ISO529（1）为细柄普通粗牙螺纹丝锥；
ISO529（2）为粗柄普通粗牙螺纹丝锥。
其中“d”，“k”尺寸为标准丝锥柄部参考数据。
TPD316丝锥筒夹分别有三款长度可选,带*规格非常备库存。例：TPD316-028021-105
Note: Regular inventory is length of "L". Length with "*" should be specially made as request.
For example: TPD316-028021-105

TPD

TPD830 Tapping Collet
TPD830 攻牙筒夹



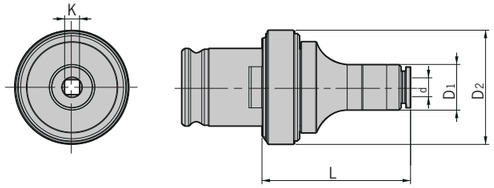

型号 Specification		d	k	D1	D2	备注通用Taps ISO529(2)	JIS	DIN371	DIN376
TPD830-	060049-L	6	4.9	20	50	-	-	-	M8
	061050-L	6.1	5	20	50	-	W5/16	-	-
	062050-L	6.2	5	20	50	-	M8	-	-
	063050-L	6.3	5	20	50	M8	-	-	-
	070055-L	7	5.5	20	50	-	M10; W3/8	-	M10
	080060-L	8	6	20	50	-	W7/16; PT1/8/PT1/16	-	-
	080062-L	8	6.2	20	50	-	-	M8	-
	080063-L	8	6.3	20	50	M10	-	--	-
	085065-L	8.5	6.5	20	50	-	M12	-	-
	090070-L	9	7	27	50	-	W1/2	-	M12
	090071-L	9	7.1	27	50	M12	-	-	-
	100080-L	10	8	27	50	-	-	M10	-
	105080-L	10.5	8	27	50	-	M14	-	-
	110090-L	11	9	27	50	-	PT1/4	-	M14
	112090-L	11.2	9	27	50	M14	-	-	-
	120090-L	12	9	27	50	-	W5/8	-	M16
	125100-L	12.5	10	27	50	M16	M16	-	-
	140110-L	14	11	32	50	-	M18; W3/4; PT3/8	-	M18
	140112-L	14	11.2	32	50	M18; M20	-	-	-
	150120-L	15	12	32	50	-	M20	-	-
	160120-L	16	12	32	50	PT1/2	-	-	M20
	160125-L	16	12.5	32	50	M22	-	-	-
	170130-L	17	13	32	50	-	M22; W7/8	-	-
	180140-L	18	14	36	50	M24	PT1/2	-	-
	180145-L	18	14.5	36	50	-	-	-	M22; M24
	190150-L	19	15	36	50	-	M24	-	-
	200150-L	20	15	36	50	-	M27; W1	-	-
	200160-L	20	16	36	50	M27; M30	-	-	M27
	220180-L	22	18	36	50	-	-	-	M30
	230170-L	23	17	36	50	-	M30	-	-

TPD丝锥筒夹长度 Length Of Tapping Collet		
L	L+60*	L+100*
65	125	165

注：ISO529（1）为细柄普通粗牙螺纹丝锥；
ISO529（2）为粗柄普通粗牙螺纹丝锥。
其中“d”，“k”尺寸为标准丝锥柄部参考数据。
TPD830丝锥筒夹分别有三款长度可选，带*规格非常备库存选。例：TPD830-060049-125
Note: Regular inventory is length of "L". Length with "*" should be specially made as request.
For example: TPD830-060049-125

ER-G

ER-G Tapping Collet
ER-G 攻牙筒夹



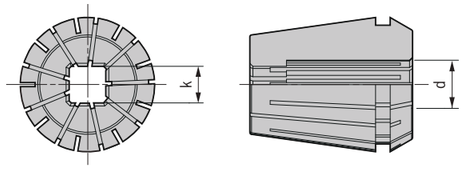

型号 Specification					d	k	备注通用Taps ISO529(1)	ISO529(2)	JIS	DIN371	DIN376
ER16-				0224018G	2.24	1.8	-	M3	-	-	-
ER16-				028021G	2.8	2.1	-	-	-	-	M4
ER16-				0315025G	3.15	2.5	M3	M4	-	-	-
ER16-				035027G	3.5	2.7	-	-	-	M3	M4.5、M5
ER16-	ER20-			040032G	4	3.2	M4	M5	M3、W1/8	-	-
ER16-	ER20-	ER25-		045034G	4.5	3.4	-	-	-	M4	M6
ER16-	ER20-	ER25-		0450355G	4.5	3.55	-	M6	-	-	-
ER16-	ER20-	ER25-		050040G	5	4	M5	-	M4	-	-
ER16-	ER20-	ER25-		055045G	5.5	4.5	-	-	M5、W3/16	-	-
ER16-	ER20-	ER25-		060045G	6	4.5	-	-	M6、W1/4	-	-
ER16-	ER20-	ER25-		060049G	6	4.9	-	-	-	M4.5、M5、M6	M8
ER16-	ER20-	ER25-		061050G	6.1	5	-	-	W5/16	-	-
ER16-	ER20-	ER25-		062050G	6.2	5	-	-	M8	-	-
ER16-	ER20-	ER25-		063050G	6.3	5	M6	M8	-	-	-
ER16-	ER20-	ER25-	ER32-	070055G	7	5.5	-	-	M10、W3/8	M7	M9、M10
ER16-	ER20-	ER25-	ER32-	080060G	8	6	-	-	W7/16、PT1/8	-	-
ER16-	ER20-	ER25-	ER32-	080062G	8	6.2	-	-	-	M8	M11
ER16-	ER20-	ER25-	ER32-	080063G	8	6.3	M8	M10	-	-	-
ER16-	ER20-	ER25-	ER32-	085065G	8.5	6.5	-	-	M12	-	-
ER16-	ER20-	ER25-	ER32-	090070G	9	7	-	-	W1/2	M9	M12
ER16-	ER20-	ER25-	ER32-	090071G	9	7.1	-	M12	-	-	-
ER16-	ER20-	ER25-	ER32-	ER40- 100080G	10	8	M10	-	-	M10	-
	ER20-	ER25-	ER32-	ER40- 105080G	10.5	8	-	-	M14	-	-
	ER20-	ER25-	ER32-	ER40- 110090G	11	9	-	-	PT1/4	-	M14
	ER20-	ER25-	ER32-	ER40- 112090G	11.2	9	-	M14	-	-	-
	ER20-	ER25-	ER32-	ER40- 120090G	12	9	-	-	W5/8	-	M16
	ER20-	ER25-	ER32-	ER40- 125100G	12.5	10	-	M16	M16	-	-
		ER25-	ER32-	ER40- 140110G	14	11	-	-	M18、W3/4、PT3/8	-	M18
		ER25-	ER32-	ER40- 140112G	14	11.2	-	M18、M20	M18	-	-
		ER25-	ER32-	ER40- 150120G	15	12	-	-	M20	-	-
			ER32-	ER40- 160120G	16	12	-	-	-	-	M20
			ER32-	ER40- 160125G	16	12.5	-	M22	-	-	-
			ER32-	ER40- 170130G	17	13	-	-	M22、W7/8	-	-
			ER32-	ER40- 180140G	18	14	-	M24	PT1/2	-	-
			ER32-	ER40- 180145G	18	14.5	-	-	-	-	M22、M24
			ER32-	ER40- 190150G	19	15	-	-	M24	-	-
				ER40- 200150G	20	15	-	-	M27、W1、PT5/8	-	-
				ER40- 200160G	20	16	-	M27、M30	-	-	M27
				ER40- 220180G	22	18	-	-	-	-	M30
				ER40- 220190G	22	19	-	-	M32、M33	-	-
				ER40- 224180G	22.4	18	-	M33	-	-	-
				ER40- 230170G	23	17	-	-	M30、PT3/4	-	-
				ER40- 250190G	25	19	-	-	M33	-	-

注：选型前需确认丝锥柄径与四方尺寸。
Note: The size of the shank must to be suitable with the collet.

■常规备库精度≤0.015mm
■In stock with accuracy ≤ 0.015mm

SC

SC Power Collet
SC 强力筒夹



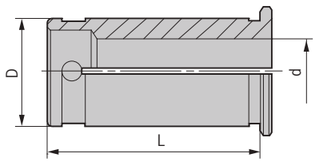

型号 Specification	D	d	L
SC16- 4	16	4	45
6	16	6	45
8	16	8	45
10	16	10	45
12	16	12	45

型号 Specification	D	d	L
SC20- 4	20	4	52
6	20	6	52
8	20	8	52
10	20	10	52
12	20	12	52
15	20	15	52
16	20	16	52

型号 Specification	D	d	L
SC25- 6	25	6	60
8	25	8	60
10	25	10	60
12	25	12	60
16	25	16	60
20	25	20	60

型号 Specification	D	d	L
SC32- 3	32	3	66
4	32	4	66
5	32	5	66
6	32	6	66
7	32	7	66
8	32	8	66
9	32	9	66
10	32	10	66
11	32	11	66
12	32	12	66
13	32	13	66
14	32	14	66
15	32	15	66
15.6	32	15.6	66
16	32	16	66
17	32	17	66
18	32	18	66
19	32	19	66
20	32	20	66
21	32	21	66
22	32	22	66
23	32	23	66
24	32	24	66
25	32	25	66

型号 Specification	D	d	L
SC42- 6	42	6	80
8	42	8	80
10	42	10	80
12	42	12	80
16	42	16	80
18	42	18	80
20	42	20	80
24	42	24	80
25	42	25	80
32	42	32	80

■精度≤0.01mm
■A grade precision ≤ 0.01mm

GSK/DSK/ER-NUT

Clamping Nuts For GSK/DSK Collet Chuck
GSK/DSK 高速刀柄专用螺帽



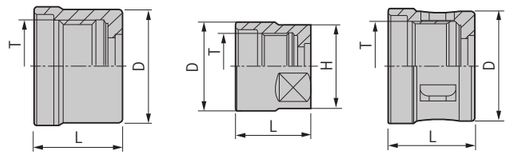

型号 Specification		图示 Figure	D	H	L	T
GSK	**6**	A	19.5	-	21	M15.5x1.0P
	10	A	27	-	24	M21.5x1.0P
	16	A	40	-	31	M32x1.5P
	20	A	48.5	-	33	M40x1.0P
	25	A	55	-	37	M45x1.5P
DSK	**6-A**	B	20	18	21	M15.5x1.0P
	10-A	B	27.5	25	24	M21.5x1.0P
	16-M	C	40.5	-	31	M32x1.5P
	20-M	C	48.5	-	33	M40x1.0P
	25-M	C	55	-	37	M45x1.5P

Clamping Nut For ER Collet Chuck
ER 夹头螺帽



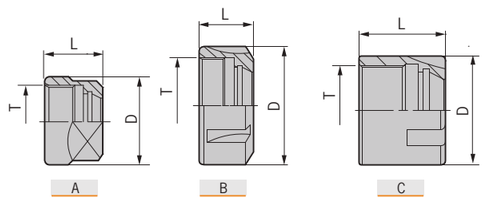

型号 Specification		图示 Figure	D	L	T
CNA-	**ER11**	A	19	12.5	M14XP0.75
	ER16	A	28	17.5	M22XP1.5
	ER20	A	34	19	M25XP1.5
CNU-	**M/RD-ER25**	B	42	20	M32XP1.5
	M/RD-ER32	B	50	22.5	M40XP1.5
	M/RD-ER40	B	63	25.5	M50XP1.5
CNM-	**ER11**	C	16	12	M13XP0.75
	ER16	C	22	18	M19XP1.0
	ER20	C	28	19	M24XP1.0
	ER25	C	35	20	M30XP1.0

WCPA/WGSK/TSK/ER-WRENCH

Wrench For HSK Coolant Pipe
HSK 冷却液导管扳手



型号 Specification		适用本体 Tool holder	重量 Weight
WCPA	**40**	HSK40	0.40
	50	HSK50	0.50
	63	HSK63	0.60
	100	HSK100	0.60

Wrench For GSK Tool Holder
GSK 套筒专用扳手



型号 Specification		适用螺帽 Clamping nut	重量 Weight
WGSK	**6**	GSK6	0.30
	10	GSK10	0.35
	16	GSK16	0.40
	20	GSK20	0.50
	25	GSK25	0.55

Wrench For DSK Tool Holder
DSK 专用扳手



型号 Specification		适用螺帽 Clamping nut	重量 Weight
TSK	**6-A**	DSK6	0.10
	10-A	DSK10	0.10
	16-M	DSK16	0.20
	20-M	DSK20	0.30
	25-M	DSK25	0.40

Wrench For ER Tool Holder
ER 专用扳手



型号 Specification		适用螺帽 Clamping nut	重量 Weight
ER	**16-A**	CNA-ER16	0.10
	20-A	CNA-ER20	0.10
	11-M	CNM-ER11	0.20
	16-M	CNM-ER16	0.20
	20-M	CNM-ER20	0.20
	25-M	CNM-ER25	0.20
	25-UM.KM/RD	CNU-ER25	0.20
	32-UM.KM/RD	CNU-ER32	0.20
	40-UM.KM/RD	CNU-ER40	0.30

HPM/MLC/SPU/WDC-WRENCH

Wrench For Milling Chuck HPM
HPM 强力弹性套筒专用扳手



型号 Specification		适用本体 Tool holder	重量 Weight
WHPM	**16**	HPM16	0.40
	20	HPM20	0.50
	32	HPM32	0.60

Wrench For Tool Holder MLC/HPC
MLC/HPC 强力筒夹本体专用扳手



型号 Specification		适用本体 Tool holder	重量 Weight
SP-MLC	**16**	MLC16/HPC16	0.19
	20	MLC20/HPC20	0.20
	25	MLC25/HPC25	0.31
	32	MLC32/HPC32	0.30
	42	MLC42/HPC42	0.45

Wrench For Drill Chuck SPU
SPU 钻夹头专用扳手



型号 Specification		适用本体 Tool holder	重量 Weight
SP-SPU	**8**	SPU8	0.10
	13	SPU13	0.12
	16	SPU16	0.12

Wrench For DC Extender
DC 延长杆专用扳手



型号 Specification	适用本体 Tool holder	重量 Weight
WDC	DC	0.10

HSK-CPA/BT/SK-PULL STUD

HSK-CPA Coolant Pipe
HSK-CPA 填充管

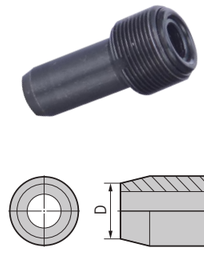

型号 Specification		D	G	扳手 Wrench
HSK	**40-CPA**	8	M12X1.0P	WCPA40
	50-CPA	10	M16X1.0P	WCPA50
	63-CPA	12	M18X1.0P	WCPA63
	100-CPA	16	M24X1.5P	WCPA100

BT Pull Stud Without Hole
BT 螺栓拉头



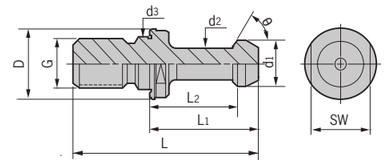

型号 Specification		D	d1	d2	d3	L1	L2	L	θ	G	SW	重量 Weight
BT30-	**45**	16.5	11	7	12.5	23	18	43	45°	M12	13	0.03
	60	16.5	11	7	12.5	23	18	43	60°	M12	13	0.03
BT40-	**45**	23	15	10	17	35	28	60	45°	M16	19	0.07
	60	23	15	10	17	35	28	60	60°	M16	19	0.07
	90	23	15	10	17	35	28	60	90°	M16	19	0.07
BT50-	**45**	38	23	17	25	45	35	85	45°	M24	30	0.25
	60	38	23	17	25	45	35	85	60°	M24	30	0.25
	90	38	23	17	25	45	35	85	90°	M24	30	0.25

BT Pull Stud With Cooling Hole
BT螺栓出水拉头



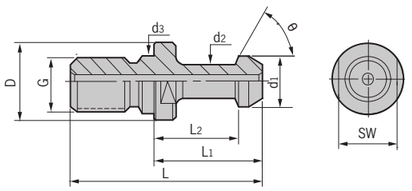

型号 Specification		给水孔径 Coolant dia.	D	d1	d2	d3	L1	L2	L	θ	G	SW	重量 Weight
BT40-	**45C**	4	23	15	10	17	35	28	60	45°	M16	19	0.07
	60C	4	23	15	10	17	35	28	60	60°	M16	19	0.07
	90C	4	23	15	10	17	35	28	60	90°	M16	19	0.07
BT50-	**45C**	6	38	23	17	25	45	35	85	45°	M24	30	0.25
	60C	6	38	23	17	25	45	35	85	60°	M24	30	0.25
	90C	6	38	23	17	25	45	35	85	90°	M24	30	0.25

SK/CAT/MAZAK-PULL STUD

SK Pull Stud With Cooling Hole
SK 螺栓出水拉头



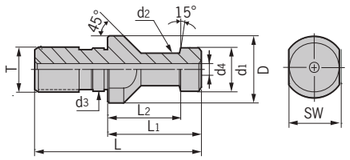

型号 Specification		D	d1	d2	d3	d4	L1	L2	L	SW	T	重量 Weight
SK-	30A	17	13	9	13	2.5	24	19	44	14	M12	0.03
	40A	23	19	14	17	7	26	20	54	19	M16	0.05
	50A	36	28	21	25	11.5	34	25	74	30	M24	0.30

CAT Pull Stud With Cooling Hole
CAT 螺栓出水拉头



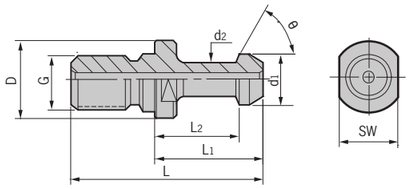

型号 Specification		给水孔径 Coolant dia.	D	d1	d2	L1	L2	L	T	SW	重量 Weight
CAT40-	45UC	7.1	23.8	18.8	12.4	16.2	11.2	38.1	5/8"-11UNC	19.05	0.03
CAT50-	45UC	11.9	36.5	28.9	20.8	25.4	17.7	58.4	1"-8UNC	31.75	0.16

MAZAK Pull Stud
MAZAK 螺栓拉头



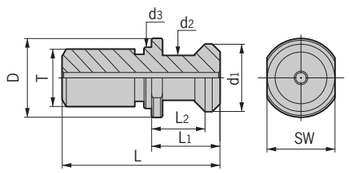

型号 Specification		D	d1	d2	d3	L	L1	L2	SW	T	重量 Weight
MAZAK-	40	22	18.8	12.45	17	44.1	19.1	14	19	M16	0.02
	50	37	28.96	20.83	25	65.2	25.2	17.58	30	M24	0.10

DIN2080/MTB-PULL STUD

DIN2080 Pull Stud
DIN2080 螺栓拉头



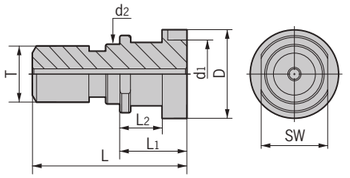

型号 Specification		D	d1	d2	L	L1	L2	SW	T	重量 Weight
DIN2080-	40	25	21.1	17	53	25	13.6	19	M16	0.06
	50	39.3	32	25	65	25	13.35	30	M24	0.30

MTB Tension Screw
MTB 拉紧拉头



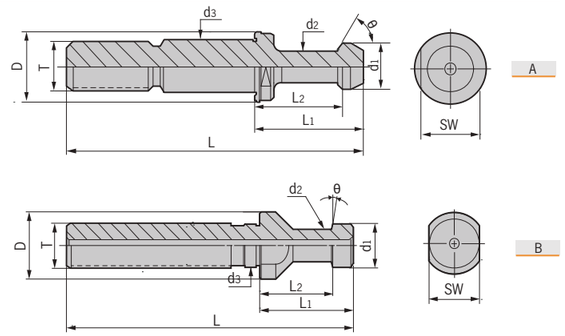

型号 Specification		图示 Figure	D	d1	d2	d3	L1	L2	L	θ	G	SW	重量 Weight
BT30-	45-MT2	A	16.5	11	7	12.5	23	18	105	45°	M10	13	0.07
BT40-	45-MT3	A	23	15	10	17	35	28	110	45°	M12	19	0.10
	45-MT4	A	23	15	10	17	35	28	110	45°	M16	19	0.10
BT50-	45-MT5	A	38	23	17	25	45	35	165	45°	M20	30	0.65
SK30-	15-MT2	B	17	13	9	13	24	19	105	15°	M10	14	0.07
SK40-	15-MT3	B	23	19	14	17	26	20	103	15°	M12	19	0.10
	15-MT4	B	23	19	14	17	26	20	113	15°	M16	19	0.10
SK50-	15-MT5	B	36	28	21	25	34	25	145	15°	M20	30	0.65

操作过程中的注意事项：
Operation Instrution for Hydraulic Chuck:

一：给液压刀柄装入刀具前，须清理安装孔内部，去除孔内的水分、油分以及其他污垢；这些因素会对夹持力造成负面影响，甚至导致加工中的刀具滑落。
二：确认被安装的刀具柄径公差在h6以内(参考h6公差表)，切勿安装柄部有平面或缺口的刀具(参考图B)，更禁止空锁，这些都会导致安装孔变形过度而报废。

1: Please completely clean any dust rust or oil on the shank of tool, also the inner-bore of chuck. Otherwise it will have negtive effect for clamping, the worst can lead tool loosing during machining.
2: Cutting tool shank tolerance must be h6. With table here followed for reference. Any tool shank has defective surface or flat side is fobidden to use (Fig.B). Empty locking might cause irreversible damage to the chuck, for over curved.

h6公差表 / h6 tolerance table

精度等級 Grade	柄径Φ（mm） Dia of Shank Φ mm						
h6	3~6	6.1~10	10.1~14	14.1~18	18.1~24	24.1~30	30.1~40
	0~-0.008	0~-0.009	0~-0.011	0~-0.011	0~-0.013	0~-0.013	0~-0.016

三：给安装孔插入刀具时，刀具柄部须紧贴孔底；孔底有可调支撑螺丝（见图A③），支撑螺丝上调极限8mm.
四：操作T型扳手（见图A①）调节锁紧螺丝（见图A②）时，从感受到阻尼开始遵循“锁紧圈数参考表”的圈数操作，从而保障最佳锁紧力。

3: Please insert a cutting tool completely close to bottom of the inner bore of the chuck.At the bottom there is an adjustable support screw (Fig.A ③). The max is 8mm.
4: Operating with T-wrench (Fig.A ①). to adjust the clamping screw (Fig.A ②), pls according to therotation table, to ensure the best clamping force.

锁紧圈数参考表 / T-wrench rotation table

刀柄内径尺寸 Inner Bore Size	T型扳手锁紧圈数 T-wrench rotation Time to Complete clamping
6mm	1.5~2.0
8mm	2.0~2.5
10mm	2.5~3.0
12mm	3.0~3.5
14mm	3.5~4.0
16mm	3.5~4.0
18mm	4.0~4.5
20mm	4.5~5.0
25mm	3.0~3.5
32mm	3.5~4.0

DHP
DHP Hydraulic Head Manuals
DHP液压刀柄说明书

使用过程中的注意事项:
Attention:

一：此款液压刀柄适用于精加工，高负荷切削会影响精度和夹持力方面的　　耐用度，所以不建议用于粗加工。
二：液压刀柄的正常工作温度在20~50℃（参考图C）。
三：请勿将其他品牌配件应用于我司刀柄上，以免造成不可预估的后果。
四：请勿随意打开液压刀柄上的密封机构，以免导致液压油渗漏失效。
五：液压刀柄如果长时间闲置时，请让锁紧螺丝保持松开状态。

1: Hydraulic chuck is suitable for finshing. Rough maching will cause the short life of the chuck. And also will lead netive effects for precision and calmping.
2: The operating temperature should be keeping at 20~50℃ (Fig.C).
3: Don't use any accsories of other brand, to avoid any negtive effect.
4: The sealing system is fobidden to be opened up, it might cause the leaking of the oil.
5: Please maintain un-clamping condition for storage or without cutting tool.



圖A/Fig.A


圖B/Fig.B

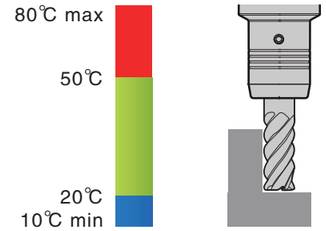

圖C/Fig.C

加工中心刀柄 TOOL HOLDERS
可调刀柄 Adjustable chuck
HSK刀柄 HSK holder
BT刀柄 BT holder
SK刀柄 SK holder
刀柄配件 Holder accessories

注意事项及使用说明:
Operration And Notice:

一：给热装刀柄装入刀具前，须清理安装孔内部，去除孔内的水分、油分以及其他污垢；这些因素会对夹持力造成负面影响，甚至导致加工中的刀具滑落。

1: Before installing cutting tool into shrink fit holder, moisture, oil and other dirt in the hole should be removed completely. Otherwise they might have negative effect for clamping tool and even cause tool to fall during machining.

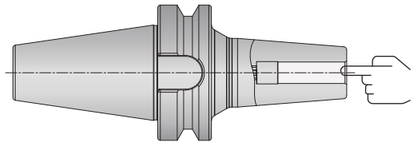

二：确认被安装的刀具柄径d公差在h6以内(参考h6公差表)，柄径超差会导致无法安装或夹紧力不足。

2: Cutting tool shank tolerance must be h6. Please refer to the following table.
Unqualified shank tolerance would lead to insufficient clamping force or cutting tool is unable to install.

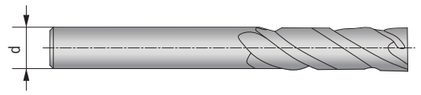

h6公差表 / h6 tolerance table

精度等级 Grade	dΦ（mm）						
h6	3~6	6.1~10	10.1~14	14.1~18	18.1~24	24.1~30	30.1~40
	0~-0.008	0~-0.009	0~-0.011	0~-0.011	0~-0.013	0~-0.013	0~-0.016

三：根据加热装置的推荐加热参数并结合热装刀柄的材料特性与壁厚，设定合适的加热参数，防止过度加热；如果出现装卸并未一次性成功，请务必将刀柄充分冷却后再调整加热参数二次装卸。

3: Setting appropriate heating parameters to prevent overheating according to recommendation of heating machine, material characteristics and wall thickness of shrink fit holder.
If the installation fails at the first time, please make sure the shrink fit holder is sufficiently cooled before adjusting the heating parameters and second installation.

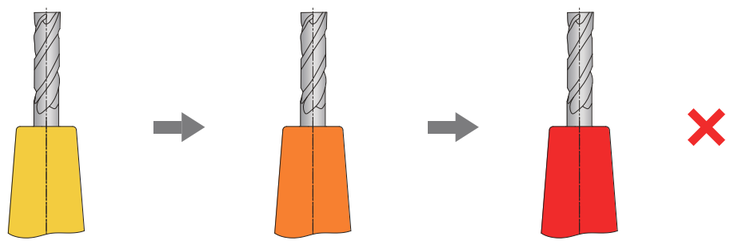

SF
SF Shrink Fit Holder Manuals
SF 烧结式热装刀柄说明书

四：为保障夹紧力和精度，刀具装入热装刀柄安装孔内的有效长度请控制在3–4倍径，参考图示。
4: To keep clamping force and precision, the effective length of cutting tool into the mounting hole of shrink fit holder should be controlled within 3-4 times of the diameter, as shown in the figure.

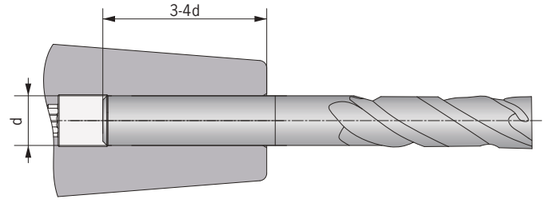

日常保养:
Routine Maintenance

一：请时常使用尼龙刷清理安装孔壁，可缓解积碳，延长热装刀柄使用年限。

1: Please clean the wall of mounting hole frequently by using nylon brush, which helps reduce carbon deposition and extend the service life of the shrink fit holder.

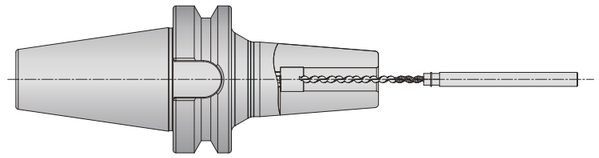

二：已使用的热装刀柄闲置时，请保持安装孔装有刀具，可避免安装孔氧化生锈。

2: Please keep mounting hole installed with cutting tool to avoid oxidation and rust when used shrink fit holder is idle.

加工中心刀柄 TOOL HOLDERS
可调刀柄 Adjustable chuck
HSK刀柄 HSK holder
BT刀柄 BT holder
SK刀柄 SK holder
刀柄配件 Holder accessories

SF-MACHINE

Shrink-Fit Principle
电磁诱导加热原理（热胀冷缩）

快速加热原理 / Heating

由加热器内之感应线圈，产生高频电磁波使刀杆感应电流而快速加热，使刀柄内孔扩张，提升换刀效率。
When the induction coils works with electricity, the shank of the tool holder which was placed into the coils heating system, is heated and expands.

冷却原理 / Cooling

利用空压机之强制降温冷却，使刀杆能迅速到达常温状态。（冷却时间与空压机马力大小成反比）
Cooling with compressed air to room temperature. (Cooling time is inversely proportional to the power of air compressor)

例：BT40-SF8-90

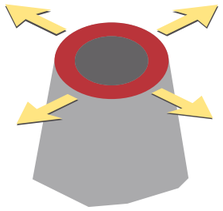

加热10–12秒
Heating Time:10-12″

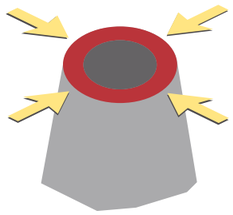

冷却120秒
Cooling Time:120″

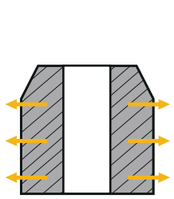

加热
Heating
将刀具置加热器内加热，
时间约20–24秒
Place tool holder in heating machine 20-24s for heating

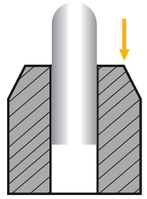

置入刀具
Inserting
将刀具置入加热膨胀后的刀柄
Put the shank of the tool into the expanded holder

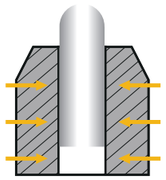

固定夹持
Cooling
温度冷却收缩后的刀柄，
可稳固夹持刀具
Cool the holder and clamp the tool

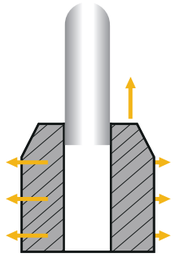

取出
Removing
刀柄在加热膨胀后，
可轻易取出刀具
Heat the holder and remove the tool

操作便利安全 / User-Friendly With High Security

刀杆被加热至换刀温度后，约五秒后自动开启送风装置冷却刀杆，不必移动加热器，提高操作之安全性。
When the holder is heated to the temperature to remove the tool, the cooling system will be switched on automatically.
No bothering to remove the heater.

SF-MACHINE

Operating Inductions & Notice For SF-3500S
SF-3500S电磁感应热缩机简介及注意事项



合金钢/不锈钢
兼容
Achieved
Alloy & Stainless steel

5秒
刃具直径Φ6
Quick Change in 5S
For Tool Φ6

型号 Specification	加热时间 HeatingTime	冷却方式 Cooling	输出电源 Voltage	瞬间输出最大功率 Power	适用刃具材质 Material of Tools	范围 Range	LxWxH (mm)	重量 Weight
SF-3500S	4-98″	风冷 Air Cooling	SINGLE-PHASE 220V/25A	4000W	钨钢 Carbide	Φ3~Φ32 mm	500x500x800	47KG

Induction Head
底座圆筒

型号 Specification

SFYT（标配 With）

用途：用于安放刀柄底座的基体
Base for different sizes of tools



Tool Holder Adapter
刀柄底座

型号 Specification

HSK 50-SF
63-BT40-SF
BT 30-SF
50-SF-H

（选配 For choice）



注：以上五款任选一款作为标配
Remark： You can choose 1 from above 5 styles as accessory

型号 Specification

AD-DSF（选配 For choice）

用途：用于固定不同规格的刀柄
For different sizes of holders



Clamp For Tools
铣刀弹簧卡片

型号 Specification

SFTH-4
SFTH-6
SFTH-8
SFTH-10
SFTH-12
SFTH-16
SFTH-120

（选配 For choice）



用途：用于置入、取出刀具用，
并可设定刀具长度
For inserting and removing the cutting tools from tool holder;
Setting either the overhang length or insertion length of the cutting tool.

Clamp Ring
卡簧钳

型号 Specification

SFQZ（选配 For choice）

用途：用于铣刀弹簧卡片的夹持操作
Supporting holder during tool changes



DK-TOOL PRESETTER

DK Tool Presetter
DK 刀具设定仪

用途 / Functions

■本仪器系集光、机、电于一体的刀具预调设备。
主要用于量测镗床、数控加工中心等制造上所使用的镗铣类切削刀具之孔径及刀具之预调仪器。

■This tool pre-setter is optical, mechanical and electrical, used for measuring and pre-setting cutting tools for boring machine and machining centers.

特 点 / Feature

■仪器主轴为“锁定装置”设计，操作容易、便利;
■主轴可依对同规格之刀具来测量（ BT50,BT40,BT30 ）而选择不同的转换套做转换;
■X、Y轴均采用光学尺装置来预示测量之数值;
■仪器附有两组手动旋转装置。

■The spindle of this tool pre-setter is with Locking Design, user-friendly and convenient;
■The spindle could be used to measure different types (BT30, BT40, BT50) of tools with different adapters;
■X-axial and Y-axial measure size optically;
■This tool pre-setter is with two sets of spare parts for manual device.



型号 Specification	电源 Power	测量范围 Measuring range	数据解析度 Resoltion	主轴锥度 Testing bar	外观尺寸 Dimension LxWxH(mm)	重量 Weight
DK-300	AC110V/220V 50HZ/60HZ	直径（X向） 300mm 高度（Z向） 30-400mm	X轴0.005mm Z轴0.005mm	BT50	860x560x990	102
DK-400	AC110V/220V 50HZ/60HZ	直径（X向） 400mm 高度（Z向） 30-400mm	X轴0.005mm Z轴0.005mm	BT50	930x600x950	108
DK-600	AC110V/220V 50HZ/60HZ	直径（X向） 600mm 高度（Z向） 30-600mm	X轴0.005mm Z轴0.005mm	BT50	1070x680x1050	125

Testing Bar
机床主轴跳动测试棒

型号 Specification		D	L	L1
BT/SK50-DZ40-260	（标配 With）	40	260	250
BT40-DZ40-250	（选配） （For choice）	40	250	240
BT30-DZ32-200		32	200	190
SK40-DZ40-250		40	250	240
SK30-DZ32-200		32	200	190
HSK100A-DZ50-260		50	260	225
HSK63A-DZ40-250		40	250	220
HSK50A-DZ32-200		32	200	170

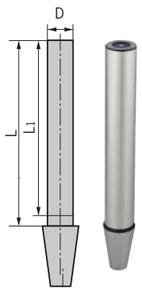

Adapter
变径转换套

型号 Specification		
BT/SK50-	30	（选配） （For choice）
	40	
BT/SK50-	HSK50	
	HSK63	
	HSK100	



DK-TOOL PRESETTER

Operations And Notice
注意事项及使用说明

A.为使本仪充分发挥功能，敬请详阅以下的操作说明，确保本仪器的准确性
Before operating, please read following points carefully:

■检查木箱在运输中是否受损，并检查仪器外观是否良好;
■拆箱后请将地盘固定螺丝松脱，并锁上随机附送的调整螺丝;
■请确保清洗防锈油，切记不可使用汽油、丙酮类溶剂。
■Check if the package is intact and presetter is in good condition;
■Unfasten the set screws, and fasten it with adjusting screws included in package;
■Clean with anti-rust oil. No gasoline, nor any solvent with acetone.

B.操作前请确认下列事项：
Checking the following points before operating:

■松开X轴固定螺丝。（请参照本仪器上黄色贴纸）;
■松开Z轴固定配重块螺丝。（请参考本仪器上黄色贴纸）;
■检查润滑系统是否正常;
■主轴务必确保清洁;
■测试棒擦拭干净。
■上述4.5两项于每次操作前必须彻底清洁，使用后请保持防锈及清洁杂物、灰尘、铁屑等。
■Unfasten the set screw on X axis (See yellow pasters on this equipment);
■Unfasten the set screw on Z axis (See yellow pasters on this equipment);
■Check the lubrication system;
■Clean the spindle;
■Clean the test bar;
■Before every operation, Procedures 4 and 5 aforementioned shall be done.

C.操作中注意事项:
Notices:

■本仪器Z轴升降时为手动快速移位装置;
■操作Z轴快速移位时请勿大力拉扯，请将把手往内压下，在移至接近刀具时，再使用微调手输;
■量测刀具时请以刀背接触测头，避免损坏测 头及量表。
■Move the Z-axis with one hand;
■No pulling nor pushing Z-axis brutally; Please push the Z-axis gently approaching the tool and then micro adjust with one hand;
■Please don't touch probe with the cutting edge to avoid any damage to probe and meter.

Instructions
使用说明

A X轴归零“0”:
Return X-axis to Zero:

■请同时拭擦清洁主轴及测试棒;
■将Z轴(升降)百分表架，向顺时针方向移90度，以免X轴归“0”时撞击测试棒;
■将X轴量表测头调至接触测试棒，使量表指针向顺时针方向接触第一个0的位置;
■将X轴显示数据设定为举测试棒半径尺寸相同之数字，即完成归0。
■Clean the spindle and test bar;
■Move Z-axis to an angle of 90 in clock-wise direction, to avoid the bump between test bar and X-axis;
■Adjust the probe of X-axis to the test bar and make indicator touch the “0” in clock-wise direction;
■Set the display data of X-axial same as the radius of testing bar, which means it is ready for testing.

B.量测程序:
Measuring procedures:

■测试棒之归“0”动作务必落实、确定;
■将刀具置入主轴，并用锁紧螺帽固定住;
■旋转主轴，使刀具之刀尖接触到X轴测头，让量表指针转至第一个0的位置;
■于显示器上设定刀具所需之尺寸，X轴请输入半径值，此时即完成刀具预调值;
■取下刀具时，请以逆时针方向松脱主固定螺帽。
■Make sure X-axis to Zero;
■Lock the tool with set screw on Z-axis;
■Move the spindle and make the cutting edge touch the probe of X-axis. Indicator points to the first Zero position;
■Set the required sizes of tools and the value of radius on X-axis;
■Unfasten the locking nut anti-clock-wisely and dismantle the tool.

加工中心刀柄 TOOL HOLDERS
可调刀柄 Adjustable chuck
HSK刀柄 HSK holder
BT刀柄 BT holder
SK刀柄 SK holder
刀柄配件 Holder accessories



MFXN

Type–MFXN Square Face Milling Cutter
MFXN型 90° 面铣刀

Kr=90°
标准规格直径50-160mm
刀片材质选项丰富PMKH

Kr=90°
Standard diameter: 50-160mm
More options for inserts PMKH





加工案例

机床：立加
被加工材料：45号钢
被加工材料硬度：HRC30
刀盘规格：MFXN90-100-32-8T-R
铣刀片：XNEX080608-GM QP5125
切削速度Vc：180m/min (580r/min)
进给速度Fz：0.2mm/t (Vf=930mm/min)
切深Ap：2mm
切宽Ae：80mm
冷却方式：水冷

Machining Case

Vertical machine
Processed material:45# steel
Material hardness: HRC30
Speciafication of mill:
MFXN90-100-32-8T-R
Insert: XNEX080608-GM QP5125
Cutting rate(Vc): 180m/min (580r/min)
Feed(Fz): 0.2mm/t (Vf=930mm/min)
Cutting depth(Ap): 2mm
Cutting width(Ae): 80mm
Coolant: Water



MFXN

Type–MFXN Square Face Milling Cutter

MFXN型方肩面铣刀盘

- ■大前倾角与动态斜面设计实现低阻力、低振感，有效提高被加工表面粗糙度。
- ■厚规格设计使得抗崩刃性更卓越，最大切深7.5mm。
- ■无方向刀片可应对多种类加工，包括平面、台阶、切槽、垂直加工。
- ■双面6刀尖比传统正角刀片更提供经济实惠。

- ■The structure has a large anterior horn and dynamic slant design, easily for cutting and low vibration. Effectively improved surface roughn -ess of the workpiece.
- ■Thick insert is remarkable for anti-broken. which can be ensured for the maximum cutting depth as 7.5mm.
- ■The non-directional insert can deal with many kinds of processing, inclu -ding plane, step, grooving, verticality machining.
- ■Double faces and 6 teeth, more economical and practical than the tradi -tional tools.

MFWN

Type–MFWN Square Face Milling Cutter
MFWN型 90° 面铣刀

Kr=90°
标准规格直径50-250mm
刀片材质选项丰富PMKS

Kr=90°
Standard diameter: 50-250mm
More options for inserts PMKS







加工案例

机床：立加
被加工材料：45号钢
被加工材料硬度：HB180
刀盘规格：MFWN90-160-40-10T-R
铣刀片：WNGU080608N-GM JP5125
切削速度Vc：140m/min (280r/min)
进给速度Fz：0.15mm/t (Vf=420mm/min)
切深Ap：2.5mm
切宽Ae：130mm
冷却方式：气冷

Machining Case

Vertical machine
Processed material: 45# steel
Material hardness: HB180
Speciafication of mill:
MFWN90-160-40-10T-R
Insert: WNGU080608N-GM JP5125
Cutting rate(Vc): 140m/min (280r/min)
Feed(Fz): 0.15mm/t (Vf=420mm/min)
Cutting depth(Ap): 2.5mm
Cutting width(Ae): 130mm
Coolant: Air

MFWN

Type–MFWN Square Face Milling Cutter
MFWN型方肩面铣刀盘

■6个切削刃提供更好的经济性
■刀片材质可覆盖铸铁、钢件、不锈钢和难加工材料的广域应用
■刀体与刀片的优秀配合度可实现接近于90° 的完美垂直
■可满足面铣、台阶铣、槽铣或垂直加工的多领域应用
■大前角设计与动态斜面实现低阻力、低振感，有效提高被加工面表面质量

■6 cutting edges achieve better machining economy.
■Insert has wide-area applications which is suitable for machining cast iron, steel, stainless steel and difficult-to-machine materials.
■Excellent matching of cutter body and insert is close to perfect 90 degree vertical.
■A variety of machining areas is feasible including surface, step, groove and vertical milling.
■The design of large front angle and dynamic slope provides low resistance and vibration during machining. The roughness of workpiece surface is also improved.

MFWN

Type–MFWN Square Face Milling Cutter
MFWN型 90° 面铣刀

Contrast Experiment： Angle Deviation
实测对比：角度差异

检测设备：德国ZOLLER对刀仪

Testing Equipment: Tool Presetting and Measuring Machine from ZOLLER, Germany

德克MFWN

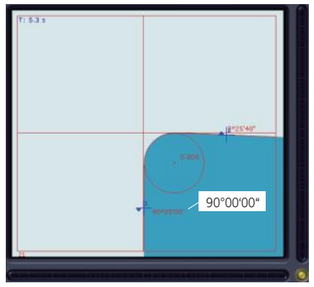

图1

竞品MFWN

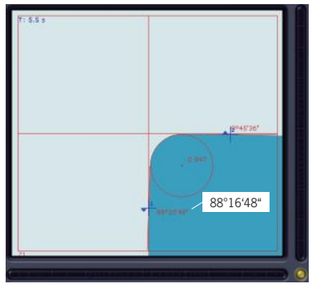

图2

竞品MFWN

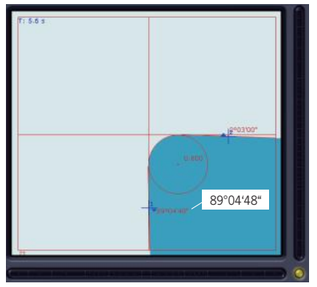

图3

■市面上多数刀体制作因为要兼顾不同来源的刀片，因此难以避免出现图2图3的角度偏摆问题；而德克刀体以德克刀片为基准，使得安装配合结果如图1所示，可达到近乎完美的90度设计初衷。

■Most of cutters in the market is difficult to avoid the angle deviation problem of Figure 2 and Figure 3 because it is necessary to take into account inserts from different brands;However DEREK cutter is based on the DEREK own inserts, which results in the installation and matching machining as shown in Figure 1. It can achieve a near-perfect 90°design.

Contrast Experiment： Surface Roughness
实测对比：粗糙度差异

刀片: WNGU080608N-GM JP5225
切削速度Vc: 200m/min
进给速度Fz: 0.1mm/t
切深Ap: 1.2mm
切宽Ae: 40mm

Insert: WNGU080608N-GM JP5225
Cutting speed(Vc): 200m/min
Feed rate(Fz): 0.1mm/t
Cutting depth(Ap): 1.2mm
Cutting width(Ae): 40mm

德克MFWN



图1

竞品MFWN



图2

■鉴于德克对刀盘周跳与端跳的精度管控，使得在同样切削条件下产生的粗糙度表现更为优秀。

■Better roughness result received under the same cutting conditions due to DEREK precision control of run-out.

MFWN

Type–MFWN Square Face Milling Cutter
MFWN型 90° 面铣刀

应用实例 / Application Example

切削负载对比
Comparison of cutting load capacity

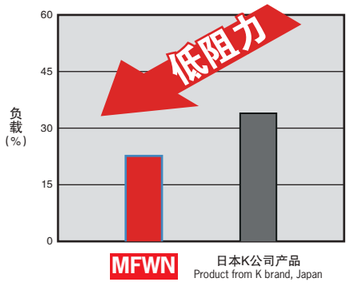

被加工材料：QT500
使用刀具：MFWN90-80-27-5T-R（Φ80）
切削速度Vc：160m/min
进给速度Fz：0.13mm/t
切深Ap：2.0mm
Machined material: QT500
Tool: MFWN90-80-27-5T-R（Φ80）
Cutting speed(Vc): 160m/min
Feed rate(Fz): 0.13mm/t
Cutting depth(Ap): 2.0mm

精加工表面粗糙度对比
Comparison of surface roughness after finishing machining

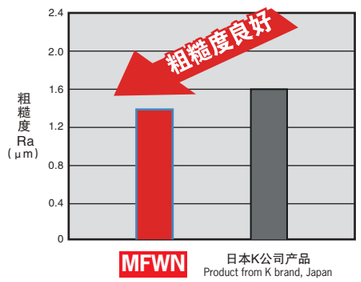

被加工材料：42CrMo
使用刀具：MFWN90-50-22-4T-R（Φ50）
切削速度Vc：200m/min
进给速度Fz：0.1mm/t
切深Ap：0.3mm
Machined material: 42CrMo
Tool: MFWN90-50-22-4T-R（Φ50）
Cutting speed(Vc): 200m/min
Feed rate(Fz): 0.1mm/t
Cutting depth(Ap): 0.3mm

安装刀片后的轴向跳动对比
Comparison of axial runout after installing the insert

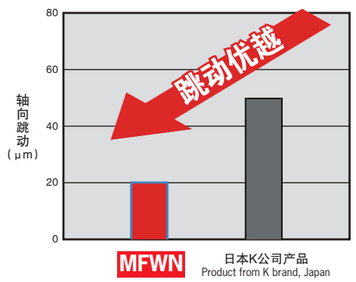

使用刀具：MFWN90-80-27-5T-R（Φ80）
刃数：5
Tool: MFWN90-80-27-5T-R（Φ80）
Teeth: 5

The Massive Blank Workpiece
QT500 块状毛坯

切削距离/Cutting length：8.43m

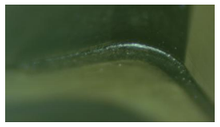
LP5125


LP5225

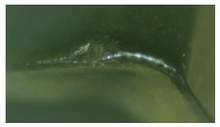
日本K公司产品
Product from K brand, Japan

■采用细颗粒度的基体，刃口通过微润滑处理工艺，实现稳定的抗冲击性。
■Keep stable impact resistance by high density insert and the cutting edge with micro-lubrication treatment.

使用刀具/Tool

铣刀盘：MFWN90-80-27-5T-R
刀片：WNGU080608N-GM(JP5125/JP5225)
切削速度Vc：160m/min
进给速度Fz：0.13mm/t
切深Ap：2.0mm
切宽Ae：60.0mm

Face milling cutter: MFWN90-80-27-5T-R
Insert: WNGU080608N-GM(JP5125/JP5225)
Cutting speed(Vc): 160m/min
Feed rate(Fz): 0.13mm/t
Cutting depth(Ap): 2.0mm
Cutting width(Ae): 60.0mm

Mechanical Parts
42CrMo 机械零件

切削距离/Cutting length：19.8m


LP5125

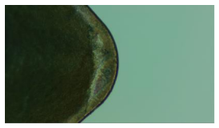
LP5225


日本K公司产品
Product from K brand, Japan

■通过高硬度且耐氧化性能优异的PVD纳米涂层，实现稳定的耐磨性。
■Keep stable wear resistance by PVD nano coating with high hardness and excellent resistance to oxidation.

使用刀具/Tool

铣刀盘：MFWN90-50-22-4T-R
刀片：WNMU080608N-GM(JP5125/JP5225)
切削速度Vc：201m/min
进给速度Fz：0.29mm/t
切深Ap：0.3mm
切宽Ae：30.0mm

Face milling cutter: MFWN90-50-22-4T-R
Insert: WNMU080608N-GM(JP5125/JP5225)
Cutting speed(Vc): 201m/min
Feed rate(Fz): 0.29mm/t
Cutting depth(Ap): 0.3mm
Cutting width(Ae): 30.0mm

HN45

Type- HN45 45°Face Milll
HN45型 45° 面铣刀

Kr=45°
12刀尖=经济性与切深的绝佳融合
标准规格直径50-315mm
刀片材质选项丰富PMKSH

Kr=45°
12-edge insert,superb combination of economy and cutting depth Standard diameter: 50-315mm
More options for inserts PMKSH







加工案例

机床：立加
被加工材料：HT300
被加工材料硬度：HB200
刀盘规格：HN45-125-40-8T-R
铣刀片：HNMX0907ANSN-R ZP5125
切削速度Vc：240m/min（600r/min）
进给速度Fz：0.15mm/t (Vf=720mm/min)
切深Ap：1.5mm
切宽Ae：80mm
冷却方式：水冷

Machining Case

Vertical machine
Processed material: HT300
Materal hardness: HB200
Speciafication of mill:
HN45-125-40-8T-R
Insert: HNMX0907ANSN-R ZP5125
Cutting rate(Vc): 240m/min (600r/min)
Feed(Fz): 0.15mm/t (Vf=720mm/min)
Cutting depth(Ap): 1.5mm
Cutting width(Ae): 80mm
Coolant: Water

HN45

Type- HN45 45°Face Mill
HN45型45°面铣刀

■动态斜面设计实现低阻力、低振感，有效提高粗加工进给速度、并保障良好的表面粗糙度。
■厚规格设计使得抗崩刃性更卓越，刀锋尖端厚度7mm，最薄部位也确保5mm厚度，最大切深5mm。
■双面12刀尖提供优秀经济性。

■The dynamic slant design is easy for cutting with low vibration and high speed. Effectively improved surface roughness of the workpiece.
■Thick insert is remarkable for anti-broken. Thickness of insert edge is 7 mm, and thinnest part is 5mm, which can be ensured for the maxi -mum cutting depth as 5mm.
■Double faces and 12 teeth are more economical and practical.

SN45

Type- SN45 45°Face Mill
SN45型 45° 面铣刀

Kr=45°
标准规格直径50-200mm
刀片材质选项丰富PMK

Kr=45°
Standard diameter: 50-200mm
More options for inserts PMK







SN45

Type- SN45 45°Face Mill
SN45型45°面铣刀

■动态斜面设计实现低阻力、低振感，有效提高粗加工进给速度、并保障良好的表面粗糙度。
■厚规格设计使得抗崩刃性更卓越，刀锋尖端厚度6mm,最薄部位也确保4.5mm厚度，最大切深8mm。
■双面8刀尖提供优秀经济性。

■The dynamic slant design is easy for cutting with low vibration and high speed. Effectively improved surface roughness of the workpiece.
■Thick insert is remarkable for anti-broken. Thickness of insert edge is 6 mm, and thinnest part is 4.5 mm, which can be ensured for the ma -ximum cutting depth as 8mm.
■Double faces and 8 teeth are more economical and practical.

加工案例

机床：立加
被加工材料：45号钢
被加工材料硬度：HB180
刀盘规格：SN45-125-40-10T-R
铣刀片：SNMX1205ANN-M JP5225
切削速度Vc：200m/min (500r/min)
进给速度Fz：0.2mm/t (Vf=1000mm/min)
切深Ap：2mm
切宽Ae：50mm
冷却方式：水冷

Machining Case

Vertical machine
Processed material: 45# steel
Material hardness: HB180
Speciafication of mill:
SN45-125-40-10T-R
Insert: SNMX1205ANN-M JP5225
Cutting rate(Vc): 200m/min (500r/min)
Feed(Fz): 0.2mm/t (Vf=1000mm/min)
Cutting depth(Ap): 2mm
Cutting width(Ae): 50mm
Coolant: Water

MFXN

Type–MFXN Square Face Milling cutter
MFXN型 90° 面铣刀





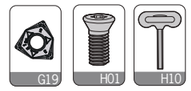

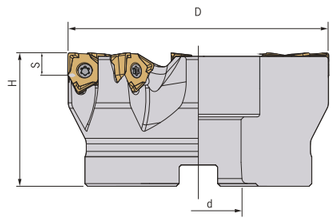

型号 Specification		刃数 Teeth	D	d	H	S	刀片螺钉 Insert screw	旗型扳手 Wrench	库存 Stock
MFXN90-	50-22-4T-R	4	50	22	40	7.5	M040C130	Q15B	△
	50-22-5T-R	5	50	22	40	7.5	M040C130	Q15B	△
	63-22-4T-R	4	63	22	40	7.5	M040C130	Q15B	△
	63-27-6T-R	6	63	27	40	7.5	M040C130	Q15B	△
	63-27-7T-R	7	63	27	40	7.5	M040C130	Q15B	△
	80-27-5T-R	5	80	27	50	7.5	M040C130	Q15B	△
	80-27-7T-R	7	80	27	50	7.5	M040C130	Q15B	△
	80-27-9T-R	9	80	27	50	7.5	M040C130	Q15B	△
	100-32-6T-R	6	100	32	50	7.5	M040C130	Q15B	△
	100-32-8T-R	8	100	32	50	7.5	M040C130	Q15B	△
	100-32-11T-R	11	100	32	50	7.5	M040C130	Q15B	△
	125-40-7T-R	7	125	40	63	7.5	M040C130	Q15B	△
	125-40-11T-R	11	125	40	63	7.5	M040C130	Q15B	△
	125-40-14T-R	14	125	40	63	7.5	M040C130	Q15B	△
	160-40-12T-R	12	160	40	63	7.5	M040C130	Q15B	△
	160-40-16T-R	16	160	40	63	7.5	M040C130	Q15B	△

适用 Suitable:德克刀片、山高刀片DEREK Or SECO Insert

型号 Specification	A	S	d1	r	刀片材质 Composition	库存 Stock	适用被加工材料 P M K S H		
XNEX080608-GM	12.7	6.45	4.55	0.8	QP5125	▲	P钢	M不锈钢	K铸铁
					QP5225	▲	P钢	M不锈钢	H高硬度钢

注：
Notice:
▲ 常备库存
▲ Excellent (Instock)
△ 生产计划中
△ Good (Instock)
○ 按订单生产
○ On Request

MFWN

Type–MFWN Square Face Milling Cutter
MFWN型 90° 面铣刀



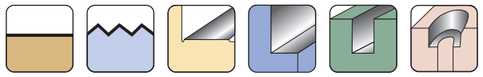

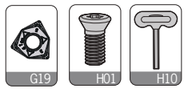

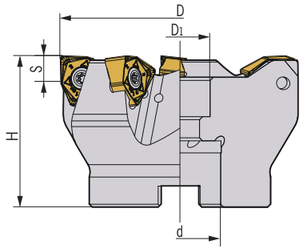

	型号 Specification	刃数 Teeth	D	D1	d	H	S	刀片螺钉 Insert screw	T形扳手 Wrench	冷却孔 Coolant hole	重量 Weight
MFWN90-	50-22-4T	4	50	15	22	40	8	MO50Y140	T15M	√	0.27
	63-22-4T	4	63	18	22	40	8	MO50Y140	T15M	√	0.42
	63-22-5T	5	63	18	22	40	8	MO50Y140	T15M	√	0.42
	80-27-5T	5	80	20	27	50	8	MO50Y140	T15M	√	0.99
	80-27-7T	7	80	20	27	50	8	MO50Y140	T15M	√	0.99
	100-32-7T	7	100	45	32	50	8	MO50Y140	T15M	√	1.49
	100-32-9T	9	100	45	32	50	8	MO50Y140	T15M	√	1.48
	125-40-8T	8	125	55	40	63	8	MO50Y140	T15M	√	2.73
	160-40-10T	10	160	56	40F	63	8	MO50Y140	T15M	·	3.80
	200-60-12T	12	200	133.5	60	63	8	MO50Y140	T15M	·	5.32
	250-60-14T	14	250	133.5	60	63	8	MO50Y140	T15M	·	9.01

适用 Suitable:德克刀片 DEREK Insert

图示 Fig	型号 Specification	A	S	d1	r	刀片材质 Composition	库存 Stock	适用被加工材料 P M K S H
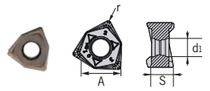	WNGU080608N-GM	14.04	8.25	7.7	0.8	JP5125	▲	P钢 / M不锈钢
						JP5225	▲	P钢 / M不锈钢 / S耐热合金
						JC1135	▲	P钢
						JC3115	▲	K铸铁

注： ▲ 常备库存 △生产计划中 ○按订单生产
Notice: ▲Excellent (Instock) △Good (Instock) ○On Request

HN45

Type- HN45 45°Face Milll
HN45型 45° 面铣刀



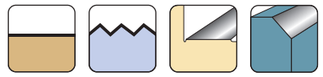

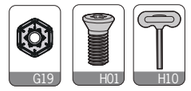

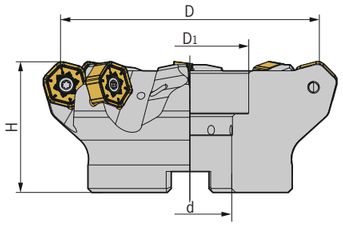

	型号 Specification	刃数 Teeth	D	D1	d	H	刀片螺钉 Insert screw	T形扳手 Wrench	冷却孔 Coolant hole	重量 Weight
HN45-	50-22-4T-R	4	50	18	22	40	M045J120	T15M	√	0.45
	63-22-6T-R	6	63	18	22	40	M045J120	T15M	√	0.60
	80-27-6T-R	6	80	20	27	50	M045J120	T15M	√	1.23
	80-27-8T-R	8	80	20	27	50	M045J120	T15M	√	1.22
	100-32-8T-R	8	100	45	32	50	M045J120	T15M	√	1.80
	100-32-10T-R	10	100	45	32	50	M045J120	T15M	√	1.75
	125-40-8T-R	8	125	55	40	63	M045J120	T15M	√	3.37
	125-40-10T-R	10	125	55	40	63	M045J120	T15M	√	3.29
	160-40-8T-R	8	160	56	40F	63	M045J120	T15M	·	5.00
	160-40-12T-R	12	160	56	40F	63	M045J120	T15M	·	4.97
	200-60-12T-R	12	200	133.5	60	63	M045J120	T15M	·	5.89
	250-60-14T-R	14	250	133.5	60	63	M045J120	T15M	·	9.49
	315-60-16T-R	16	315	133.5	60	80	M045J120	T15M	·	21.0

适用 Suitable:德克刀片 DEREK Insert

图示 Fig	型号 Specification	A	S	d1	刀片材质 Composition	库存 Stock	适用被加工材料 P M K S H
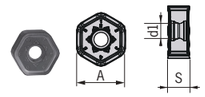	HNMX0907ANSN-R	16.5	7.14	4.9	ZP5125	▲	P钢 / K铸铁
					ZP5225	▲	P钢 / M不锈钢

注： ▲ 常备库存 △生产计划中 ○按订单生产
Notice: ▲Excellent (Instock) △Good (Instock) ○On Request

SN45

Type- SN45 45°Face Mill
SN45型 45° 面铣刀



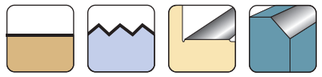

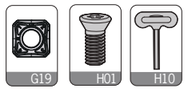

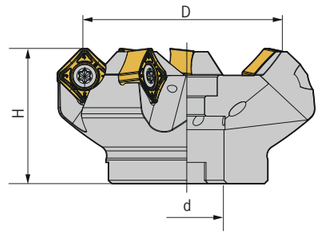

	型号 Specification	刃数 Teeth	D	d	H	刀片螺钉 Insert screw	T形扳手 Wrench	冷却孔 Coolant hole	重量 Weight
SN45-	50-22-4T-R	4	50	22	40	M040C100	T15M	√	0.40
	50-22-6T-R	6	50	22	40	M040C100	T15M	√	0.40
	63-22-6T-R/L	6	63	22	40	M040C100	T15M	√	0.60
	63-22-8T-R	8	63	22	40	M040C100	T15M	√	0.60
	80-27-7T-R/L	7	80	27	50	M040C100	T15M	√	1.20
	80-27-10T-R	10	80	27	50	M040C100	T15M	√	1.20
	100-32-8T-R/L	8	100	32	50	M040C100	T15M	√	1.80
	100-32-12T-R	12	100	32	50	M040C100	T15M	√	1.70
	125-40-10T-R/L	10	125	40	63	M040C100	T15M	√	3.30
	125-40-16T-R	16	125	40	63	M040C100	T15M	√	3.30
	160-40-12T-R/L	12	160	40F	63	M040C100	T15M	-	4.60
	160-40-20T-R	20	160	40F	63	M040C100	T15M	-	4.70
	200-60-14T-R	14	200	60	63	M040C100	T15M	-	5.90
	200-60-24T-R	24	200	60	63	M040C100	T15M	-	6.00

适用 Suitable:德克刀片 DEREK Insert

图示 Fig	型号 Specification	A	B	S	d1	刀片材质 Composition	库存 Stock	适用被加工材料 P M K S H		
	SNMX1205ANN-M	12.9	2.12	6.98	7.98	JP5225	▲	P钢	M不锈钢	K铸铁

注：
Notice:
▲ 常备库存
▲ Excellent (Instock)
△生产计划中
△Good (Instock)
○按订单生产
○On Request



ASR/EMR

ASR Screw-on Cutter For High-feed Milling
ASR 锁牙式大进给端铣刀头



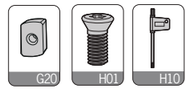

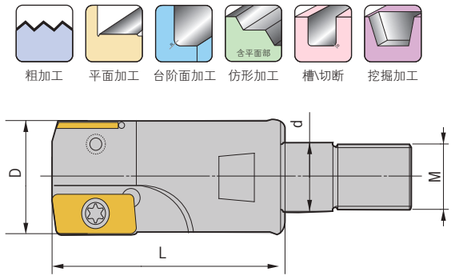

	型号 Specification	刃数 Teeth	D	d	L	M	刀片型号 Insert	刀片螺钉 Insert screw	旗形扳手 Wrench	重量 Weight
ASR-	16-M8-2T	2	16	M8	25	M8	EPNW0603TN-8	M025W060	Q08	0.05
	17-M8-2T	2	17	M8	25	M8	EPNW0603TN-8	M025W060	Q08	0.05
	20-M10-2T	2	20	M10	30	M10	EPNW0603TN-8	M025W060	Q08	0.09
	21-M10-2T	2	21	M10	30	M10	EPNW0603TN-8	M025W060	Q08	0.09
	25-M12-3T	3	25	M12	35	M12	EPNW0603TN-8	M025W060	Q08	0.14
	26-M12-3T	3	26	M12	35	M12	EPNW0603TN-8	M025W060	Q08	0.14

适用 Suitable:德克刀片、日立刀片 DEREK Or HITACHI Insert

EMR Screw-on Milling Cutter
EMR 锁牙式端铣刀头





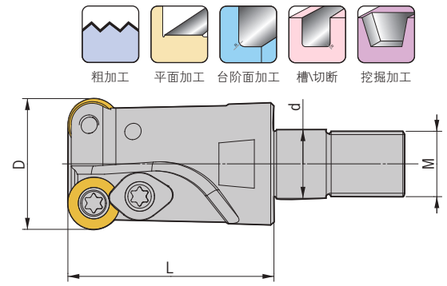

	型号 Specification	刃数 Teeth	D	d	L	M	刀片型号 Insert	刀片螺钉 Insert screw	压板 Clamp	压板螺钉 Screw	旗形扳手 Wrench	重量 Weight
EMR-	4R16-M8-2T	2	16	8.5	25	M8	RPMW0802	M030Y070-1	YS-34	M030Y070-1	Q08	0.05
	4R17-M8-2T	2	17	8.5	25	M8	RPMW0802	M030Y070-1	YS-34	M030Y070-1	Q08	0.05
	4R20-M10-2T	2	20	10.5	30	M10	RPMW0802	M030Y070-1	YS-34	M030Y070-1	Q08	0.09
	4R21-M10-2T	2	21	10.5	30	M10	RPMW0802	M030Y070-1	YS-34	M030Y070-1	Q08	0.09
	5R25-M12-2T	2	25	12.5	35	M12	RPMW1003	M040S080-1	YS-43	M040S100-1	Q15	0.14
	5R26-M12-2T	2	26	12.5	35	M12	RPMW1003	M040S080-1	YS-43	M040S100-1	Q15	0.14
	5R30-M12-2T	2	30	12.5	35	M12	RPMW1003	M040S100-1	YS-43	M040S120	Q15	0.14
	5R35-M16-3T	3	35	17	43	M16	RPMW1003	M040S100-1	YS-43	M040S120	Q15	0.25

适用 Suitable:德克刀片、三菱刀片 DEREK Or MITSUBISHI Insert

TRS/RCF

TRS Screw-on Milling Cutter
TRS 锁牙式端铣刀头



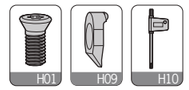

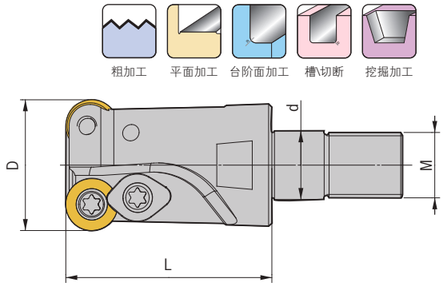

	型号 Specification	刃数 Teeth	D	d	L	M	刀片型号 Insert	刀片螺钉 Insert screw	压板 Clamp	压板螺钉 Screw	旗形扳手 Wrench	重量 Weight
TRS-	4R16-M8-2T	2	16	8.5	25	M8	RDMT0802	M030Y070-1	YS-34	M030Y070-1	Q08	0.05
	4R17-M8-2T	2	17	8.5	25	M8	RDMT0802	M030Y070-1	YS-34	M030Y070-1	Q08	0.05
	4R20-M10-2T	2	20	10.5	30	M10	RDMT0802	M030Y070-1	YS-34	M030Y070-1	Q08	0.09
	4R21-M10-2T	2	21	10.5	30	M10	RDMT0802	M030Y070-1	YS-34	M030Y070-1	Q08	0.09
	5R25-M12-2T	2	25	12.5	35	M12	RDMT10T3	M040R080-2	YS-43	M040S100-1	Q15	0.14
	5R26-M12-2T	2	26	12.5	35	M12	RDMT10T3	M040R080-2	YS-43	M040S100-1	Q15	0.14
	5R30-M12-2T	2	30	12.5	35	M12	RDMT10T3	M040R080-2	YS-43	M040S100-1	Q15	0.14
	5R35-M16-3T	3	35	17	43	M16	RDMT10T3	M040R090	YS-43	M040S100-1	Q15	0.25

适用 Suitable:德克刀片、三菱刀片 DEREK Or MITSUBISHI Insert

RCF Screw-on Ball-nose Cutter For Roughing
RCF 锁牙式球形中粗刀头



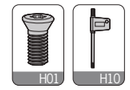

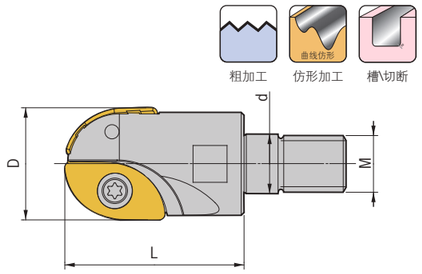

	型号 Specification	刃数 Teeth	D	d	L	M	刀片型号 Insert	刀片螺钉 Insert screw	旗形扳手 Wrench	重量 Weight
RCF-	20-10R-M10-2T	2	20	10.5	40	M10	ZCEW100CE ZCEW100SE	M030D075 M030D095	Q08B	0.09
	25-12.5R-M12-2T	2	25	12.5	40	M12	ZCEW125CE ZCEW125SE	M040D080-3 M040D110-3	Q15B	0.14

适用 Suitable:德克刀片、日立刀片 DEREK Or HITACHI Insert

BF/300R/400R

BF Screw-on Ball-nose Cutter For Finishing
BF 锁牙式球形精铣刀头



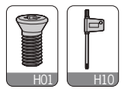



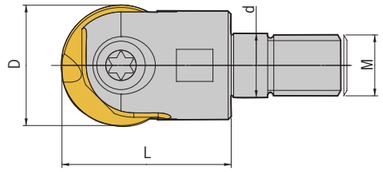

型号 Specification		刃数 Teeth	D	d	L	M	刀片型号 Insert	刀片螺钉 Insert screw	旗形扳手 Wrench	重量 Weight
BF-	6R-M6-1T	1	12	6.5	22	M6	P3200-D12	M050W090-6R	Q20	0.03
	8R-M8-1T	1	16	8.5	28	M8	P3202-D16	M050W130-8R	Q20	0.05
	10R-M10-1T	1	20	10.5	30	M10	P3201-D20	M050W170-10R	Q20	0.09
	12.5R-M12-1T	1	25	12.5	40	M12	P3202-D25	M060W210-12.5R	T30M	0.14

适用 Suitable:德克刀片、瓦尔特刀片 DEREK Or WALTER Insert

300R/400R Screw-on Milling Cutter
300R/400R 锁牙式清角端铣刀头



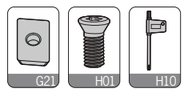

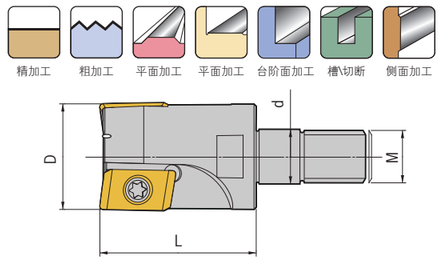

型号 Specification		刃数 Teeth	D	d	L	M	刀片型号 Insert	刀片螺钉 Insert screw	旗形扳手 Wrench	重量 Weight
300R-	16-M8-2T	2	16	8.5	25	M8	APMT1135	M025W060	Q08	0.05
	17-M8-2T	2	17	8.5	25	M8	APMT1135	M025W060	Q08	0.05
	20-M10-2T	2	20	10.5	30	M10	APMT1135	M025W060	Q08	0.09
	21-M10-2T	2	21	10.5	30	M10	APMT1135	M025W060	Q08	0.09
	25-M12-3T	3	25	12.5	35	M12	APMT1135	M025W060	Q08	0.14
	26-M12-3T	3	26	12.5	35	M12	APMT1135	M025W060	Q08	0.14
400R-	25-M12-2T	2	25	12.5	35	M12	APMT1604	M040S080-1	Q15	0.14
	26-M12-2T	2	26	12.5	35	M12	APMT1604	M040S080-1	Q15	0.14
	30-M12-2T	2	30	12.5	35	M12	APMT1604	M040S100-1	Q15	0.16
	35-M16-3T	3	35	17	43	M16	APMT1604	M040S100-1	Q15	0.24

适用 Suitable:德克刀片、三菱刀片 DEREK Or MITSUBISHI Insert

AJU

AJU Screw-on Cutter For Drilling Milling
AJU 锁牙式过中心钻铣刀头



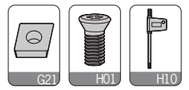



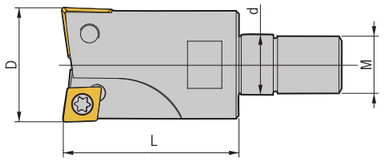

型号 Specification		刃数 Teeth	D	d	L	M	刀片型号 Insert	刀片螺钉 Insert screw	旗形扳手 Wrench	重量 Weight
AJU-	16-M8-2T	2	16	8.5	28	M8	CCMT060204 CPMT080204Z	M025W060	Q08B	0.05
	20-M10-2T	2	20	10.5	32	M10	CCMT060204 CPMT090204Z	M025W060 M035R080-1	Q08B Q15B	0.09
	25-M12-2T	2	25	12.5	38	M12	CPMT090308 CPMT120308Z	M040R080-2	Q15B	0.14
	32-M16-2T	2	32	17	42	M16	CPMT120408 CPMT160408Z	M050Y110-4	Q20B	0.23

适用 Suitable:德克刀片、日立刀片 DEREK Or HITACHI Insert

DS

DS Solid Carbide Holder
DS 抗振铣刀头接杆



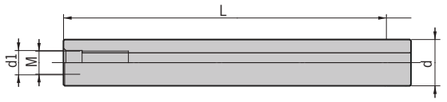

型号 Specification		d	L	M	d1	重量 Weight
DS-	C12-M6-100	12	100	M6	6.5	0.14
	C12-M6-150	12	150	M6	6.5	0.21
	C12-M6-200	12	200	M6	6.5	0.29
	C15-M8-100	15	100	M8	8.5	0.23
	C15-M8-150	15	150	M8	8.5	0.35
	C15-M8-200	15	200	M8	8.5	0.46
	C15.6-M8-150	15.6	150	M8	8.5	0.38
	C15.6-M8-200	15.6	200	M8	8.5	0.51
	C15.6-M8-250	15.6	250	M8	8.5	0.60
	C16-M8-100	16	100	M8	8.5	0.26
	C16-M8-150	16	150	M8	8.5	0.39
	C16-M8-200	16	200	M8	8.5	0.51
	C16-M8-250	16	250	M8	8.5	0.65
	C16-M8-300	16	300	M8	8.5	0.79
	C19-M10-150	19	150	M10	10.5	0.54
	C19-M10-200	19	200	M10	10.5	0.72
	C19-M10-250	19	250	M10	10.5	0.91
	C20-M10-100	20	100	M10	10.5	0.42
	C20-M10-150	20	150	M10	10.5	0.60
	C20-M10-200	20	200	M10	10.5	0.82
	C20-M10-250	20	250	M10	10.5	1.00
	C20-M10-300	20	300	M10	10.5	1.22
	C24-M12-150	24	150	M12	12.5	0.81
	C24-M12-200	24	200	M12	12.5	1.08
	C24-M12-250	24	250	M12	12.5	1.35
	C24-M12-300	24	300	M12	12.5	1.62
	C25-M12-150	25	150	M12	12.5	0.94
	C25-M12-200	25	200	M12	12.5	1.25
	C25-M12-250	25	250	M12	12.5	1.55
	C25-M12-300	25	300	M12	12.5	1.83
	C32-M16-150	32	150	M16	17	1.43
	C32-M16-200	32	200	M16	17	1.90
	C32-M16-250	32	250	M16	17	2.38
	C32-M16-300	32	300	M16	17	2.81
	C32-M16-350	32	350	M16	17	3.28
	C32-M16-400	32	400	M16	17	3.75

转下页
See next page

DS

Screwed-on Milling Cutter VS Standard Milling Cutter
钨钢抗震刀杆和钢制刀杆的性能比较

加工条件/Cutting Condition

■使用工具：钢制刀杆300R-C20-20-160-2T
超强硬杆DS-C19-M10-150+300R-20-M10-2T
■被加工材质：55#
■硬质：201HB

■Cutter: 300R-C20-20-160-2T ---------- A
DS-C19-M10-150+300R-20-M10-2T -------- B
■Work piece: 55#
■Hardness: 201HB

	低速条件	高速条件
切削速度	Vc=80m/min	Vc=150m/min
主轴转速	N=1,270min^{-1}	N=2,390min^{-1}
进给速度	F=2,000mm/min	F=4,800mm/min
每转进给	f=1.6mm/rev	f=2.0mm/rev

切深：Ap=0.3mm
切宽：Ae=12mm
冷却方式：切削液
使用机床：立式加工中心
悬长：L=190mm
顺铣

加工范围
Range

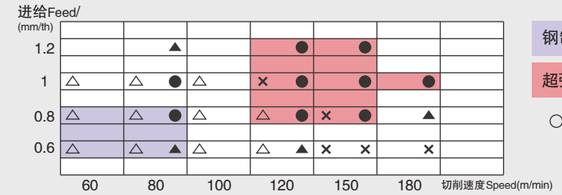

钢制刀杆: 300R-C20-20-160-2T(○ △ ×)
超强硬杆: DS-C19-M10-150+300R-20-M10-2T (● ▲ ×)

○● 无振动 Free Vibration
△▲ 振动较小 Light Vibration
× 振动较大 Large Vibration

加工效率提高3倍！

切削阻力
Cutting Resistance Force

低速条件（Vc=80m/min）

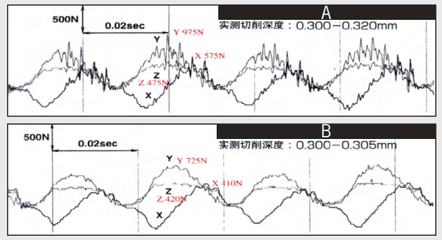

高速条件（Vc=150m/min）

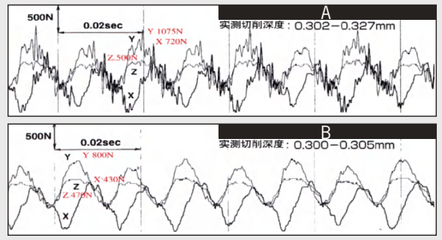

寿命判定
Tool Life

寿命基准（VBMAX 0.2MM以上）

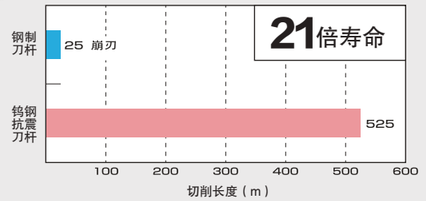

刀片损伤状况



实验结果 刀具寿命大幅提高 低速切削高速切削均无震动

Result: Compared to stardard milling cutter,screwed-on milling cutter with solid carbide holder enjoys a much longer tool life and lighter vibration.

AJX

AJX High Feed Indexable Milling Tool
AJX 大进给立铣刀



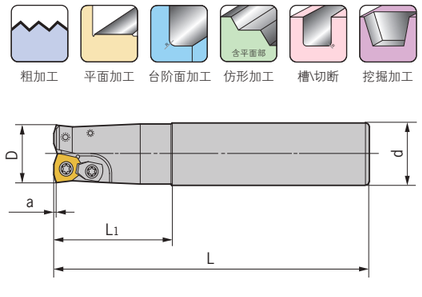

型号 Specification		刃数 Teeth	D	d	a	L1	L	刀片 Insert	刀片螺钉 Insert screw	压板 Clamp	压板螺钉 Clamp Screw	旗形扳手 Wrench	重量 Weight
AJX-	C20-20-130-2T	2	20	20	1.5	50	130	JOMT080320	M030Y070-2	-	-	Q10R	0.29
	C20-20-180-2T	2	20	20	1.5	100	180	JOMT080320	M030Y070-2	-	-	Q10R	0.40
	C20-22-130-2T	2	22	20	1.5	30	130	JOMT080320	M030Y070-2	-	-	Q10R	0.30
	C20-22-180-2T	2	22	20	1.5	30	180	JOMT080320	M030Y070-2	-	-	Q10R	0.40
	C25-25-140-2T	2	25	25	2	60	140	JDMW09T320	M035T085	YD-13	M040S100-1	Q15B	0.47
	C25-25-200-2T	2	25	25	2	120	200	JDMW09T320	M035T085	YD-13	M040S100-1	Q15B	0.69
	C25-28-140-2T	2	28	25	2	40	140	JDMW09T320	M035T085	YD-13	M040S100-1	Q15B	0.49
	C25-28-200-2T	2	28	25	2	40	200	JDMW09T320	M035T085	YD-13	M040S100-1	Q15B	0.72
	C32-32-160-2T	2	32	32	2	70	160	JDMW120420	M040R100-2	YD-13	M040S120	Q15B	0.90
	C32-32-200-2T	2	32	32	2	120	200	JDMW120420	M040R100-2	YD-13	M040S120	Q15B	1.13
	C32-32-250-2T	2	32	32	2	130	250	JDMW120420	M040R100-2	YD-13	M040S120	Q15B	1.45
	C32-35-160-2T	2	35	32	2	70	160	JDMW120420	M040R100-2	YD-13	M040S120	Q15B	0.92
	C32-35-200-2T	2	35	32	2	70	200	JDMW120420	M040R100-2	YD-13	M040S120	Q15B	1.17
	C32-35-250-2T	2	35	32	2	70	250	JDMW120420	M040R100-2	YD-13	M040S120	Q15B	1.48
	C32-40-200-3T	2	40	32	2	70	200	JDMW120420	M040R100-2	YD-13	M040S120	Q15B	1.20
	C32-40-250-3T	3	40	32	2	70	250	JDMW120420	M040R100-2	YD-13	M040S120	Q15B	1.50
	C32-40-300-3T	3	40	32	2	70	300	JDMW120420	M040R100-2	YD-13	M040S120	Q15B	1.80

适用 Suitable:德克刀片、三菱刀片 DEREK Or MITSUBISHI Insert

SKS

SKS High Feed Indexable Milling Tool
SKS 大进给立铣刀



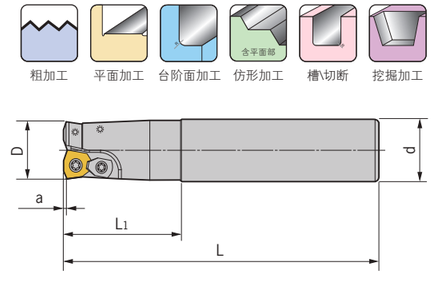

型号 Specification		刃数 Teeth	D	d	a	L1	L	刀片型号 Insert	刀片螺钉 Insert screw	压板 Clamp	压板螺钉 Clamp Screw	旗形扳手 Wrench	重量 Weight
SKS-	C20-20-130-2T	2	20	20	1.25	50	130	WDMW050316	M030Y070-2	-	-	Q10R	0.28
	C20-20-180-2T	2	20	20	1.25	100	180	WDMW050316	M030Y070-2	-	-	Q10R	0.39
	C20-21-130-2T	2	21	20	1.25	50	130	WDMW050316	M030Y070-2	-	-	Q10R	0.29
	C20-21-180-2T	2	21	20	1.25	50	180	WDMW050316	M030Y070-2	-	-	Q10R	0.41
	C25-25-140-2T	2	25	25	1.5	60	140	WDMW06T320	M040R080-2	YD-13	M040S100-1	Q15B	0.46
	C25-25-200-2T	2	25	25	1.5	70	200	WDMW06T320	M040R080-2	YD-13	M040S100-1	Q15B	0.69
	C25-26-140-2T	2	26	25	1.5	60	140	WDMW06T320	M040R080-2	YD-13	M040S100-1	Q15B	0.47
	C25-26-200-2T	2	26	25	1.5	60	200	WDMW06T320	M040R080-2	YD-13	M040S100-1	Q15B	0.71
	C32-30-160-2T	2	30	32	1.5	70	160	WDMW06T320	M040R080-2	YD-13	M040S100-1	Q15B	0.80
	C32-30-200-2T	2	30	32	1.5	70	200	WDMW06T320	M040R080-2	YD-13	M040S100-1	Q15B	1.05
	C32-32-160-3T	3	32	32	1.5	70	160	WDMW06T320	M040R080-2	YD-13	M040S100-1	Q15B	0.89
	C32-32-200-3T	3	32	32	1.5	70	200	WDMW06T320	M040R080-2	YD-13	M040S100-1	Q15B	1.16
	C32-33-160-3T	3	33	32	1.5	70	160	WDMW06T320	M040R080-2	YD-13	M040S100-1	Q15B	0.89
	C32-33-200-3T	3	33	32	1.5	70	200	WDMW06T320	M040R080-2	YD-13	M040S100-1	Q15B	1.16
	C32-32-160-2T	2	32	32	2	70	160	WDMW080520	M045Y110	YD-16	M045Y110	Q20B	0.89
	C32-32-200-2T	2	32	32	2	120	200	WDMW080520	M045Y110	YD-16	M045Y110	Q20B	1.15
	C32-33-160-2T	2	33	32	2	50	160	WDMW080520	M045Y110	YD-16	M045Y110	Q20B	0.84
	C32-33-200-2T	2	33	32	2	50	200	WDMW080520	M045Y110	YD-16	M045Y110	Q20B	1.15
	C32-40-200-3T	3	40	32	2	50	200	WDMW080520	M045Y110	YD-16	M045Y110	Q20B	1.24
	C32-40-250-3T	3	40	32	2	50	250	WDMW080520	M045Y110	YD-16	M045Y110	Q20B	1.55

适用 Suitable:德克刀片、 黛杰刀片 DEREK Or DIJET Insert

ASR

ASR High-feed Milling Cutter
ASR 大进给立铣刀



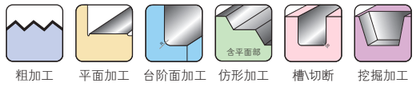

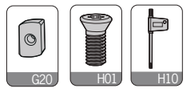

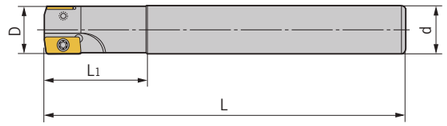

型号 Specification		刃数 Teeth	D	d	L_1	L	刀片型号 Insert	刀片螺钉 Insert screw	旗形扳手 Wrench	重量 Weight
ASR-	C16-16-120-2T	2	16	16	40	120	EPNW0603TN-8	M025W060	Q08B	0.17
	C16-16-160-2T	2	16	16	50	160	EPNW0603TN-8	M025W060	Q08B	0.23
	C16-17-160-2T	2	17	16	27	160	EPNW0603TN-8	M025W060	Q08B	0.23
	C20-20-160-2T	2	20	20	50	160	EPNW0603TN-8	M025W060	Q08B	0.36
	C20-21-160-2T	2	21	20	27	160	EPNW0603TN-8	M025W060	Q08B	0.37
	C25-25-160-3T	3	25	25	60	160	EPNW0603TN-8	M025W060	Q08B	0.59
	C25-25-200-3T	3	25	25	70	200	EPNW0603TN-8	M025W060	Q08B	0.72
	C25-26-160-3T	3	26	25	50	160	EPNW0603TN-8	M025W060	Q08B	0.73
	C32-32-160-4T	4	32	32	70	160	EPNW0603TN-8	M025W060	Q08B	0.88
	C32-32-200-4T	4	32	32	115	200	EPNW0603TN-8	M025W060	Q08B	1.17
	C32-33-160-4T	4	33	32	60	160	EPNW0603TN-8	M025W060	Q08B	0.94
	C32-33-200-4T	4	33	32	70	200	EPNW0603TN-8	M025W060	Q08B	1.19
	C32-35-200-4T	4	35	32	50	200	EPNW0603TN-8	M025W060	Q08B	1.21

适用 Suitable:德克刀片、日立刀片 DEREK Or HITACHI Insert

特 点 / Feature

■高进给圆弧铣刀。
■不考虑缺损对刀片寿命的影响，则每刃进给量FZ设定的较大时寿命也较大，断削、排削性能好。
■Excellent for high-feed cutting.
■Increasing per teeth feedrate will improve the tool life of insert without regarding to the defect influence of its tool life.
Good design for chip breaking and removing

AHU

AHU Shoulder Milling Cutter
AHU 清角台肩铣刀



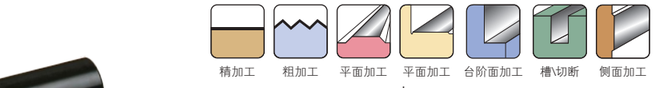

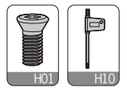

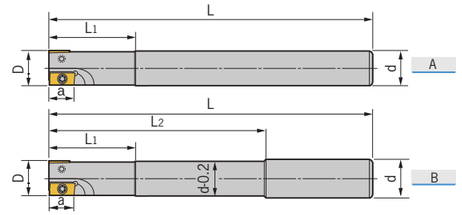

型号 Specification		刃数 Teeth	图示 Fig	D	d	L_1	L_2	L	刀片 Insert	刀片螺钉 Insert screw	旗形扳手 Wrench	重量 Weight
AHU-	C12-12-130-1T	1	A	12	12	25	-	130	JDMT100308	M025W050	Q08B	0.11
	C12-13-130-1T	1	A	13	12	25	-	130	JDMT100308	M025W050	Q08B	0.11
	C16-16-120-2T	2	B	16	16	40	100	120	JDMT100308	M025W050	Q08B	0.17
	C16-16-160-2T	2	B	16	16	50	115	160	JDMT100308	M025W050	Q08B	0.21
	C16-16-200-2T	2	B	16	16	60	100	200	JDMT100308	M025W050	Q08B	0.29
	C20-20-120-2T	2	A	20	20	50	-	120	JDMT100308	M025W060	Q08B	0.26
	C20-20-160-2T	2	A	20	20	60	-	160	JDMT100308	M025W060	Q08B	0.36
	C20-20-200-2T	2	B	20	20	70	100	200	JDMT100308	M025W060	Q08B	0.46
	C25-25-160-2T	2	A	25	25	70	-	160	JDMT150508	M040S080-1	Q15B	0.54
	C25-25-200-2T	2	B	25	25	70	100	200	JDMT150508	M040S080-1	Q15B	0.68
	C25-25-250-2T	2	B	25	25	80	115	250	JDMT150508	M040S080-1	Q15B	0.88
	C32-32-160-2T	2	A	32	32	48	-	160	JDMT150508	M040S080-1	Q15B	0.96
	C32-32-200-2T	2	B	32	32	48	100	200	JDMT150508	M040S080-1	Q15B	1.17
	C32-35-160-2T	2	A	35	32	60	-	160	JDMT150508	M040S080-1	Q15B	0.82
	C32-35-160-3T	3	A	35	32	60	-	160	JDMT150508	M040S080-1	Q15B	0.93
	C32-35-200-3T	3	A	35	32	60	-	200	JDMT150508	M040S080-1	Q15B	1.18
	C32-35-250-3T	3	A	35	32	60	-	250	JDMT150508	M040S080-1	Q15B	1.50
	C32-35-300-3T	3	A	35	32	60	-	300	JDMT150508	M040S080-1	Q15B	1.81

适用 Suitable:日立刀片 HITACHI Insert

转下页
See next page

AHU

AHU Shoulder Milling Cutter
AHU 清角台肩铣刀



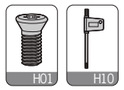

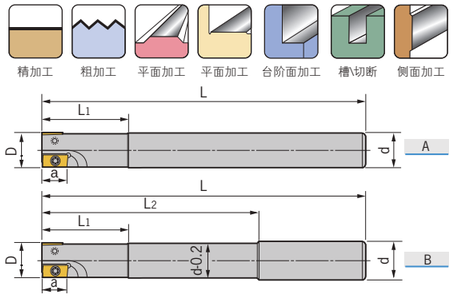

特殊型号 Special Size

型号 Specification		刃数 Teeth	图示 Fig	D	d	a	L1	L2	L	刀片型号 Insert	刀片螺钉 Insert screw	旗形扳手 Wrench	重量 Weight
AHU-	C15-16-160-2T	2	A	16	15	9	40	-	160	JDMT100308	M025W050	Q08B	0.20
	C15-16-200-2T	2	A	16	15	9	40	-	200	JDMT100308	M025W050	Q08B	0.26
	C16-17-160-2T	2	A	17	16	9	50	-	160	JDMT100308	M025W050	Q08B	0.23
	C16-17-200-2T	2	A	17	16	9	50	-	200	JDMT100308	M025W050	Q08B	0.30
	C19-20-160-2T	2	A	20	19	9	50	-	160	JDMT100308	M025W060	Q08B	0.31
	C19-20-200-2T	2	A	20	19	9	50	-	200	JDMT100308	M025W060	Q08B	0.42
	C20-21-160-2T	2	A	21	20	9	50	-	160	JDMT100308	M025W060	Q08B	0.37
	C20-21-200-2T	2	A	21	20	9	50	-	200	JDMT100308	M025W060	Q08B	0.47
	C24-25-160-2T	2	A	25	24	14	50	-	160	JDMT150508	M040S080-1	Q15B	0.48
	C24-25-200-2T	2	A	25	24	14	50	-	200	JDMT150508	M040S080-1	Q15B	0.66
	C24-25-250-2T	2	A	25	24	14	50	-	250	JDMT150508	M040S080-1	Q15B	0.88
	C25-26-160-2T	2	A	26	25	14	50	-	160	JDMT150508	M040S080-1	Q15B	0.56
	C25-26-200-2T	2	A	26	25	14	50	-	200	JDMT150508	M040S080-1	Q15B	0.71
	C25-26-250-2T	2	A	26	25	14	50	-	250	JDMT150508	M040S080-1	Q15B	0.90

适用 Suitable:日立刀片 HITACHI Insert

EMR

EMR Indexable End Mill
EMR 舍弃式端铣刀





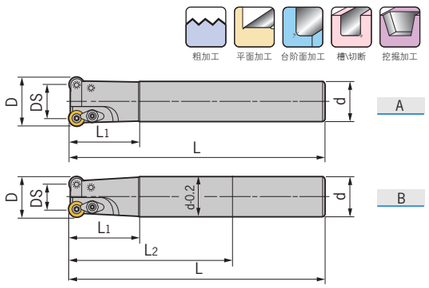

型号 Specification		刃数 Teeth	图示 Fig	D	DS	d	L1	L2	L	刀片 Insert	刀片螺钉 Insert screw	压板 Clamp	压板螺钉 Clamp Screw	旗形扳手 Wrench	重量 Weight
EMR-	C12-4R12-130-1T	1	A	12	4	12	30	-	130	RPMW0802	M030Y060	-	-	Q08B	0.11
	C16-4R16-160-2T	2	A	16	8	16	40	-	160	RPMW0802	M030Y070-1	YS-34	M030Y070-1	Q08B	0.23
	C16-4R16-200-2T	2	B	16	8	16	40	100	200	RPMW0802	M030Y070-1	YS-34	M030Y070-1	Q08B	0.23
	C20-4R20-160-2T	2	A	20	12	20	60	-	160	RPMW0802	M030Y070-1	YS-34	M030Y070-1	Q08B	0.36
	C20-4R20-200-2T	2	B	20	12	20	70	100	200	RPMW0802	M030Y070-1	YS-34	M030Y070-1	Q08B	0.44
	C20-5R20-160-2T	2	A	20	10	20	60	-	160	RPMW1003	M040S080-1	YS-39	M035T085	Q15B	0.35
	C20-5R20-200-2T	2	B	20	10	20	70	100	200	RPMW1003	M040S080-1	YS-39	M035T085	Q15B	0.45
	C20-5R25-160-2T	2	A	25	15	20	40	-	160	RPMW1003	M040S080-1	YS-43	M040S100-1	Q15B	0.36
	C20-5R25-200-2T	2	A	25	15	20	40	-	200	RPMW1003	M040S080-1	YS-43	M040S100-1	Q15B	0.56
	C25-5R25-160-2T	2	A	25	15	25	60	-	160	RPMW1003	M040S080-1	YS-43	M040S100-1	Q15B	0.54
	C25-5R25-200-2T	2	B	25	15	25	70	100	200	RPMW1003	M040S080-1	YS-43	M040S100-1	Q15B	0.70
	C25-5R25-250-2T	2	B	25	15	25	80	115	250	RPMW1003	M040S080-1	YS-43	M040S100-1	Q15B	0.86
	C3'/4-5R30-110-2T	2	A	30	20	3/4	30	-	110	RPMW1003	M040S100-1	YS-43	M040S120	Q15B	0.28
	C20-5R30-110-2T	2	A	30	20	20	30	-	110	RPMW1003	M040S100-1	YS-43	M040S120	Q15B	0.27
	C25-5R30-160-2T	2	A	30	20	25	35	-	160	RPMW1003	M040S100-1	YS-43	M040S120	Q15B	0.57
	C25-5R30-200-2T	2	A	30	20	25	35	-	200	RPMW1003	M040S100-1	YS-43	M040S120	Q15B	0.75
	C25-5R30-250-2T	2	A	30	20	25	35	-	250	RPMW1003	M040S100-1	YS-43	M040S120	Q15B	0.92
	C25-5R30-300-2T	2	A	30	20	25	35	-	300	RPMW1003	M040S100-1	YS-43	M040S120	Q15B	1.11
	C32-5R35-160-3T	3	A	35	25	32	48	-	160	RPMW1003	M040S100-1	YS-43	M040S120	Q15B	0.91
	C32-5R35-200-3T	3	A	35	25	32	48	-	200	RPMW1003	M040S100-1	YS-43	M040S120	Q15B	1.17
	C32-5R35-250-3T	3	A	35	25	32	48	-	250	RPMW1003	M040S100-1	YS-43	M040S120	Q15B	1.49
	C32-5R35-300-3T	3	A	35	25	32	48	-	300	RPMW1003	M040S100-1	YS-43	M040S120	Q15B	1.79
	C32-5R35-350-3T	3	A	35	25	32	48	-	350	RPMW1003	M040S100-1	YS-43	M040S120	Q15B	2.11
	C32-6R32-160-2T	2	A	32	20	32	48	-	160	RPMT1204	M040S100-1	YS-43	M040S120	Q15B	0.89
	C32-6R32-200-2T	2	A	32	20	32	48	-	200	RPMT1204	M040S100-1	YS-43	M040S120	Q15B	1.16
	C32-6R32-250-2T	2	A	32	20	32	48	-	250	RPMT1204	M040S100-1	YS-43	M040S120	Q15B	1.46
	C32-6R40-160-3T	3	A	40	28	32	48	-	160	RPMT1204	M040S100-1	YS-43	M040S120	Q15B	0.93
	C32-6R40-200-3T	3	A	40	28	32	48	-	200	RPMT1204	M040S100-1	YS-43	M040S120	Q15B	1.20
	C32-6R40-250-3T	3	A	40	28	32	48	-	250	RPMT1204	M040S100-1	YS-43	M040S120	Q15B	1.51
	C32-6R40-300-3T	3	A	40	28	32	48	-	300	RPMT1204	M040S100-1	YS-43	M040S120	Q15B	1.81
	C32-6R50-160-4T	4	A	50	38	32	48	-	160	RPMT1204	M040S100-1	YS-43	M040S120	Q15B	1.03
	C32-6R50-200-4T	4	A	50	38	32	48	-	200	RPMT1204	M040S100-1	YS-43	M040S120	Q15B	1.29
	C32-6R50-250-4T	4	A	50	38	32	48	-	250	RPMT1204	M040S100-1	YS-43	M040S120	Q15B	1.59

适用 Suitable:德克刀片、三菱刀片 DEREK Or MITSUBISHI Insert

转下页
See next page

EMR

EMR Indexable End Mill
EMR 舍弃式端铣刀







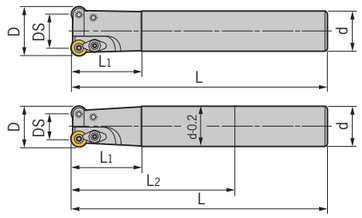

特殊型号 Special Size

	型号 Specification	刃数 Teeth	图示 Fig	D	DS	d	L_1	L	刀片 Insert	刀片螺钉 Insert screw	压板 Clamp	压板螺钉 Clamp Screw	旗形扳手 Wrench	
EMR-	C15-4R16-160-2T	2	A	16	8	15	40	160	RPMW0802	M030Y070-1	YS-34	M030Y070-1	Q08B	0.20
	C15-4R16-200-2T	2	A	16	8	15	40	200	RPMW0802	M030Y070-1	YS-34	M030Y070-1	Q08B	0.25
	C16-4R17-160-2T	2	A	17	9	16	40	160	RPMW0802	M030Y070-1	YS-34	M030Y070-1	Q08B	0.23
	C16-4R17-200-2T	2	A	17	9	16	40	200	RPMW0802	M030Y070-1	YS-34	M030Y070-1	Q08B	0.29
	C19-4R20-160-2T	2	A	20	12	19	60	160	RPMW0802	M030Y070-1	YS-34	M030Y070-1	Q08B	0.32
	C19-4R20-200-2T	2	A	20	12	19	70	200	RPMW0802	M030Y070-1	YS-34	M030Y070-1	Q08B	0.41
	C20-4R21-160-2T	2	A	21	13	20	60	160	RPMW0802	M040S080-1	YS-39	M035T085	Q15B	0.36
	C20-4R21-200-2T	2	A	21	13	20	70	200	RPMW0802	M040S080-1	YS-39	M035T085	Q15B	0.45
	C20-5R21-160-2T	2	A	21	11	20	60	160	RPMW1003	M040S080-1	YS-43	M040S100-1	Q15B	0.38
	C20-5R21-200-2T	2	A	21	11	20	70	200	RPMW1003	M040S080-1	YS-43	M040S100-1	Q15B	0.47
	C24-5R25-160-2T	2	A	25	15	24	60	160	RPMW1003	M040S080-1	YS-43	M040S100-1	Q15B	0.51
	C24-5R25-200-2T	2	A	25	15	24	70	200	RPMW1003	M040S080-1	YS-43	M040S100-1	Q15B	0.65
	C24-5R25-250-2T	2	A	25	15	24	80	250	RPMW1003	M040S080-1	YS-43	M040S100-1	Q15B	0.83
	C25-5R26-160-2T	2	A	26	16	25	60	160	RPMW1003	M040S080-1	YS-43	M040S100-1	Q15B	0.55
	C25-5R26-200-2T	2	A	26	16	25	70	200	RPMW1003	M040S080-1	YS-43	M040S100-1	Q15B	0.70
	C25-5R26-250-2T	2	A	26	16	25	80	250	RPMW1003	M040S080-1	YS-43	M040S100-1	Q15B	0.89

适用 Suitable:德克刀片、三菱刀片 DEREK Or MITSUBISHI Insert

EMRT

EMRT Indexable End Mill
EMRT 舍弃式端铣刀





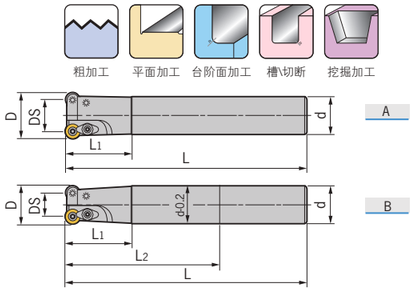

	型号 Specification	刃数 Teeth	图示 Fig	D	DS	d	L_1	L_2	L	刀片 Insert	刀片螺钉 Insert screw	压板 Clamp	压板螺钉 Clamp Screw	旗形扳手 Wrench	重量 Weight
EMRT-	C12-4R12-130-1T	1	A	12	4	12	30	-	130	RPMT08T2	M030Y060	-	-	Q08B	0.10
	C16-4R16-160-2T	2	A	16	8	16	40	-	160	RPMT08T2	M030Y070-1	YS-34	M030Y070-1	Q08B	0.23
	C16-4R16-200-2T	2	B	16	8	16	40	100	200	RPMT08T2	M030Y070-1	YS-34	M030Y070-1	Q08B	0.29
	C20-4R20-160-2T	2	A	20	12	20	60	-	160	RPMT08T2	M030Y070-1	YS-34	M030Y070-1	Q08B	0.32
	C20-4R20-200-2T	2	B	20	12	20	70	100	200	RPMT08T2	M030Y070-1	YS-34	M030Y070-1	Q08B	0.45
	C20-5R20-160-2T	2	A	20	10	20	60	-	160	RPMT10T3	M040S080-1	YS-39	M035T085	Q15B	0.34
	C20-5R20-200-2T	2	B	20	10	20	70	100	200	RPMT10T3	M040S080-1	YS-39	M035T085	Q15B	0.44
	C20-5R25-160-2T	2	A	25	15	20	40	-	160	RPMT10T3	M040S080-1	YS-43	M040S100-1	Q15B	0.36
	C20-5R25-200-2T	2	A	25	15	20	40	-	200	RPMT10T3	M040S080-1	YS-43	M040S100-1	Q15B	0.47
	C25-5R25-160-2T	2	A	25	15	25	60	-	160	RPMT10T3	M040S080-1	YS-43	M040S100-1	Q15B	0.54
	C25-5R25-200-2T	2	B	25	15	25	70	100	200	RPMT10T3	M040S080-1	YS-43	M040S100-1	Q15B	0.70
	C25-5R25-250-2T	2	B	25	15	25	80	115	250	RPMT10T3	M040S080-1	YS-43	M040S100-1	Q15B	0.88
	C25-5R30-160-2T	2	A	30	20	25	35	-	160	RPMT10T3	M040S100-1	YS-43	M040S100-1	Q15B	0.57
	C25-5R30-200-2T	2	A	30	20	25	35	-	200	RPMT10T3	M040S100-1	YS-43	M040S100-1	Q15B	0.73
	C25-5R30-250-2T	2	A	30	20	25	35	-	250	RPMT10T3	M040S100-1	YS-43	M040S100-1	Q15B	0.91
	C32-5R35-160-3T	3	A	35	25	32	48	-	160	RPMT10T3	M040S100-1	YS-43	M040S120	Q15B	0.92
	C32-5R35-200-3T	3	A	35	25	32	48	-	200	RPMT10T3	M040S100-1	YS-43	M040S120	Q15B	1.17
	C32-5R35-250-3T	3	A	35	25	32	48	-	250	RPMT10T3	M040S100-1	YS-43	M040S120	Q15B	1.48
	C32-5R35-300-3T	3	A	35	25	32	48	-	300	RPMT10T3	M040S100-1	YS-43	M040S120	Q15B	1.79
EMRT-	C15-4R16-160-2T	2	A	16	8	15	40	-	160	RPMT08T2	M030Y070-1	YS-34	M030Y070-1	Q08B	0.20
	C15-4R16-200-2T	2	A	16	8	15	40	100	200	RPMT08T2	M030Y070-1	YS-34	M030Y070-1	Q08B	0.26
	C16-4R17-160-2T	2	A	17	9	16	40	-	160	RPMT08T2	M030Y070-1	YS-34	M030Y070-1	Q08B	0.21
	C16-4R17-200-2T	2	A	17	9	16	40	100	200	RPMT08T2	M030Y070-1	YS-34	M030Y070-1	Q08B	0.29
	C19-4R20-160-2T	2	A	20	12	19	60	-	160	RPMT08T2	M030Y070-1	YS-34	M030Y070-1	Q08B	0.30
	C19-4R20-200-2T	2	A	20	12	19	70	100	200	RPMT08T2	M030Y070-1	YS-34	M030Y070-1	Q08B	0.41
	C20-4R21-160-2T	2	A	21	13	20	60	-	160	RPMT08T2	M030Y070-1	YS-34	M030Y070-1	Q08B	0.33
	C20-4R21-200-2T	2	A	21	13	20	70	100	200	RPMT08T2	M030Y070-1	YS-34	M030Y070-1	Q08B	0.46
	C24-5R25-160-2T	2	A	25	15	24	60	-	160	RPMT10T3	M040S080-1	YS-43	M040S100-1	Q15B	0.51
	C24-5R25-200-2T	2	A	25	15	24	70	100	200	RPMT10T3	M040S080-1	YS-43	M040S100-1	Q15B	0.65

适用 Suitable:德克刀片、三菱刀片 DEREK Or MITSUBISHI Insert

TRS

TRS Indexable Milling Cutter
TRS 舍弃式端铣刀





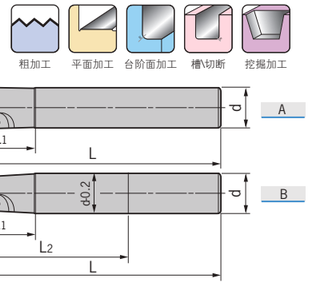

型号 Specification		刃数 Teeth	图示 Fig	D	DS	d	L_1	L_2	L	刀片 Insert	刀片螺钉 Insert screw	压板 Clamp	压板螺钉 Clamp Screw	旗形扳手 Wrench	重量 Weight
TRS-	C12-4R12-130-1T	1	A	12	4	12	35	-	130	RDMT0802	M030Y060	-	-	Q08B	0.10
	C16-4R16-160-2T	2	A	16	8	16	50	-	160	RDMT0802	M030Y070-1	YS-34	M030Y070-1	Q08B	0.23
	C16-4R16-200-2T	2	B	16	8	16	50	100	200	RDMT0802	M030Y070-1	YS-34	M030Y070-1	Q08B	0.29
	C20-4R20-160-2T	2	A	20	12	20	60	-	160	RDMT0802	M030Y070-1	YS-34	M030Y070-1	Q08B	0.35
	C20-4R20-200-2T	2	B	20	12	20	70	100	200	RDMT0802	M030Y070-1	YS-34	M030Y070-1	Q08B	0.34
	C20-5R20-160-2T	2	A	20	10	20	60	-	160	RDMT10T3	M040R080-2	YS-39	M035T085	Q15B	0.35
	C20-5R20-200-2T	2	B	20	10	20	70	100	200	RDMT10T3	M040R080-2	YS-39	M035T085	Q15B	0.44
	C20-5R25-160-2T	2	A	25	15	20	40	-	160	RDMT10T3	M040R080-2	YS-43	M040S100-1	Q15B	0.26
	C20-5R25-200-2T	2	A	25	15	20	40	-	200	RDMT10T3	M040R080-2	YS-43	M040S100-1	Q15B	0.46
	C25-5R25-160-2T	2	A	25	15	25	60	-	160	RDMT10T3	M040R080-2	YS-43	M040S100-1	Q15B	0.54
	C25-5R25-200-2T	2	B	25	15	25	70	100	200	RDMT10T3	M040R080-2	YS-43	M040S100-1	Q15B	0.69
	C25-5R25-250-2T	2	B	25	15	25	80	150	250	RDMT10T3	M040R080-2	YS-43	M040S100-1	Q15B	0.87
	C25-5R30-160-2T	2	A	30	20	25	40	-	160	RDMT10T3	M040R080-2	YS-43	M040S100-1	Q15B	0.57
	C25-5R30-200-2T	2	A	30	20	25	40	-	200	RDMT10T3	M040R080-2	YS-43	M040S100-1	Q15B	0.72
	C25-5R30-250-2T	2	A	30	20	25	40	-	250	RDMT10T3	M040R080-2	YS-43	M040S100-1	Q15B	0.91
	C32-5R35-160-3T	3	A	35	25	32	48	-	160	RDMT10T3	M040R090	YS-43	M040S120	Q15B	0.91
	C32-5R35-200-3T	3	A	35	25	32	48	-	200	RDMT10T3	M040R090	YS-43	M040S120	Q15B	1.16
	C32-5R35-250-3T	3	A	35	25	32	48	-	250	RDMT10T3	M040R090	YS-43	M040S120	Q15B	1.48
	C32-5R35-300-3T	3	A	35	25	32	48	-	300	RDMT10T3	M040R090	YS-43	M040S120	Q15B	1.79
	C32-5R35-350-3T	3	A	35	25	32	48	-	350	RDMT10T3	M040R090	YS-43	M040S120	Q15B	2.10
	C25-6R32-160-2T	2	A	32	20	25	48	-	160	RDMT1204	M040R100-2	YS-43	M040S120	Q15B	0.94
	C25-6R32-200-2T	2	A	32	20	25	48	-	200	RDMT1204	M040R100-2	YS-43	M040S120	Q15B	1.19
	C25-6R32-250-2T	2	A	32	20	25	48	-	250	RDMT1204	M040R100-2	YS-43	M040S120	Q15B	1.50
	C32-6R32-160-2T	2	A	32	20	32	48	-	160	RDMT1204	M040R100-2	YS-43	M040S120	Q15B	0.96
	C32-6R32-200-2T	2	A	32	20	32	48	-	200	RDMT1204	M040R100-2	YS-43	M040S120	Q15B	1.22
	C32-6R32-250-2T	2	A	32	20	32	48	-	250	RDMT1204	M040R100-2	YS-43	M040S120	Q15B	1.55
	C32-6R32-300-2T	2	A	32	20	32	48	-	300	RDMT1204	M040R100-2	YS-43	M040S120	Q15B	1.91

适用 Suitable:德克刀片、日立刀片 DEREK Or HITACHI Insert

转下页
See next page

TRS

TRS Indexable Milling Cutter
TRS 舍弃式端铣刀





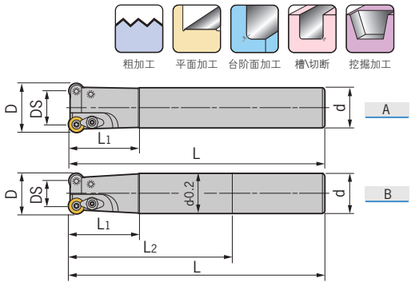

特殊型号 Special Size

型号 Specification		刃数 Teeth	图示 Fig	D	DS	d	L_1	L	刀片 Insert	刀片螺钉 Insert screw	压板 Clamp	压板螺钉 Clamp Screw	旗形扳手 Wrench	重量 Weight
TRS-	C15-4R16-160-2T	2	A	16	8	15	50	160	RDMT0802	M030Y070-1	YS-34	M030Y070-1	Q08B	0.20
	C15-4R16-200-2T	2	A	16	8	15	50	200	RDMT0802	M030Y070-1	YS-34	M030Y070-1	Q08B	0.26
	C16-4R17-160-2T	2	A	17	9	16	50	160	RDMT0802	M030Y070-1	YS-34	M030Y070-1	Q08B	0.23
	C16-4R17-200-2T	2	A	17	9	16	50	200	RDMT0802	M030Y070-1	YS-34	M030Y070-1	Q08B	0.30
	C19-4R20-160-2T	2	A	20	12	19	60	160	RDMT0802	M030Y070-1	YS-34	M030Y070-1	Q08B	0.30
	C19-4R20-200-2T	2	A	20	12	19	70	200	RDMT0802	M030Y070-1	YS-34	M030Y070-1	Q08B	0.41
	C20-4R21-160-2T	2	A	21	13	20	60	160	RDMT0802	M030Y070-1	YS-34	M030Y070-1	Q08B	0.35
	C20-4R21-200-2T	2	A	21	13	20	70	200	RDMT0802	M030Y070-1	YS-34	M030Y070-1	Q08B	0.45
	C24-5R25-160-2T	2	A	25	15	24	60	160	RDMT10T3	M040R080-2	YS-43	M040S100-1	Q15B	0.50
	C24-5R25-200-2T	2	A	25	15	24	70	200	RDMT10T3	M040R080-2	YS-43	M040S100-1	Q15B	0.64
	C24-5R25-250-2T	2	A	25	15	24	80	250	RDMT10T3	M040R080-2	YS-43	M040S100-1	Q15B	0.82
	C25-5R26-160-2T	2	A	26	16	25	60	160	RDMT10T3	M040R080-2	YS-43	M040S100-1	Q15B	0.54
	C25-5R26-200-2T	2	A	26	16	25	70	200	RDMT10T3	M040R080-2	YS-43	M040S100-1	Q15B	0.70
	C25-5R26-250-2T	2	A	26	16	25	80	250	RDMT10T3	M040R080-2	YS-43	M040S100-1	Q15B	0.89

适用 Suitable:德克刀片、日立刀片 DEREK Or HITACHI Insert

舍弃式切削刀具 MILLING CUTTERS
双刃铣刀体 Double-edged Mill
锁牙式铣刀头 Aluminum Face Mill
可转位铣刀杆 Indexable Mill
倒角刀 Chamfering Cutter
可转位面铣刀 Indexable Face Mill
槽铣刀 Slot Mill

RCF

RCF Ball-nose Indexable Cutter For Roughing
RCF 球形中粗刀





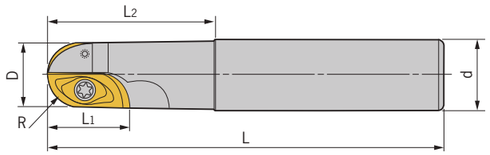



型号 Specification		刃数 Teeth	R	D	d	L_1	L_2	L	刀片 Insert	刀片螺钉 Insert screw	旗形扳手 Wrench	重量 Weight
RCF-	C20-10R-160-2T	2	10	20	20	18	60	160	ZCEW100CE ZCEW100SE	M030D075 M030D095	Q08B	0.30
	C20-10R-200-2T	2	10	20	20	18	70	200			Q08B	0.45
	C25-10R-160-2T	2	10	20	25	18	60	160			Q08B	0.55
	C25-10R-200-2T	2	10	20	25	18	70	200			Q08B	0.65
	C25-10R-250-2T	2	10	20	25	18	80	250			Q08B	0.75
	C25-12.5R-160-2T	2	12.5	25	25	23	60	160	ZCEW125CE ZCEW125SE	M040D080-3 M040D110	Q15B	0.55
	C25-12.5R-200-2T	2	12.5	25	25	18	70	200			Q15B	0.70
	C32-12.5R-200-2T	2	12.5	25	32	23	80	200			Q15B	0.90
	C32-12.5R-250-2T	2	12.5	25	32	23	90	250			Q15B	1.20
	C32-15R-160-2T	2	15	30	32	28	60	160	ZCEW150CE ZCEW150SE	M050Y120-3	Q20B	0.80
	32-15R-200-2T	2	15	30	32	28	70	200			Q20B	1.10
	32-15R-250-2T	2	15	30	32	28	80	250			Q20B	1.40
	32-15R-300-2T	2	15	30	32	28	110	300			Q20B	1.70

适用 Suitable:日立刀片 HITACHI Insert

BF

BF Ball-nose Milling Cutter For Finishing
BF 球头精加工立铣刀



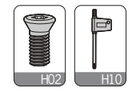

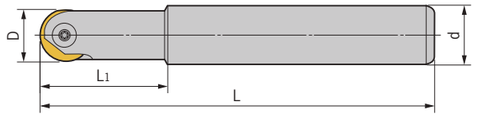

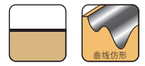

型号 Specification		D	d	L_1	L	刀片 Insert	刀片螺钉 Insert screw	扳手 Wrench	重量 Weight
BF-	C12-4R-100-1T	8	12	25	100	P3200-D08	M030W070-4R	Q08B	0.10
	C12-4R-130-1T	8	12	25	130	P3200-D08	M030W070-4R	Q08B	0.10
	C12-4R-160-1T	8	12	30	160	P3200-D08	M030W070-4R	Q08B	0.12
	C10-5R-100-1T	10	10	30	100	P3200-D10	M040W090-5R	Q15B	0.05
	C12-5R-130-1T	10	12	30	130	P3200-D10	M040W090-5R	Q15B	0.10
	C12-5R-160-1T	10	12	35	160	P3200-D10	M040W090-5R	Q15B	0.12
	C12-6R-130-1T	12	12	30	130	P3200-D12	M050W090-6R	Q20B	0.10
	C12-6R-160-1T	12	12	30	160	P3200-D12	M050W090-6R	Q20B	0.15
	C16-6R-160-1T	12	16	30	160	P3200-D12	M050W090-6R	Q20B	0.13
	C16-8R-120-1T	16	16	30	120	P3200-D16	M050W130-8R	Q20B	0.23
	C16-8R-160-1T	16	16	30	160	P3200-D16	M050W130-8R	Q20B	0.20
	C16-8R-180-1T	16	16	35	180	P3200-D16	M050W130-8R	Q20B	0.26
	C16-8R-200-1T	16	16	45	200	P3200-D16	M050W130-8R	Q20B	0.29
	C20-10R-160-1T	20	20	30	160	P3200-D20	M050W170-10R	Q20B	0.35
	C20-10R-200-1T	20	20	35	200	P3200-D20	M050W170-10R	Q20B	0.45
	C25-12.5R-160-1T	25	25	35	160	P3202-D25	M060W210-12.5R	T30M	0.54
	C25-12.5R-200-1T	25	25	40	200	P3202-D25	M060W210-12.5R	T30M	0.70
	C25-12.5R-250-1T	25	25	60	250	P3202-D25	M060W210-12.5R	T30M	0.88
	C32-16R-200-1T	32	32	55	200	P3201-D32	M080W250-16R	T30M	1.13
	C32-16R-250-1T	32	32	70	250	P3201-D32	M080W250-16R	T30M	1.44
	C32-16R-300-1T	32	32	80	300	P3201-D32	M080W250-16R	T30M	1.77

适用 Suitable:德克刀片、瓦尔特刀片 DEREK Or WALTER Insert

特 点 / Feature

■切削能力及精准度均佳，排削良好，高速切削亦稳定，同一片刀片有很宽的应用范围。它锋利的切削刃很容易切削淬硬到HRC60钢以及不锈钢球墨铸铁、铝、锌合金和石墨，应用于造模具用的材料的精加工以及航空工业内的燃汽轮机叶片的制造。
■Good cutting capability and precision, good capability for removing the metal chips and cutting . Steadily when high speed machining.
■One insert can be used in vast area.The sharp blade is easy to cutting steel, stainless steel, cast iron, aluminum etc.

300R/400R

300R/400R High Speed Indexable End Mill
300R/400R 清角高速端铣刀





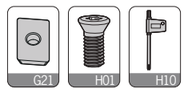

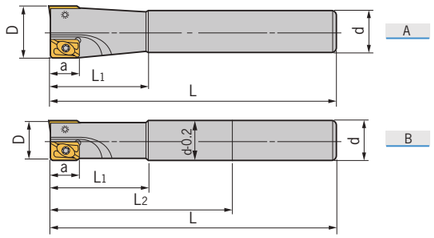

型号 Specification		刃数 Teeth	图示 Fig	D	d	a	L_1	L_2	L	刀片 Insert	刀片螺钉 Insert screw	旗形扳手 Wrench	重量 Weight
300R-	C10-10-100-1T	1	A	10	10	9	25	-	100	APMT1135	M025W050	Q08B	0.05
	C10-10-130-1T	1	A	10	10	9	25	-	130	APMT1135	M025W050	Q08B	0.06
	C12-12-130-1T	1	A	12	12	9	30	-	130	APMT1135	M025W050	Q08B	0.10
	C16-16-120-2T	2	A	16	16	9	40	-	120	APMT1135	M025W060	Q08B	0.17
	C16-16-160-2T	2	A	16	16	9	50	-	160	APMT1135	M025W060	Q08B	0.23
	C16-16-180-2T	2	B	16	16	9	60	90	180	APMT1135	M025W060	Q08B	0.26
	C16-16-200-2T	2	B	16	16	9	60	100	200	APMT1135	M025W060	Q08B	0.29
	C20-20-120-2T	2	A	20	20	9	50	-	120	APMT1135	M025W060	Q08B	0.26
	C20-20-160-2T	2	A	20	20	9	60	-	160	APMT1135	M025W060	Q08B	0.36
	C20-20-200-2T	2	B	20	20	9	70	100	200	APMT1135	M025W060	Q08B	0.46
400R-	C25-25-160-2T	2	A	25	25	14	70	-	160	APMT1604	M040S080-1	Q15B	0.55
	C25-25-200-2T	2	B	25	25	14	70	100	200	APMT1604	M040S080-1	Q15B	0.70
	C25-25-250-2T	2	B	25	25	14	80	115	250	APMT1604	M040S080-1	Q15B	0.89
	C25-25-300-2T	2	B	25	25	14	80	165	300	APMT1604	M040S080-1	Q15B	1.07
	C25-30-160-2T	2	A	30	25	14	42	-	160	APMT1604	M040S100-1	Q15B	0.81
	C25-30-200-2T	2	B	30	25	14	42	100	200	APMT1604	M040S100-1	Q15B	1.11
	C25-30-250-2T	2	B	30	25	14	42	115	250	APMT1604	M040S100-1	Q15B	1.42
	C32-32-160-2T	2	A	32	32	14	48	-	160	APMT1604	M040S100-1	Q15B	0.86
	C32-32-200-2T	2	B	32	32	14	48	100	200	APMT1604	M040S100-1	Q15B	1.16
	C32-32-250-2T	2	B	32	32	14	48	115	250	APMT1604	M040S100-1	Q15B	1.47
	C32-32-300-2T	2	B	32	32	14	48	165	300	APMT1604	M040S100-1	Q15B	1.77
	C32-35-160-2T	2	A	35	32	14	48	-	160	APMT1604	M040S100-1	Q15B	0.95
	C32-35-200-2T	2	A	35	32	14	48	-	200	APMT1604	M040S100-1	Q15B	1.20
	C32-35-250-2T	2	A	35	32	14	60	-	250	APMT1604	M040S100-1	Q15B	1.51
	C32-35-300-2T	2	A	35	32	14	60	-	300	APMT1604	M040S100-1	Q15B	1.83
	C32-35-160-3T	3	A	35	32	14	60	-	160	APMT1604	M040S100-1	Q15B	0.94
	C32-35-200-3T	3	A	35	32	14	60	-	200	APMT1604	M040S100-1	Q15B	1.20
	C32-35-250-3T	3	A	35	32	14	60	-	250	APMT1604	M040S100-1	Q15B	1.51
	C32-35-300-3T	3	A	35	32	14	60	-	300	APMT1604	M040S100-1	Q15B	1.82
	C32-35-350-3T	3	A	35	32	14	60	-	350	APMT1604	M040S100-1	Q15B	2.13
	C32-35-400-3T	3	A	35	32	14	60	-	400	APMT1604	M040S100-1	Q15B	2.46
	C32-35-450-3T	3	A	35	32	14	60	-	450	APMT1604	M040S100-1	Q15B	2.78
	C32-35-500-3T	3	A	35	32	14	60	-	500	APMT1604	M040S100-1	Q15B	3.07
	C32-40-160-3T	3	A	40	32	14	60	-	160	APMT1604	M040S100-1	Q15B	1.10
	C32-40-200-3T	3	A	40	32	14	60	-	200	APMT1604	M040S100-1	Q15B	1.24
	C32-40-250-3T	3	A	40	32	14	60	-	250	APMT1604	M040S100-1	Q15B	1.55
	C32-40-300-3T	3	A	40	32	14	60	-	300	APMT1604	M040S100-1	Q15B	1.88

适用 Suitable:德克刀片、三菱刀片 DEREK Or MITSUBISHI Insert

300R/400R

300R/400R High Speed Indexable End Mill
300R/400R 清角高速端铣刀





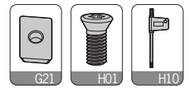

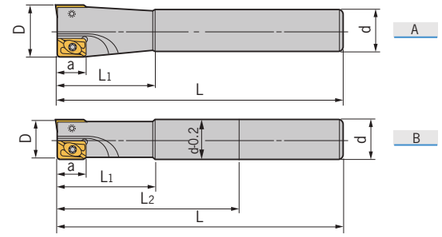

特殊型号 Special Size

型号 Specification		刃数 Teeth	图示 Fig	D	d	a	L_1	L	刀片 Insert	刀片螺钉 Insert screw	旗形扳手 Wrench	重量 Weight
300R-	C12-13-130-1T	1	A	13	12	9	25	130	APMT1135	M025W060	Q08B	0.11
	C15-16-120-2T	2	A	16	15	9	40	120	APMT1135	M025W060	Q08B	0.15
	C15-16-160-2T	2	A	16	15	9	40	160	APMT1135	M025W060	Q08B	0.21
	C15-16-180-2T	2	A	16	15	9	40	180	APMT1135	M025W060	Q08B	0.24
	C15-16-200-2T	2	A	16	15	9	40	200	APMT1135	M025W060	Q08B	0.26
	C15.6-16-160-2T	2	A	16	15.6	9	50	160	APMT1135	M025W060	Q08B	0.22
	C15.6-16-200-2T	2	A	16	15.6	9	50	200	APMT1135	M025W060	Q08B	0.28
	C16-17-120-2T	2	A	17	16	9	50	120	APMT1135	M025W060	Q08B	0.17
	C16-17-160-2T	2	A	17	16	9	50	160	APMT1135	M025W060	Q08B	0.24
	C16-17-180-2T	2	A	17	16	9	50	180	APMT1135	M025W060	Q08B	0.27
	C16-17-200-2T	2	A	17	16	9	50	200	APMT1135	M025W060	Q08B	0.30
	C19-20-160-2T	2	A	20	19	9	50	160	APMT1135	M025W060	Q08B	0.33
	C19-20-200-2T	2	A	20	19	9	50	200	APMT1135	M025W060	Q08B	0.42
	C20-21-160-2T	2	A	21	20	9	50	160	APMT1135	M025W060	Q08B	0.39
	C20-21-200-2T	2	A	21	20	9	50	200	APMT1135	M025W060	Q08B	0.47
400R-	C24-25-160-2T	2	A	25	24	14	50	160	APMT1604	M040S080-1	Q15B	0.51
	C24-25-200-2T	2	A	25	24	14	50	200	APMT1604	M040S080-1	Q15B	0.65
	C24-25-250-2T	2	A	25	24	14	50	250	APMT1604	M040S080-1	Q15B	0.83
	C25-26-160-2T	2	A	26	25	14	50	160	APMT1604	M040S080-1	Q15B	0.56
	C25-26-200-2T	2	A	26	25	14	50	200	APMT1604	M040S080-1	Q15B	0.71
	C25-26-250-2T	2	A	26	25	14	50	250	APMT1604	M040S080-1	Q15B	0.90

适用 Suitable:德克刀片、三菱刀片 DEREK Or MITSUBISHI Insert

舍并式切削刀具 MILLING CUTTERS
双刃铣刀体 Double-edged Mill
锁牙式铣刀头 Aluminum Face Mill
可转位铣刀杆 Indexable Mill
倒角刀 Chamfering Cutter
可转位面铣刀 Indexable Face Mill
槽铣刀 Slot Mill

AJU

AJU Cutter For Centering And Drilling
AJU 过中心钻铣刀



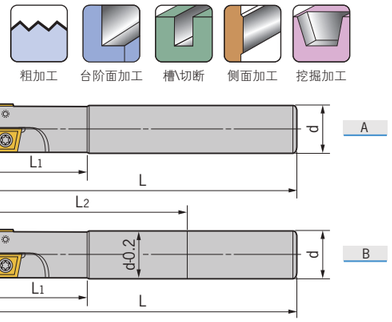

型号 Specification		刃数 Teeth	图示 Fig	D	d	L_1	L_2	L	刀片型号 Insert	刀片螺钉 Insert screw	旗形扳手 Wrench	重量 Weight
AJU-	C10-10-100-1T	1	A	10	10	30	-	100	CCMT060204	M025W050	Q08B	0.05
	C12-12-130-2T	1	A	12	12	30	-	130	CPMT080204Z	M025W060	Q08B	0.10
	C16-16-160-2T	2	A	16	16	35	-	160	CCMT060204	M025W060	Q08B	0.23
	C16-16-200-2T	2	B	16	16	40	100	200	CPMT080204Z		Q08B	0.29
	C20-20-160-2T	2	A	20	20	50	-	160	CCMT060204	M025W060	Q08B	0.36
	C20-20-200-2T	2	B	20	20	60	100	200	CPMT090204Z	M035R080-1	Q15B	0.45
	C25-25-160-2T	2	A	25	25	60	-	160	CPMT090308	M040R080-2	Q15B	0.54
	C25-25-200-2T	2	B	25	25	70	100	200	CPMT120308Z		Q15B	0.70
	C25-25-250-2T	2	B	25	25	80	115	250			Q15B	0.88
	C32-32-200-2T	2	B	32	32	60	100	200	CPMT120408	M050Y110-4	Q20B	1.12
	C32-32-250-2T	2	B	32	32	70	115	250	120430 CPMT160408Z		Q20B	1.41
	C32-32-300-2T	2	B	32	32	80	165	300	160430Z		Q20B	1.71

适用 Suitable:德克刀片、日立刀片 DEREK Or HITACHI Insert

特殊型号 Special Size

型号 Specification		刃数 Teeth	图示 Fig	D	d	L_1	L	刀片型号 Insert	刀片螺钉 Insert screw	旗形扳手 Wrench	重量 Weight
AJU-	C15-16-160-2T	2	A	16	15	35	160	CCMT060204	M025W060	Q08B	0.21
	C15-16-200-2T	2	A	16	15	40	200	CPMT080204Z		Q08B	0.26
	C19-20-160-2T	2	A	20	19	35	160	CCMT060204	M025W060	Q08B	0.33
	C19-20-200-2T	2	A	20	19	40	200	CPMT090204Z	M035R080-1	Q15B	0.42
	C24-25-160-2T	2	A	25	24	35	160	CPMT090308	M040R080-2	Q15B	0.51
	C24-25-200-2T	2	A	25	24	35	200	CPMT120308Z		Q15B	0.65
	C24-25-250-2T	2	A	25	24	40	250			Q15B	0.83

适用 Suitable:德克刀片、日立刀片 DEREK Or HITACHI Insert

ATS/ASJ

ATS T-Slot Milling Cutter
ATS-T 型槽端铣刀



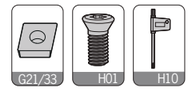

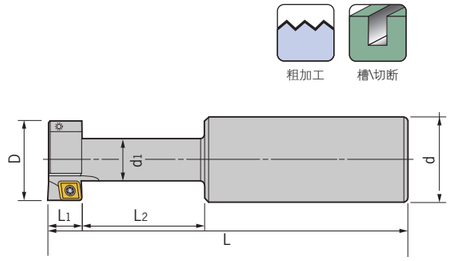

型号 Specification		刃数 Teeth	D	d	d_1	L_1	L_2	L	刀片 Insert	刀片螺钉 Insert screw	旗形扳手 Wrench	重量 Weight
ATS-	C25-25-11-110-2T	2	25	25	12.5	11	21	110	CCMT060204	M025W060	Q08B	0.35
	C32-32-14-120-2T	2	32	32	16	14	30	120	CPMT080204	M025W060	Q08B	0.55
	C32-40-18-130-4T	4	40	32	20	18	32	130	CCMT09T308	M040S100-1	Q15B	0.70
	C32-50-22-140-4T	4	50	32	26	22	39	140	CCMT120408	M050Y110-1	Q20B	0.95

适用 Suitable:德克刀片、日立刀片 DEREK Or HITACHI Insert

ASJ Cutter For Drilling And Milling
ASJ 钻铣共用型铣刀



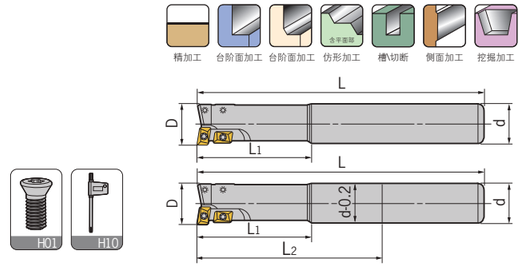

型号 Specification		横刃 Cross	竖刃 Vertical	图示 Fig	D	d	L_1	L_2	L	横刀片 Cross insert	竖刀片 Vertical insert	刀片螺钉 Insert screw	旗形扳手 Wrench	重量 Weight
ASJ-	C20-20-160-4T	1	3	A	20	20	35	-	160	ADMT100308L	ACMT100308R	M025W060	Q08B	0.35
	C20-20-200-4T	1	3	B	20	20	35	100	200	ADMT100308L	ACMT100308R	M025W060	Q08B	0.45
	C25-25-160-4T	1	3	A	25	25	40	-	160	ADMT12T308L	APMT12T308R	M030Y070-2	Q10R	0.55
	C25-25-200-4T	1	3	B	25	25	40	100	200	ADMT12T308L	APMT12T308R	M030Y070-2	Q10R	0.75
	C32-32-160-4T	1	3	A	32	32	50	-	160	APMT160408L	APMT150408R	M040S080-1	Q15B	0.90
	C32-32-200-4T	1	3	B	32	32	50	100	200	APMT160408L	APMT150408R	M040S080-1	Q15B	1.25

适用 Suitable:日立刀片 HITACHI Insert

CH/TP60°/45°/30°

CH Indexable Cutter For Pocketing
CH 螺丝沉头孔铣刀



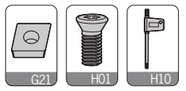

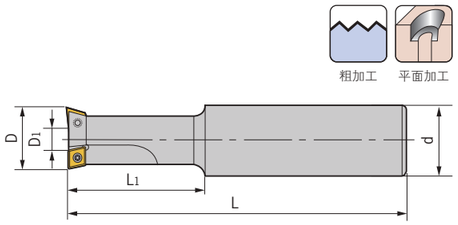

型号 Specification		刃数 Teeth	适用范围 For	D	D1	d	L1	L	刀片 Insert	刀片螺钉 Insert screw	扳手 Wrench	重量 Weight
CH-	C25-14-M8-1T	1	M8	14	2.9	25	21	108	CCMT060204	M025W060	Q08B	0.32
	C25-17.5-M10-2T	2	M10	17.5	5.3	25	26	115	CCMT060204	M025W060	Q08B	0.34
	C25-20-M12-2T	2	M12	20	7.8	25	30	120	CCMT060204	M025W060	Q08B	0.35
	C25-23-M14-2T	2	M14	23	10.8	25	34.5	126	CCMT060204	M025W060	Q08B	0.40
	C32-26-M16-2T	2	M16	26	8.5	32	39	132	CPMT090308	M040R080-2	Q15B	0.50
	C32-29-M18-2T	2	M18	29	11.5	32	43.5	138	CPMT090308	M040R080-2	Q15B	0.65
	C32-32-M20-2T	2	M20	32	14.5	32	59	144	CPMT090308	M040R080-2	Q15B	0.87

适用 Suitable:德克刀片、日立刀片 DEREK Or HITACHI Insert

特 点 / Feature

■把传统的钻孔与沉头加工结合于一体，一次加工完成，大幅提高螺丝沉头孔的加工效率。
■For drilling and counter-sink machining as a whole. The best choice for machining the head of socket screws.

TP60°,45°,30° Chamfering Cutter
TP60°,45°,30° 直柄型倒角刀



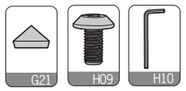

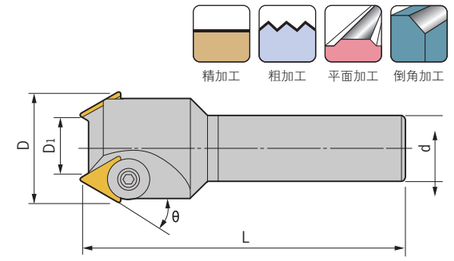

型号 Specification		刃数 Teeth	D	D1	d	L	θ	刀片 Insert	伞形压板 Umbrella clamp	扳手 Wrench	重量 Weight
TP60-	C25-40-120-2T	2	37.7	15.8	25	120	60	TPMN1603	M060H080-TP	L04D	0.55
TP45-	C20-20-120-1T	1	20.4	4	20	120	45	TPMN1603	M060H080-TP	L04D	0.27
	C20-32-120-2T	2	30.2	12	20	120	45	TPMN1603	M060H080-TP	L04D	0.32
	C25-50-160-3T	3	49	24	25	160	45	TPMN2204	M080H120-TP	L05D	0.65
TP30-	C25-40-120-2T	2	39	26	25	120	30	TPMN1603	M060H080-TP	L04D	0.53
	C32-55-160-3T	3	54.5	36	32	160	30	TPMN2204	M080H120-TP	L05D	0.98

适用 Suitable:德克刀片、三菱刀片 DEREK Or MITSUBISHI Insert

特 点 / Feature

■本刀可30度,45度,60度切削，亦可做倒角。
■适合一般铣床，综合切削中心机。
■For chamfering different angles 30°,45°and 60°.
■For general milling machine and machine center.

EM45°/SSP45°

EM45° Internal And External Chamfering Cutter
EM45° 内外倒角刀



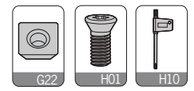

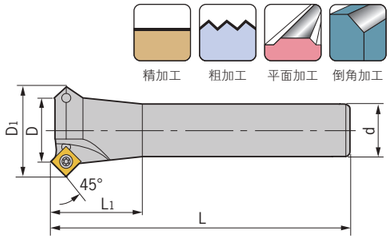

型号 Specification		刃数 Teeth	D	D1	d	L1	L	刀片 Insert	刀片螺钉 Insert screw	旗形扳手 Wrench	重量 Weight
EM45-	C20-25-110-2T	2	25	38	20	35	110	SPMW090304	M040S100-1	Q15B	0.40
	C25-25-150-2T	2	25	38	25	35	150	SPMW090304	M040S100-1	Q15B	0.55
	C25-30-150-2T	2	30	43	25	35	150	SPMW090304	M040S100-1	Q15B	0.59

适用 Suitable:德克刀片、三菱刀片 DEREK Or MITSUBISHI Insert

特 点 / Feature

■高刚性设计，适合大切削。
■用于切槽，倒角加工，平面铣削。
■刀片形状为正方形，使用时可转位四次，更经济。
■For high-feed cutting with a high rigidity.
■For slot cutting,chamfering and face milling.
■For inserts with four cutting edges.

SSP45° Cutter For Centering And Chamfering
SSP45° 定位倒角刀



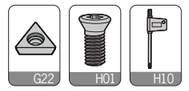

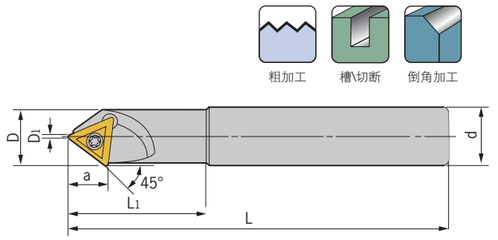

型号 Specification	刃数 Teeth	D	D1	d	a	L1	L	倒角范围 Chamfering range	刀片 Insert	刀片螺钉 Insert screw	旗形扳手 Wrench	重量 Weight
SSP- C20-20-130-1T	1	20	0	20	11.3	20	130	0-20	TCMX16T308	M040R090	Q15B	0.28

适用 Suitable:德克刀片 DEREK Insert

特 点 / Feature

■本铣刀可45度切削，亦可做倒角，V槽切削，可中心定位钻使用。
■适合一般铣床，CNC铣床，CNC车床，钻床倒角。
■Milling with an angle of 45°,chamfering,V-slot cutting and centering.
■For milling machine, CNC milling machine, CNC turning machine and drilling machine.



AJX/SKS

AJX High-feed Face Mill
AJX 大进给面铣刀头





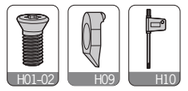

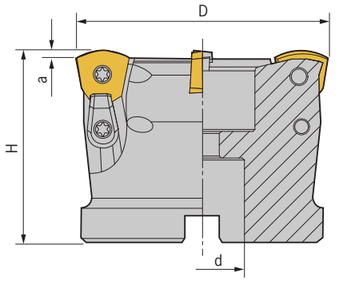

	型号 Specification	刃数 Teeth	D	d	a	H	刀片 Insert	刀片螺钉 Insert screw	压板 Clamp	压板螺钉 Clamp Screw	旗形扳手 Wrench	重量 Weight
AJX	12-50-22-4T	4	50	22	2	50	JDMW120420	M040R100-2	YD-13	M040S100-1	Q15B	0.40
	12-63-22-4T	4	63	22	2	50	JDMW120420	M040R100-2	YD-13	M040S100-1	Q15B	0.75
	14-63-22-4T	4	63	22	2	50	JDMW140520	M050Y120-2	YD-16	M050Y110-2	Q20B	0.75
	14-80-27-5T	5	80	27	2	50	JDMW140520	M050Y120-2	YD-16	M050Y110-2	Q20B	1.00

适用 Suitable:德克刀片、三菱刀片 DEREK Or MITSUBISHI Insert

SKS High-feed Face Mill
SKS 大进给面铣刀头

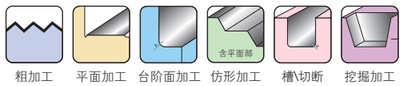





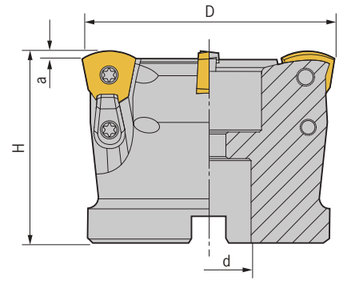

	型号 Specification	刃数 Teeth	D	d	a	H	刀片 Insert	刀片螺钉 Insert screw	压板 Clamp	压板螺钉 Clamp Screw	旗形扳手 Wrench	重量 Weight
SKS	08-50-22-4T	4	50	22	2	50	WDMW080520ZTR WDMT080520ZER WDHW080520ZTR	M045Y110	YD-16	M045Y110	Q20B	0.40
	08-63-22-4T	4	63	22	2	50		M045Y110	YD-16	M045Y110	Q20B	0.65
	10-63-22-4T	4	63	22	2.5	50	WDMW10X620ZTR	M045Y110	YD-16	M045Y110	Q20B	0.65
	10-80-27-4T	4	80	27	2.5	50	WDMT10X620ZER	M045Y110	YD-16	M045Y110	Q20B	1.00

适用 Suitable:德克刀片、黛杰刀片 DEREK Or DIJET Insert

EMRW

EMRW Face Milling Cutter
EMRW 圆刀刃平面铣刀头







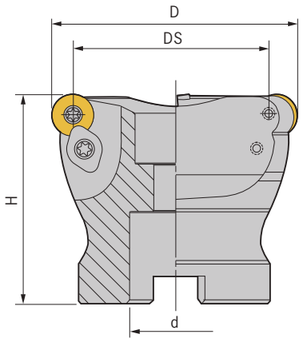

型号 Specification		刃数 Teeth	D	DS	d	H	刀片 Insert	刀片螺钉 Insert screw	压板 Clamp	压板螺钉 Clamp Screw	旗形扳手 Wrench	重量 Weight
EMRW-	**5R50-22-4T**	4	50	40	22	50	RPMW1003	M040S100-1	YS-43	M040S120	Q15B	0.35
	5R63-22-4T	4	63	53	22	50	RPMW1003	M040S100-1	YS-43	M040S120	Q15B	0.55
	5R63-22-5T	5	63	53	22	50	RPMW1003	M040S100-1	YS-43	M040S120	Q15B	0.55
	6R50-22-4T	4	50	38	22	50	RPMW1204	M040S100-1	YS-43	M040S120	Q15B	0.50
	6R63-22-4T	4	63	51	22	50	RPMW1204	M040S100-1	YS-43	M040S120	Q15B	0.75
	6R63-22-5T	5	63	51	22	50	RPMW1204	M040S100-1	YS-43	M040S120	Q15B	0.75
	6R80-27-6T	6	80	68	27	50	RPMW1204	M040S100-1	YS-43	M040S120	Q15B	0.75
	6R100-32-6T	6	100	88	32	50	RPMW1204	M040S100-1	YS-43	M040S120	Q15B	1.25

适用 Suitable:德克刀片、三菱刀片 DEREK Or MITSUBISHI Insert

TRS

TRS Face Milling Cutter
TRS 圆刀刃平面铣刀头







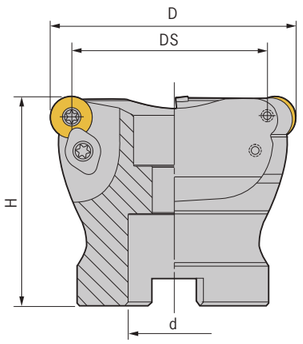

型号 Specification		刃数 Teeth	D	DS	d	H	刀片 Insert	刀片螺钉 Insert screw	压板 Clamp	压板螺钉 Clamp Screw	旗形扳手 Wrench	重量 Weight
TRS-	**5R50-22-4T**	4	50	40	22	50	RDMT10T3	M040R090	YS-43	M040S120	Q15B	0.35
	5R63-22-5T	5	63	53	22	50	RDMT10T3	M040R090	YS-43	M040S120	Q15B	0.55
	6R50-22-4T	4	50	38	22	50	RDMT1204	M040R100-2	YS-43	M040S120	Q15B	0.35
	6R63-22-4T	4	63	51	22	50	RDMT1204	M040R100-2	YS-43	M040S120	Q15B	0.50
	6R63-22-5T	5	63	51	22	50	RDMT1204	M040R100-2	YS-43	M040S120	Q15B	0.50
	6R80-27-6T	6	80	68	27	50	RDMT1204	M040R100-2	YS-43	M040S120	Q15B	0.90
	6R100-32-6T	6	100	88	32	50	RDMT1204	M040R100-2	YS-43	M040S120	Q15B	1.20
	8R63-22-4T	4	63	47	22	50	RDMX1604	M050Y110-1	YS-52	M050Y110-2	Q20B	0.50
	8R80-27-5T	5	80	64	27	50	RDMX1604	M050Y110-1	YS-52	M050Y110-2	Q20B	0.85
	8R100-32-5T	5	100	84	32	50	RDMX1604	M050Y110-1	YS-52	M050Y110-2	Q20B	1.25

适用 Suitable:德克刀片、日立刀片 DEREK Or HITACHI Insert

400R

400R Square Face Mill
400R 清角平面铣刀头



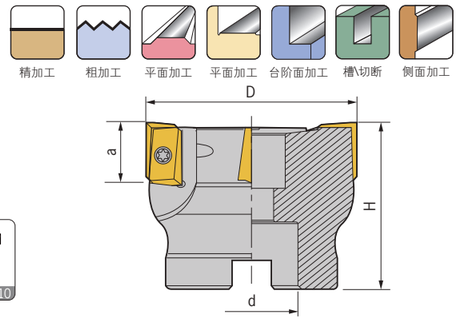

型号 Specification		刃数 Teeth	D	d	a	H	刀片 Insert	刀片螺钉 Insert screw	旗形扳手 Wrench	重量 Weight
400R-	50-22-4T	4	50	22	16	50	APMT1604	M040S100-1	Q15B	0.40
	50-25.4-4T	4	50	25.4	16	50	APMT1604	M040S100-1	Q15B	0.40
	63-22-4T	4	63	22	16	50	APMT1604	M040S100-1	Q15B	0.65
	63-22-5T	5	63	22	16	50	APMT1604	M040S100-1	Q15B	0.65
	63-25.4-4T	4	63	25.4	16	50	APMT1604	M040S100-1	Q15B	0.65
	63-25.4-5T	5	63	25.4	16	50	APMT1604	M040S100-1	Q15B	0.65
	80-25.4-6T	6	80	25.4	16	50	APMT1604	M040S100-1	Q15B	1.00
	80-27-6T	6	80	27	16	50	APMT1604	M040S100-1	Q15B	1.00
	100-31.75-6T	6	100	31.75	16	50	APMT1604	M040S100-1	Q15B	1.25
	100-32-6T	6	100	32	16	50	APMT1604	M040S100-1	Q15B	1.25
	125-38.1-8T	8	125	38.1	16	63	APMT1604	M040S100-1	Q15B	3.10
	125-40-8T	8	125	40	16	63	APMT1604	M040S100-1	Q15B	3.10
	160-40-8T	8	160	40	16	63	APMT1604	M040S100-1	Q15B	5.10
	160-50.80-8T	8	160	50.8	16	63	APMT1604	M040S100-1	Q15B	4.80

适用 Suitable:德克刀片、三菱刀片 DEREK Or MITSUBISHI Insert

FP45°/FP75°

FP45° Face Mill Head
FP45° 平面铣刀头





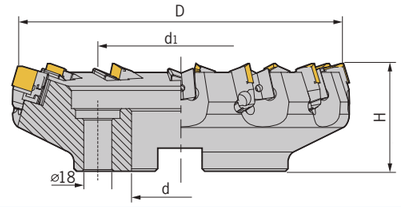

型号 Specification		刃数 Teeth	D	d	d1	H	重量 Weight
FP45-	80-25.4-5T	5	80	25.4	-	50	1.90
	100-31.75-5T	5	100	31.75	-	50	2.40
	125-38.1-6T	6	125	38.1	-	63	5.50
	160-50.8-8T	8	160	50.8	-	63	7.30
	200-47.625-10T	10	200	47.625	101.6	63	11.45
	250-47.625-12T	12	250	47.625	101.6	63	18.15
	300-47.625-14T	14	300	47.625	101.6	63	22.10

型号 Specification		刃数 Teeth	D	d	d1	H	重量 Weight
FP45-	80-27-5T	5	80	27	-	50	2.05
	100-32-5T	5	100	32	-	50	2.55
	125-40-6T	6	125	40	-	63	5.70
	160-40-8T	8	160	40	-	63	7.50
	200-60-10T	10	200	60	101.6	63	11.70
	250-60-12T	12	250	60	101.6	63	18.35
	300-60-14T	14	300	60	101.6	63	22.40

替换零件 Accessories



使用 刀片 规格 Insert specification



注:只要更换刀片座,同一个FP规格刀头可使用SEKN1203,SEKN1504二种刀片。
Notice: For both inserts SEKN1203 and SEKN1504 by only changing suitable insert holder.

适用:德克刀片
Suitable: DEREK Insert

FP75° Face Mill Head
FP75° 平面铣刀头





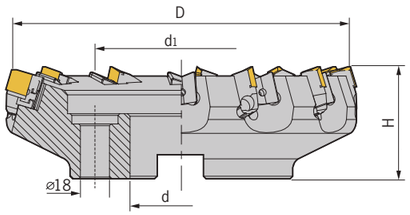

型号 Specification		刃数 Teeth	D	d	d1	H	重量 Weight
FP75-	80-25.4-4T	4	80	25.4	-	50	1.90
	100-31.75-6T	6	100	31.75	-	50	2.40
	125-38.1-8T	8	125	38.1	-	63	5.50
	160-50.8-10T	10	160	50.8	-	63	7.30
	200-47.625-12T	12	200	47.625	101.6	63	11.45
	250-47.625-14T	14	250	47.625	101.6	63	18.15
	300-47.625-16T	16	300	47.625	101.6	63	22.10

型号 Specification		刃数 Teeth	D	d	d1	H	重量 Weight
FP75-	80-27-4T	4	80	27	-	50	2.05
	100-32-6T	6	100	32	-	50	2.55
	125-40-8T	8	125	40	-	63	5.70
	160-40-10T	10	160	40	-	63	7.50
	200-60-12T	12	200	60	101.6	63	11.70
	250-60-14T	14	250	60	101.6	63	18.35
	300-60-16T	16	300	60	101.6	63	22.40

替换零件 Accessories



使用 刀片 规格 Insert specification



注:只要更换刀片座,同一个FP规格刀头可使用SPKN1203,SPKN1504二种刀片。
Notice: For both inserts SPKN1203 and SPKN1504 by only changing suitable insert holder.

适用:德克刀片
Suitable: DEREK Insert

SE45°

SE45° High-speed Face Mill
SE45° 高速平面铣刀头





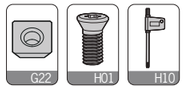

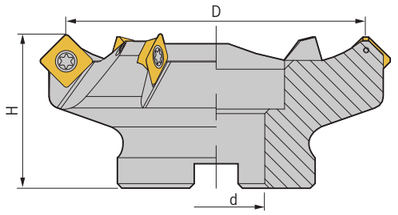

型号 Specification		刃数 Teeth	D	d	H	刀片 Insert	刀片螺钉 Insert screw	旗形扳手 Wrench	重量 Weight
SE45-	50-22-4T	4	50	22	50	SEKT1204	M050Y110-2	Q20B	0.50
	63-22-5T	5	63	22	50	SEKT1204	M050Y110-2	Q20B	0.75
	63-25.4-5T	5	63	25.4	50	SEKT1204	M050Y110-2	Q20B	0.75
	80-27-6T	6	80	27	50	SEKT1204	M050Y110-2	Q20B	1.15
	80-25.4-6T	6	80	25.4	50	SEKT1204	M050Y110-2	Q20B	1.15
	100-31.75-6T	6	100	31.75	50	SEKT1204	M050Y110-2	Q20B	1.75
	100-32-6T	6	100	32	50	SEKT1204	M050Y110-2	Q20B	1.75
	125-38.1-8T	8	125	38.1	63	SEKT1204	M050Y110-2	Q20B	3.75
	125-40-8T	8	125	40	63	SEKT1204	M050Y110-2	Q20B	3.15
	160-40-10T	10	160	40	63	SEKT1204	M050Y110-2	Q20B	5.10
	160-50.8-10T	10	160	50.8	63	SEKT1204	M050Y110-2	Q20B	5.10

适用 Suitable:德克刀片 DEREK Insert

TDC/TDCW

TDC Slot Milling Cutter
TDC 槽铣刀



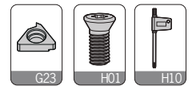

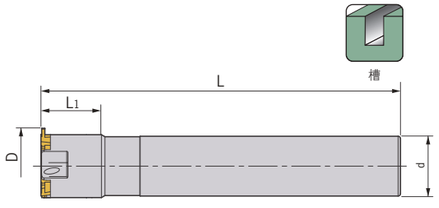

型号 Specification		刃数 Teeth	D	d	L1	L	刀片 Insert	刀片螺钉 Insert screw	旗形扳手 Wrench	重量 Weight
TDC-	C25-32-150-3T	3	32	25	50	150	TD16	M040S100-1	Q15B	0.80
	C32-40-150-3T	3	40	32	50	150	TD16	M040S100-1	Q15B	0.90

适用 Suitable:德克刀片 DEREK Insert

TDCW Slot Milling Cutter
TDCW 槽铣刀



型号 Specification	刃数 Teeth	D	d	H	刀片 Insert	刀片螺钉 Insert screw	旗形扳手 Wrench	重量 Weight
TDCW- 50-22-6T	6	50	22	50	TD16	M040S100-1	Q15B	0.30
63-22-8T	8	63	22	50	TD16	M040S100-1	Q15B	0.50
80-27-10T	10	80	27	50	TD16	M040S100-1	Q20B	1.10

适用 Suitable:德克刀片 DEREK Insert

注:TDC / TDCW的切深与切宽请参考以下刀片表格数据。
Notice: TDC / TDCW cutting depthand width as per below insert data.

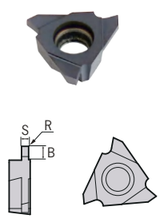

图示 Fig	型号 Specification	S	B	R	刀片材质 Composition	库存 Stock	适用被加工材料 P M K		
	TD16-100	1.00	2.30	0.1	CP5220	▲	P钢	M 不锈钢	K铸铁
	TD16-110	1.10	2.30	0.1	CP5220	▲			
	TD16-130	1.30	2.10	0.1	CP5220	▲			
	TD16-150	1.50	2.50	0.1	CP5220	▲			
	TD16-160	1.60	2.50	0.1	CP5220	▲			
	TD16-185	1.85	2.50	0.1	CP5220	▲			
	TD16-200	2.00	2.50	0.1	CP5220	▲			
	TD16-215	2.15	2.70	0.2	CP5220	▲			
	TD16-250	2.50	2.50	0.2	CP5220	▲			
	TD16-265	2.65	2.70	0.2	CP5220	▲			
	TD16-300	3.00	2.80	0.2	CP5220	▲			
	TD16-315	3.15	3.00	0.2	CP5220	▲			
	TD16-320	3.20	3.00	0.2	CP5220	▲			

注: Notice:
▲ 常备库存 ▲ Excellent (Instock)
△ 生产计划中 △ Good (Instock)
○ 按订单生产 ○ On Request

GDC

GDC Indexable Side Cutter For Slotting
GDC 舍弃式侧铣刀



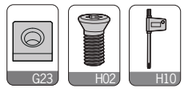

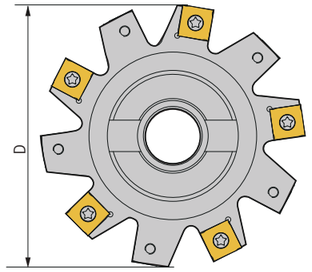

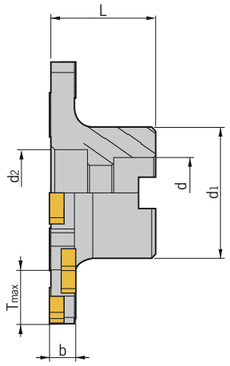

型号 Specification		刃数 Teeth	D	d	d1	d2	b	L	Tmax	刀片 Insert	刀片螺钉 Insert screw	旗形扳手 Wrench	重量 Weight
GDC-	80-04B-22	10	80	22	45	28	4	40	16.5	SNFH1125	M030D035-90	Q08B	0.50
	80-05B-22	10	80	22	45	28	5	40	16.5	SNFH1135	M030D043-90	Q08B	0.50
	80-06B-22	8	80	22	45	28	6	40	16.5	SNFH1235	M040D050-90	Q15B	0.55
	80-07B-22	9	80	22	45	28	7	40	16.5	SNFH1235	M040D050-90	Q15B	0.57
	80-08B-22	9	80	22	45	28	8	40	16.5	SNFH1235	M040D050-90	Q15B	0.70
	80-09B-22	8	80	22	45	28	9	40	16.5	SNFH1255	M040D082-90	Q15B	0.60
	80-10B-22	8	80	22	45	28	10	40	16.5	SNFH1255	M040D082-90	Q15B	0.62
	80-12B-22	8	80	22	45	28	12	40	16.5	SNFH1275	M040D110-90	Q15B	0.66
	80-14B-22	9	80	22	45	28	14	40	16.5	SNFH1275	M040D110-90	Q15B	0.70
	100-04B-27	12	100	27	50	34	4	40	24	SNFH1125	M030D035-90	Q08B	0.67
	100-05B-27	12	100	27	50	34	5	40	24	SNFH1135	M030D043-90	Q08B	0.70
	100-06B-27	10	100	27	50	34	6	40	24	SNFH1235	M040D050-90	Q15B	0.73
	100-07B-27	9	100	27	50	34	7	40	24	SNFH1235	M040D050-90	Q15B	0.76
	100-08B-27	9	100	27	50	34	8	40	24	SNFH1235	M040D050-90	Q15B	0.80
	100-09B-27	10	100	27	50	34	9	40	24	SNFH1255	M040D082-90	Q15B	0.84
	100-10B-27	10	100	27	50	34	10	40	24	SNFH1255	M040D082-90	Q15B	0.88
	100-12B-27	10	100	27	50	34	12	40	24	SNFH1275	M040D110-90	Q15B	0.92
	100-14B-27	9	100	27	50	34	14	40	24	SNFH1275	M040D110-90	Q15B	0.98
	125-04B-32	14	125	32	70	43	4	45	26.5	SNFH1125	M030D035-90	Q08B	1.30
	125-05B-32	14	125	32	70	43	5	45	26.5	SNFH1135	M030D043-90	Q08B	1.40
	125-06B-32	12	125	32	70	43	6	45	26.5	SNFH1235	M040D050-90	Q15B	1.45
	125-07B-32	12	125	32	70	43	7	45	26.5	SNFH1235	M040D050-90	Q15B	1.50
	125-08B-32	12	125	32	70	43	8	45	26.5	SNFH1235	M040D050-90	Q15B	1.55
	125-09B-32	12	125	32	70	43	9	45	26.5	SNFH1255	M040D082-90	Q15B	1.60
	125-10B-32	12	125	32	70	43	10	45	26.5	SNFH1255	M040D082-90	Q15B	1.65
	125-12B-32	12	125	32	70	43	12	45	26.5	SNFH1275	M040D110-90	Q15B	1.75
	125-14B-32	12	125	32	70	43	14	45	26.5	SNFH1275	M040D110-90	Q15B	1.85
	160-06B-40	16	160	40	80	52	6	50	39	SNFH1235	M040D050-90	Q15B	2.60
	160-07B-40	15	160	40	80	52	7	50	39	SNFH1235	M040D050-90	Q15B	2.80
	160-08B-40	15	160	40	80	52	8	50	39	SNFH1235	M040D050-90	Q15B	3.00
	160-09B-40	16	160	40	80	52	9	50	39	SNFH1255	M040D082-90	Q15B	3.20
	160-10B-40	16	160	40	80	52	10	50	39	SNFH1255	M040D082-90	Q15B	3.40
	160-12B-40	16	160	40	80	52	12	50	39	SNFH1275	M040D110-90	Q15B	3.60
	160-14B-40	15	160	40	80	52	14	50	39	SNFH1275	M040D110-90	Q15B	3.80

适用 Suitable:德克刀片 DEREK Insert

SDC

SDC Indexable Side Cutter For Slotting
SDC 舍弃式侧铣刀



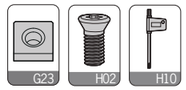

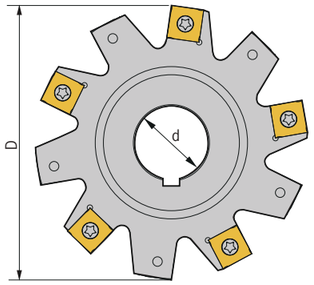

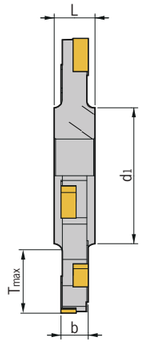

型号 Specification		刃数 Teeth	D	d	d1	b	L	Tmax	刀片 Insert	刀片螺钉 Insert screw	旗形扳手 Wrench	重量 Weight
SDC-	63-04B-22	8	63	22	34	4	8	12	SNFH1125	M030D035-90	Q08B	0.27
	63-05B-22	8	63	22	34	5	8	12	SNFH1135	M030D043-90	Q08B	0.28
	63-06B-22	6	63	22	34	6	8	12	SNFH1235	M040D050-90	Q15B	0.28
	80-04B-22	10	80	22	34	4	8	19	SNFH1125	M030D035-90	Q08B	0.31
	80-05B-22	10	80	22	34	5	8	19	SNFH1135	M030D043-90	Q08B	0.44
	80-06B-22	8	80	22	34	6	8	19	SNFH1235	M040D050-90	Q15B	0.35
	100-04B-27	12	100	27	41	4	12	25	SNFH1125	M030D035-90	Q08B	0.38
	100-05B-27	12	100	27	41	5	12	25	SNFH1135	M030D043-90	Q08B	0.44
	100-06B-27	10	100	27	41	6	12	25	SNFH1235	M040D050-90	Q15B	0.46
	100-08B-27	9	100	27	41	8	12	25	SNFH1235	M040D050-90	Q15B	0.54
	100-10B-27	10	100	27	41	10	12	25	SNFH1255	M040D082-90	Q15B	0.65
	100-12B-27	10	100	27	41	12	12	25	SNFH1275	M040D110-90	Q15B	0.75
	125-06B-32	12	125	32	47	6	12	35	SNFH1235	M040D050-90	Q15B	0.69
	125-08B-32	12	125	32	47	8	12	35	SNFH1235	M040D050-90	Q15B	0.81
	125-10B-32	12	125	32	47	10	12	35	SNFH1255	M040D082-90	Q15B	0.94
	125-12B-32	12	125	32	47	12	12	35	SNFH1275	M040D110-90	Q15B	1.05
	125-14B-32	12	125	32	47	14	12	35	SNFH1275	M040D110-90	Q15B	1.20
	160-06B-40	16	160	40	55	6	12	49	SNFH1235	M040D050-90	Q15B	1.04
	160-08B-40	15	160	40	55	8	12	49	SNFH1235	M040D050-90	Q15B	1.28
	160-10B-40	16	160	40	55	10	12	49	SNFH1255	M040D082-90	Q15B	1.50
	160-12B-40	16	160	40	55	12	12	49	SNFH1275	M040D110-90	Q15B	1.70
	160-14B-40	15	160	40	55	14	12	49	SNFH1275	M040D110-90	Q15B	1.90

适用 Suitable:德克刀片 DEREK Insert

CDC

CDC Indexable Side Cutter For Slotting
CDC 舍弃式侧铣刀



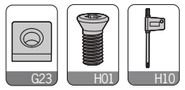

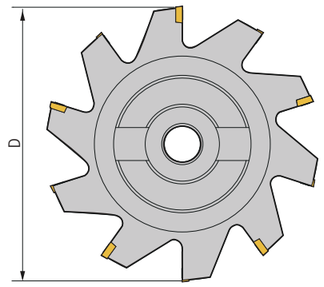

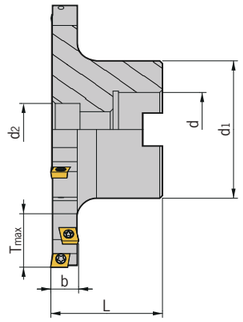

型号 Specification		刃数 Teeth	D	d	d1	d2	b	L	Tmax	刀片 Insert	刀片螺钉 Insert screw	旗形扳手 Wrench	重量 Weight
CDC-	80-06B-22	8	80	22	45	18	6	40	16.5	SPMT050204	M020W050	Q06R	0.68
	80-07B-22	8	80	22	45	18	7	40	16.5	SPMT050204	M020W050	Q06R	0.70
	80-08B-22	8	80	22	45	18	8	40	16.5	SPMT060204	M022W050	Q06R	0.73
	80-09B-22	8	80	22	45	18	9	40	16.5	SPMT060204	M022W050	Q06R	0.75
	80-10B-22	8	80	22	45	18	10	40	16.5	SPMT060204	M022W050	Q06R	0.80
	80-11B-22	8	80	22	45	18	11	40	16.5	SPMT07T308	M025W060	Q06R	0.85
	80-12B-22	8	80	22	45	18	12	40	16.5	SPMT07T308	M025W060	Q06R	0.90
	100-06B-27	10	100	27	50	19	6	40	24	SPMT050204	M020W050	Q06R	0.90
	100-07B-27	10	100	27	50	19	7	40	24	SPMT050204	M020W050	Q06R	0.93
	100-08B-27	10	100	27	50	19	8	40	24	SPMT060204	M022W050	Q06R	0.96
	100-09B-27	10	100	27	50	19	9	40	24	SPMT060204	M022W050	Q06R	1.00
	100-10B-27	10	100	27	50	19	10	40	24	SPMT060204	M022W050	Q06R	1.03
	100-11B-27	10	100	27	50	19	11	40	24	SPMT07T308	M025W060	Q08B	1.05
	100-12B-27	10	100	27	50	19	12	40	24	SPMT07T308	M025W060	Q08B	1.10
	100-14B-27	10	100	27	50	19	14	40	24	SPMT090408	M035W090	Q15B	1.30
	100-16B-27	10	100	27	50	19	16	40	24	SPMT090408	M035W090	Q15B	1.50
	125-06B-32	12	125	32	70	43	6	45	26.5	SPMT050204	M020W050	Q06R	1.50
	125-07B-32	12	125	32	70	43	7	45	26.5	SPMT050204	M020W050	Q06R	1.55
	125-08B-32	12	125	32	70	43	8	45	26.5	SPMT060204	M022W050	Q06R	1.60
	125-10B-32	12	125	32	70	43	10	45	26.5	SPMT060204	M022W050	Q06R	1.70
	125-11B-32	12	125	32	70	43	11	45	26.5	SPMT07T308	M025W060	Q08B	1.70
	125-12B-32	12	125	32	70	43	12	45	26.5	SPMT07T308	M025W060	Q08B	1.70
	125-14B-32	12	125	32	70	43	14	45	26.5	SPMT090408	M035W090	Q15B	1.75
	125-16B-32	12	125	32	70	43	16	45	26.5	SPMT090408	M035W090	Q15B	1.80
	125-18B-32	10	125	32	70	43	18	45	26.5	SPMT110408	M040W090	Q15B	1.85
	125-20B-32	10	125	32	70	43	20	45	26.5	SPMT110408	M040W090	Q15B	2.00
	125-25B-32	10	125	32	70	43	25	45	26.5	SPMT140512	M050Y110-1	Q20B	2.50
	160-11B-40	16	160	40	80	52	11	50	39	SPMT07T308	M025W060	Q08B	2.60
	160-12B-40	16	160	40	80	52	12	50	39	SPMT07T308	M025W060	Q08B	2.70
	160-14B-40	16	160	40	80	52	14	50	39	SPMT090408	M035W090	Q15B	2.80
	160-16B-40	16	160	40	80	52	16	50	39	SPMT090408	M035W090	Q15B	2.90
	160-18B-40	12	160	40	80	52	18	50	39	SPMT110408	M040W090	Q15B	2.90
	160-20B-40	12	160	40	80	52	20	50	39	SPMT110408	M040W090	Q15B	3.20
	160-25B-40	12	160	40	80	52	25	50	39	SPMT140512	M050Y110-1	Q20B	3.50
	200-14B-40	18	200	40	90	52	14	50	54	SPMT090408	M035W090	Q15B	4.20
	200-16B-40	18	200	40	90	52	16	50	54	SPMT090408	M035W090	Q15B	4.50
	200-18B-40	14	200	40	90	52	18	50	54	SPMT110408	M040W090	Q15B	4.90
	200-20B-40	14	200	40	90	52	20	50	54	SPMT110408	M040W090	Q15B	5.20
	200-25B-40	14	200	40	90	52	25	50	54	SPMT140512	M050Y110-1	Q20B	5.50

适用 Suitable:德克刀片 DEREK Insert

WDC

WDC Indexable Side Cutter For Slotting
WDC 舍弃式侧铣刀



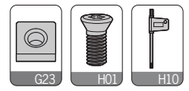

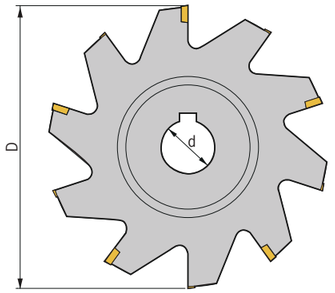

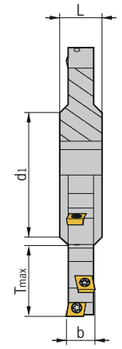

型号 Specification		刃数 Teeth	D	d	d1	b	L	Tmax	刀片 Insert	刀片螺钉 Insert screw	旗形扳手 Wrench	重量 Weight
WDC-	80-06B-22	8	80	22	34	6	12	19	SPMT050204	M020W050	Q06R	0.29
	80-07B-22	8	80	22	34	7	12	19	SPMT050204	M020W050	Q06R	0.30
	80-08B-22	8	80	22	34	8	12	19	SPMT060204	M022W050	Q06R	0.32
	80-09B-22	8	80	22	34	9	12	19	SPMT060204	M022W050	Q06R	0.35
	80-10B-22	8	80	22	34	10	12	19	SPMT060204	M022W050	Q06R	0.38
	80-11B-22	8	80	22	34	11	12	19	SPMT07T308	M025W060	Q08B	0.39
	80-12B-22	8	80	22	34	12	12	19	SPMT07T308	M025W060	Q08B	0.42
	100-06B-27	10	100	27	41	6	12	25	SPMT050204	M020W050	Q06R	0.50
	100-07B-27	10	100	27	41	7	12	25	SPMT050204	M020W050	Q06R	0.52
	100-08B-27	10	100	27	41	8	12	25	SPMT060204	M022W050	Q06R	0.54
	100-09B-27	10	100	27	41	9	12	25	SPMT060204	M022W050	Q06R	0.60
	100-10B-27	10	100	27	41	10	12	25	SPMT060204	M025W060	Q08B	0.65
	100-11B-27	10	100	27	41	11	12	25	SPMT07T308	M025W060	Q08B	0.70
	100-12B-27	10	100	27	41	12	12	25	SPMT07T308	M025W060	Q08B	0.75
	100-14B-27	10	100	27	41	14	16	25	SPMT090408	M035W090	Q15B	0.85
	100-16B-27	10	100	27	41	16	16	25	SPMT090408	M035W090	Q15B	0.88
	125-06B-32	12	125	32	47	6	12	35	SPMT050204	M020W050	Q06R	0.70
	125-07B-32	12	125	32	47	7	12	35	SPMT050204	M020W050	Q06R	0.75
	125-08B-32	12	125	32	47	8	12	35	SPMT060204	M022W050	Q06R	0.80
	125-10B-32	12	125	32	47	10	12	35	SPMT060204	M022W050	Q06R	0.88
	125-11B-32	12	125	32	47	11	12	35	SPMT07T308	M025W060	Q08B	0.93
	125-12B-32	12	125	32	47	12	12	35	SPMT07T308	M025W060	Q08B	0.98
	125-14B-32	12	125	32	47	14	16	35	SPMT090408	M035W090	Q15B	1.00
	125-16B-32	12	125	32	47	16	16	35	SPMT090408	M035W090	Q15B	1.18
	125-18B-32	10	125	32	47	18	20	35	SPMT110408	M040W090	Q15B	1.30
	125-20B-32	10	125	32	47	20	20	35	SPMT110408	M040W090	Q15B	1.45
	125-25B-32	10	125	32	47	25	25	35	SPMT140512	M050Y110-1	Q20B	1.70
	160-11B-40	16	160	40	55	11	12	49	SPMT07T308	M025W060	Q08B	1.65
	160-12B-40	16	160	40	55	12	12	49	SPMT07T308	M025W060	Q08B	1.70
	160-14B-40	16	160	40	55	14	16	49	SPMT090408	M035W090	Q15B	1.85
	160-16B-40	16	160	40	55	16	16	49	SPMT090408	M035W090	Q15B	2.10
	160-18B-40	12	160	40	55	18	20	49	SPMT110408	M040W090	Q15B	2.50
	160-20B-40	12	160	40	55	20	20	49	SPMT110408	M040W090	Q15B	2.80
	160-25B-40	12	160	40	55	25	25	49	SPMT140512	M050Y110-1	Q20B	3.00
	200-14B-40	18	200	40	55	14	16	69	SPMT090408	M035W090	Q15B	3.00
	200-16B-40	18	200	40	55	16	16	69	SPMT090408	M035W090	Q15B	3.20
	200-18B-40	14	200	40	55	18	20	69	SPMT110408	M040W090	Q15B	3.60
	200-20B-40	14	200	40	55	20	20	69	SPMT110408	M040W090	Q15B	4.10
	200-25B-40	14	200	40	55	25	25	69	SPMT140512	M050Y110-1	Q20B	4.60

适用 Suitable:德克刀片 DEREK Insert



Type M

MCLNR/L



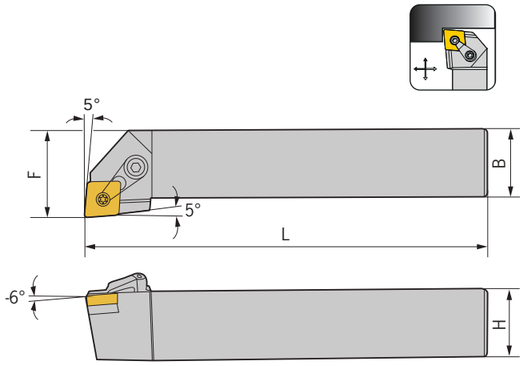

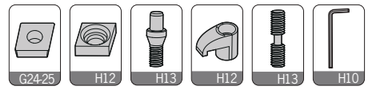

型号 Specification		H	B	L	F	刀片 Insert	刀垫 Shim	中心螺丝 Center screw	压板 Clamp	压板螺丝 Clamp screw	扳手 Wrench
MCLNR/L	**1616H12**	16	16	100	20	CN..1204..	MC1204	CTM617	HL1814	ML0625	L025,L03
	2020K12	20	20	125	25	CN..1204..	MC1204	CTM617	HL1814	ML0625	L025,L03
	2525M12	25	25	150	32	CN..1204..	MC1204	CTM617	HL1814	ML0625	L025,L03
	3232P12	32	32	170	40	CN..1204..	MC1204	CTM617	HL1814	ML0625	L025,L03

适用 Suitable:德克刀片 DEREK Insert

MCBNR/L



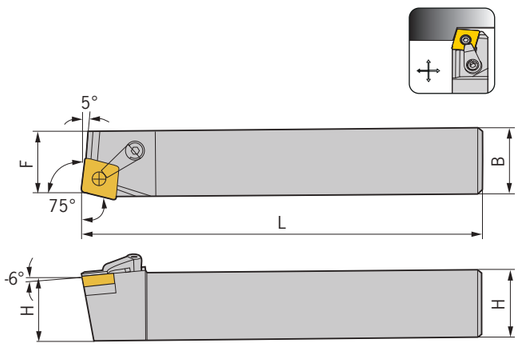

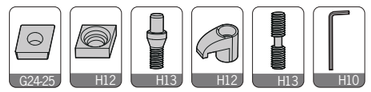

型号 Specification		H	B	L	F	刀片 Insert	刀垫 Shim	中心螺丝 Center screw	压板 Clamp	压板螺丝 Clamp screw	扳手 Wrench
MCBNR/L	**2020K12**	20	20	125	17	CN..1204..	MC1204	CTM617	HL1814	ML0625	L025,L03
	2525M12	25	25	150	22	CN..1204..	MC1204	CTM617	HL1814	ML0625	L025,L03
	3232P12	32	32	170	27	CN..1204..	MC1204	CTM617	HL1814	ML0625	L025,L03
	3232P16	32	32	170	27	CN..1606..	MC1604	CTM822	HL2217	ML0830	L03,L04
	3232P19	32	32	170	27	CN..1906..	MC1904	CTM1022	HL2217	ML0830	L04

适用 Suitable:德克刀片 DEREK Insert

Type M

MCKNR/L



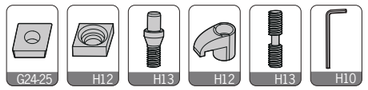

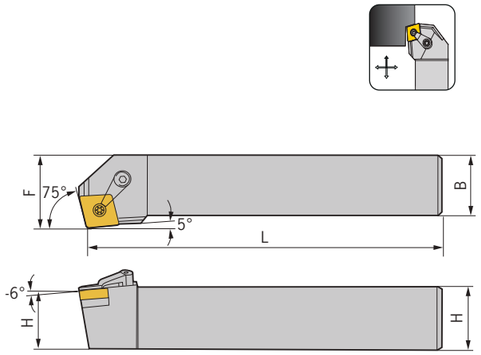

型号 Specification		H	B	L	F	刀片 Insert	刀垫 Shim	中心螺丝 Center screw	压板 Clamp	压板螺丝 Clamp screw	扳手 Wrench
MCKNR/L	**2020K12**	20	20	125	25	CN..1204..	MC1204	CTM617	HL1814	ML0625	L025,L03
	2525M12	25	25	150	32	CN..1204..	MC1204	CTM617	HL1814	ML0625	L025,L03
	3232P12	32	32	170	40	CN..1204..	MC1204	CTM617	HL1814	ML0625	L025,L03
	3232P16	32	32	170	40	CN..1606..	MC1604	CTM822	HL2217	ML0830	L03,L04
	3232P19	32	32	170	40	CN..1906..	MC1904	CTM1022	HL2217	ML0830	L04

适用 Suitable:德克刀片 DEREK Insert

MCGNR/L



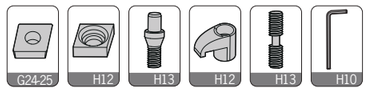

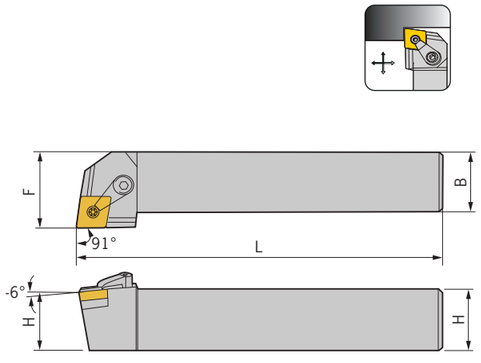

型号 Specification		H	B	L	F	刀片 Insert	刀垫 Shim	中心螺丝 Center screw	压板 Clamp	压板螺丝 Clamp screw	扳手 Wrench
MCGNR/L	**2020K12**	20	20	125	25	CN..1204..	MC1204	CTM617	HL1814	ML0625	L025,L03
	2525M12	25	25	150	32	CN..1204..	MC1204	CTM617	HL1814	ML0625	L025,L03
	3232P12	32	32	170	40	CN..1204..	MC1204	CTM617	HL1814	ML0625	L025,L03

适用 Suitable:德克刀片 DEREK Insert

Type M

MCSNR/L



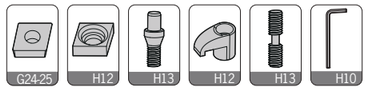

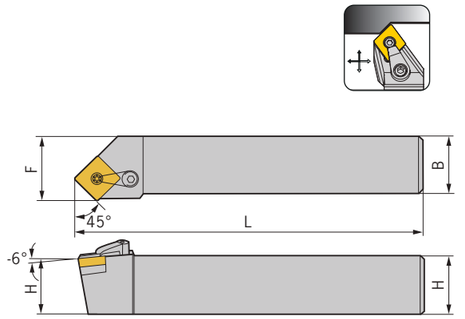

型号 Specification		H	B	L	F	刀片 Insert	刀垫 Shim	中心螺丝 Center screw	压板 Clamp	压板螺丝 Clamp screw	扳手 Wrench
MCSNR/L	**2525M12**	25	25	150	32	CN..1204..	MC1204	CTM617	HL1814	ML0625	L025,L03

适用 Suitable:德克刀片 DEREK Insert

MCMNN



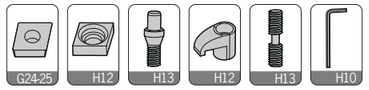

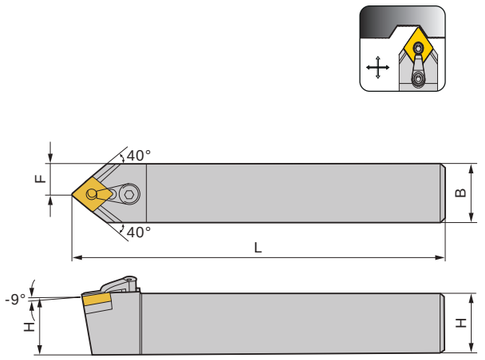

型号 Specification		H	B	L	F	刀片 Insert	刀垫 Shim	中心螺丝 Center screw	压板 Clamp	压板螺丝 Clamp screw	扳手 Wrench
MCMNN	**2020K12**	20	20	125	10	CN..1204..	MC1204	CTM617	HL1814	ML0625	L025,L03
	2525M12	25	25	150	12.5	CN..1204..	MC1204	CTM617	HL1814	ML0625	L025,L03
	3232P12	32	32	170	16	CN..1204..	MC1204	CTM617	HL1814	ML0625	L025,L03
	2525M16	25	25	150	12.5	CN..1606..	MC1604	CTM822	HL2217	ML0830	L03,L04
	3232P19	32	32	170	16	CN..1906..	MC1904	CTM1022	HL2217	ML0830	L04

适用 Suitable:德克刀片 DEREK Insert

Type M

MCMNN-100



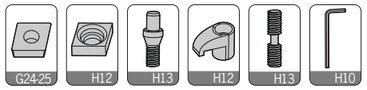

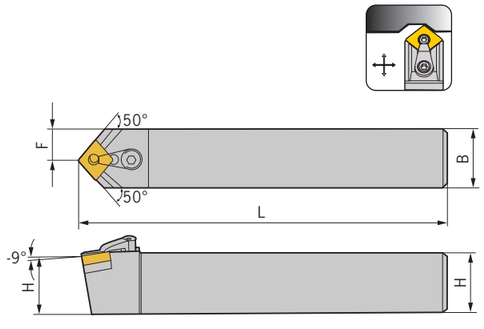

型号 Specification		H	B	L	F	刀片 Insert	刀垫 Shim	中心螺丝 Center screw	压板 Clamp	压板螺丝 Clamp screw	扳手 Wrench
MCMNN	**2020K12-100**	20	20	125	10	CN..1204..	MC1204	CTM617	HL1814	ML0625	L025,L03
	2525M12-100	25	25	150	12.5	CN..1204..	MC1204	CTM617	HL1814	ML0625	L025,L03

适用 Suitable:德克刀片 DEREK Insert

MDJNR/L



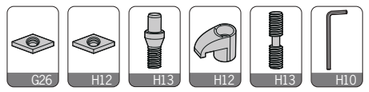

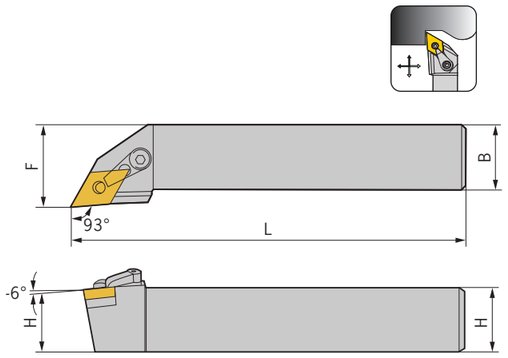

型号 Specification		H	B	L	F	刀片 Insert	刀垫 Shim	中心螺丝 Center screw	压板 Clamp	压板螺丝 Clamp screw	扳手 Wrench
MDJNR/L	**1616H11**	16	16	100	20	DN..1104..	MD1103	CTM513	HL2114	ML0625	L02,L03
	2020K11	20	20	125	25	DN..1104..	MD1103	CTM513	HL2114	ML0625	L02,L03
	2525M11	25	25	150	32	DN..1104..	MD1103	CTM513	HL2114	ML0625	L02,L03
	2020K15	20	20	125	25	DN..1504..	MD1506	CTM619	HL2114	ML0625	L025,L03
	2525M15	25	25	150	32			CTM619	HL2114	ML0625	L025,L03
	3232P15	32	32	170	40	DN..1506..	MD1504	CTM619	HL2114	ML0625	L025,L03

适用 Suitable:德克刀片 DEREK Insert

Type M

MDPNN



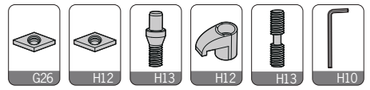

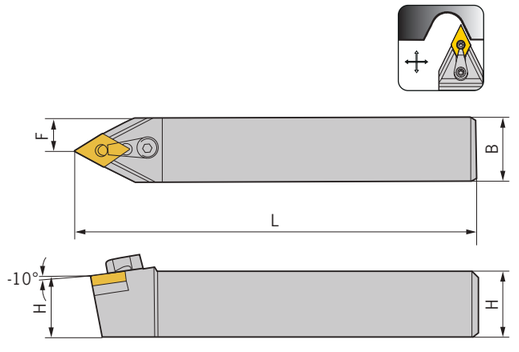

型号 Specification		H	B	L	F	刀片 Insert	刀垫 Shim	中心螺丝 Center screw	压板 Clamp	压板螺丝 Clamp screw	扳手 Wrench
MDPNN	**1616H11**	16	16	100	8	DN..1104..	MD1103	CTM513	HL2114	ML0625	L02,L03
	2020K11	20	20	125	10	DN..1104..	MD1103	CTM513	HL2114	ML0625	L02,L03
	2525M11	25	25	150	12.5	DN..1104..	MD1103	CTM513	HL2114	ML0625	L02,L03
	2020K15	20	20	125	10	DN..1504..	MD1506	CTM619	HL2114	ML0625	L025,L03
	2525M15	25	25	150	12.5			CTM619	HL2114	ML0625	L025,L03
	3232P15	32	32	170	16	DN..1506..	MD1504	CTM619	HL2114	ML0625	L025,L03

适用 Suitable:德克刀片 DEREK Insert

MDQNR/L



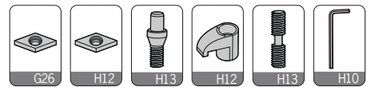

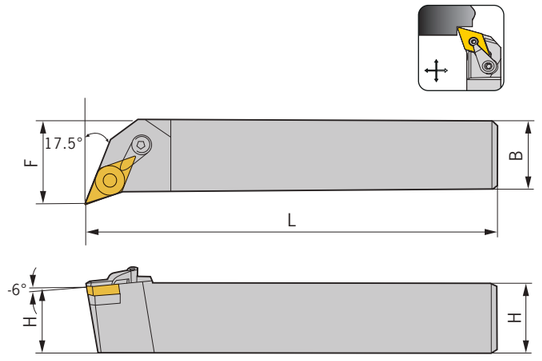

型号 Specification		H	B	L	F	刀片 Insert	刀垫 Shim	中心螺丝 Center screw	压板 Clamp	压板螺丝 Clamp screw	扳手 Wrench
MDQNR/L	**1616H11**	16	16	100	20	DN..1104..	MD1103	CTM513	HL1814	ML0625	L02,L03
	2020K11	20	20	125	25	DN..1104..	MD1103	CTM513	HL1814	ML0625	L02,L03
	2525M11	25	25	150	32	DN..1104..	MD1103	CTM513	HL1814	ML0625	L02,L03
	2020K15	20	20	125	25	DN..1504..	MD1506	CTM619	HL2114	ML0625	L025,L03
	2525M15	25	25	150	32			CTM619	HL2114	ML0625	L025,L03
	3232P15	32	32	170	40	DN..1506..	MD1504	CTM619	HL2114	ML0625	L025,L03

适用 Suitable:德克刀片 DEREK Insert

Type M

MSBNR/L



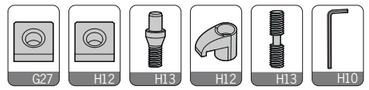

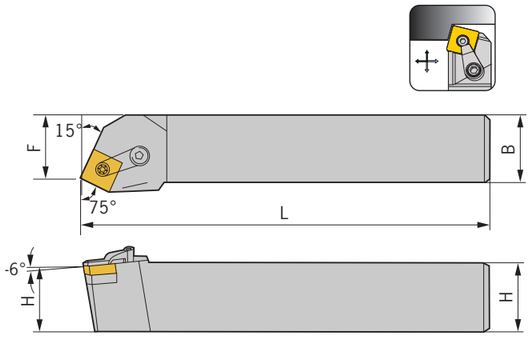

型号 Specification		H	B	L	F	刀片 Insert	刀垫 Shim	中心螺丝 Center screw	压板 Clamp	压板螺丝 Clamp screw	扳手 Wrench
MSBNR/L	**2020K12**	22	22	125	17	SN..1204..	MS1204	CTM617	HL1814	ML0625	L025,L03
	2525M12	25	25	150	22	SN..1204..	MS1204	CTM617	HL1814	ML0625	L025,L03
	3232P12	32	32	170	27	SN..1204..	MS1204	CTM617	HL1814	ML0625	L025,L03
	2525M15	25	25	150	22	SN..1506..	MS1504	CTM822	HL2217	ML0830	L03,L04
	3232P15	32	32	170	27	SN..1506..	MS1504	CTM822	HL2217	ML0830	L03,L04
	3232P19	32	32	170	27	SN..1906..	MS1904	CTM1022	HL2217	ML0830	L04
	4040R19	40	40	200	35	SN..1906..	MS1904	CTM1022	HL2217	ML0830	L04

适用 Suitable:德克刀片 DEREK Insert

MSDNN



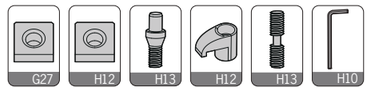

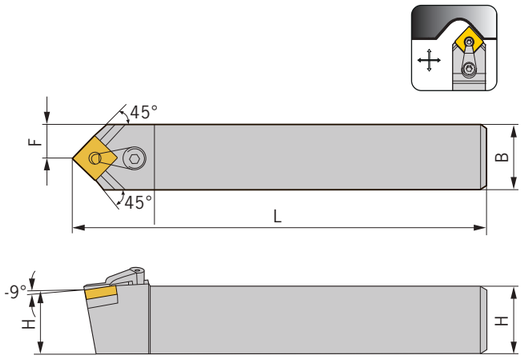

型号 Specification		H	B	L	F	刀片 Insert	刀垫 Shim	中心螺丝 Center screw	压板 Clamp	压板螺丝 Clamp screw	扳手 Wrench
MSDNN	**1616H12**	16	16	100	8	SN..1204..	MS1204	CTM617	HL1814	ML0625	L025,L03
	2020K12	20	20	125	10	SN..1204..	MS1204	CTM617	HL1814	ML0625	L025,L03
	2525M12	25	25	150	12.5	SN..1204..	MS1204	CTM617	HL1814	ML0625	L025,L03
	3232P12	32	32	170	16	SN..1204..	MS1204	CTM822	HL2217	ML0625	L025,L03
	2525M15	25	25	150	12.5	SN..1506..	MS1504	CTM822	HL2217	ML0830	L03,L04
	3232P15	32	32	170	16	SN..1506..	MS1504	CTM1022	HL2217	ML0830	L03,L04
	3232P19	32	32	170	16	SN..1906..	MS1904	CTM1022	HL2217	ML0830	L04

适用 Suitable:德克刀片 DEREK Insert

Type M

MSKNR/L



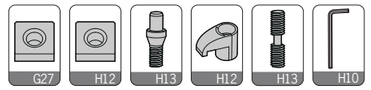

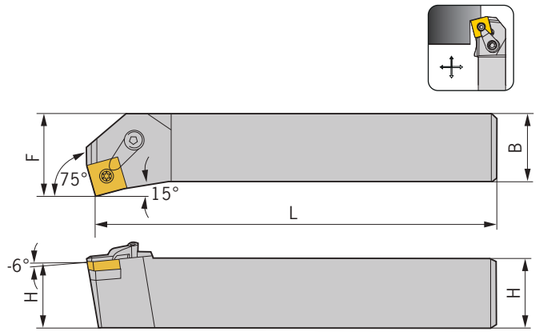

型号 Specification		H	B	L	F	刀片 Insert	刀垫 Shim	中心螺丝 Center screw	压板 Clamp	压板螺丝 Clamp screw	扳手 Wrench
MSKNR/L	**2020K12**	20	20	125	25	SN..1204..	MS1204	CTM617	HL1814	ML0625	L025,L03
	2525M12	25	25	150	32	SN..1204..	MS1204	CTM617	HL1814	ML0625	L025,L03
	3232P12	32	32	170	40	SN..1204..	MS1204	CTM617	HL1814	ML0625	L025,L03
	2525M15	25	25	150	32	SN..1506..	MS1504	CTM822	HL2217	ML0830	L03,L04
	3232P19	32	32	170	40	SN..1906..	MS1904	CTM1022	HL2217	ML0830	L04

适用 Suitable:德克刀片 DEREK Insert

MSSNR/L



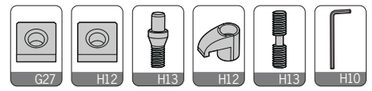

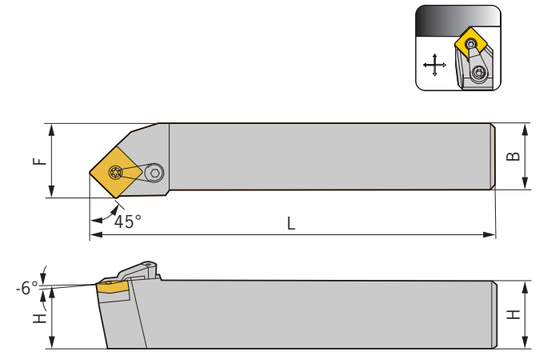

型号 Specification		H	B	L	F	刀片 Insert	刀垫 Shim	中心螺丝 Center screw	压板 Clamp	压板螺丝 Clamp screw	扳手 Wrench
MSSNR/L	**1616H12**	16	16	100	20	SN..1204..	MS1204	CTM617	HL1814	ML0625	L025,L03
	2020K12	20	20	125	25	SN..1204..	MS1204	CTM617	HL1814	ML0625	L025,L03
	2525M12	25	25	150	32	SN..1204..	MS1204	CTM617	HL1814	ML0625	L025,L03
	3232P12	32	32	170	40	SN..1204..	MS1204	CTM617	HL1814	ML0625	L025,L03
	2525M15	25	25	150	32	SN..1506..	MS1504	CTM822	HL2217	ML0830	L03,L04
	3232P19	32	32	170	40	SN..1906..	MS1904	CTM1022	HL2217	ML0830	L04

适用 Suitable:德克刀片 DEREK Insert

Type M

MTENN



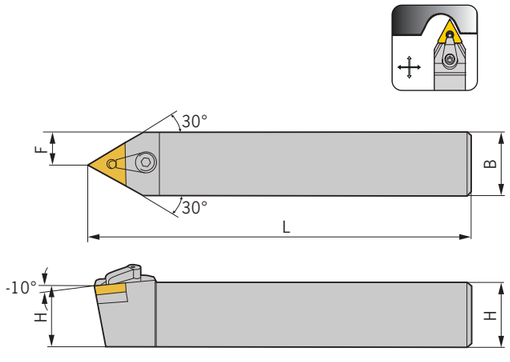

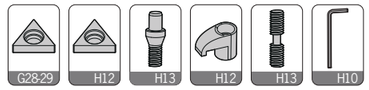

型号 Specification		H	B	L	F	刀片 Insert	刀垫 Shim	中心螺丝 Center screw	压板 Clamp	压板螺丝 Clamp screw	扳手 Wrench
MTENN	**2020K16**	20	20	125	10	TN..1604..	MT1603	CTM513	HL1814	ML0625	L02,L03
	2525M16	25	25	150	12.5	TN..1604..	MT1603	CTM513	HL1814	ML0625	L02,L03
	3232P16	32	32	170	16	TN..1604..	MT1603	CTM513	HL1814	ML0625	L02,L03
	2525M22	25	25	150	12.5	TN..2204..	MT2204	CTM617	HL1917	ML0830	L025,L04
	3232P22	32	32	170	16	TN..2204..	MT2204	CTM617	HL1917	ML0830	L025,L04

适用 Suitable:德克刀片 DEREK Insert

MTJNR/L



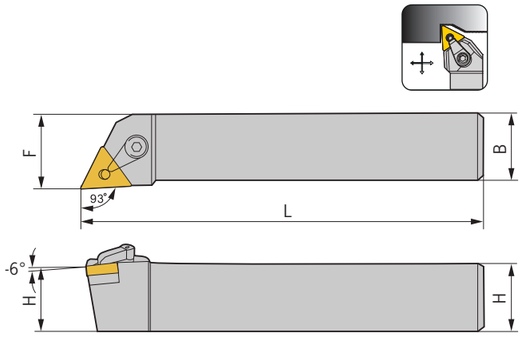

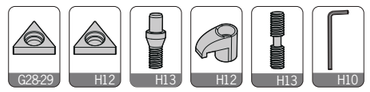

型号 Specification		H	B	L	F	刀片 Insert	刀垫 Shim	中心螺丝 Center screw	压板 Clamp	压板螺丝 Clamp screw	扳手 Wrench
MTJNR/L	**1616K16**	16	16	100	20	TN..1604..	MT1603	CTM513	HL1814	ML0625	L02,L03
	2020K16	20	20	125	25	TN..1604..	MT1603	CTM513	HL1814	ML0625	L02,L03
	2525M16	25	25	150	32	TN..1604..	MT1603	CTM513	HL1814	ML0625	L02,L03
	3232P16	32	32	170	40	TN..1604..	MT1603	CTM513	HL1814	ML0625	L02,L03
	2525M22	25	25	150	32	TN..2204..	MT2204	CTM617	HL1917	ML0830	L025,L04
	3232P22	32	32	170	40	TN..2204..	MT2204	CTM617	HL1917	ML0830	L025,L04

适用 Suitable:德克刀片 DEREK Insert

Type M

MTFNR/L



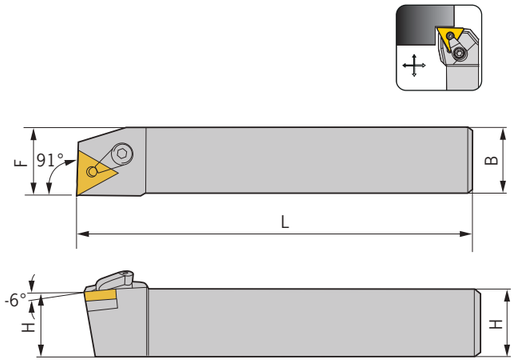

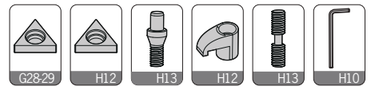

型号 Specification		H	B	L	F	刀片 Insert	刀垫 Shim	中心螺丝 Center screw	压板 Clamp	压板螺丝 Clamp screw	扳手 Wrench
MTFNR/L	**1616H16**	16	16	100	20	TN..1604..	MT1603	CTM513	HL1814	ML0625	L02,L03
	2020K16	20	20	125	25	TN..1604..	MT1603	CTM513	HL1814	ML0625	L02,L03
	2525M16	25	25	150	32	TN..1604..	MT1603	CTM513	HL1814	ML0625	L02,L03

适用 Suitable:德克刀片 DEREK Insert

MTGNR/L



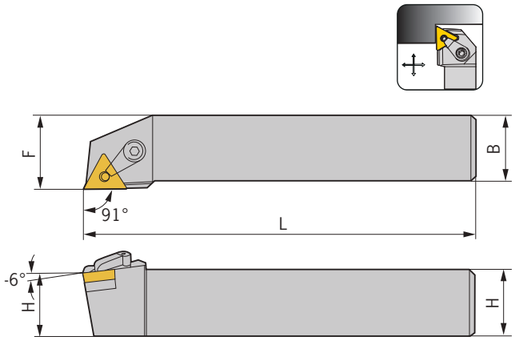

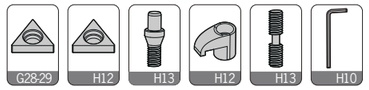

型号 Specification		H	B	L	F	刀片 Insert	刀垫 Shim	中心螺丝 Center screw	压板 Clamp	压板螺丝 Clamp screw	扳手 Wrench
MTGNR/L	**1616H16**	16	16	100	20	TN..1604..	MT1603	CTM513	HL1814	ML0625	L02,L03
	2020K16	20	20	125	25	TN..1604..	MT1603	CTM513	HL1814	ML0625	L02,L03
	2525M16	25	25	150	32	TN..1604..	MT1603	CTM513	HL1814	ML0625	L02,L03

适用 Suitable:德克刀片 DEREK Insert

Type M

MTQNR/L



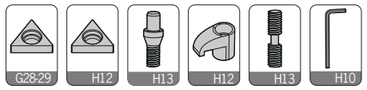

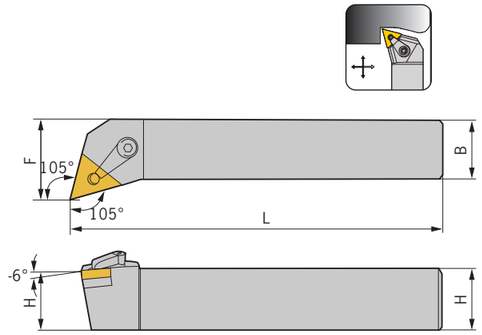

型号 Specification		H	B	L	F	刀片 Insert	刀垫 Shim	中心螺丝 Center screw	压板 Clamp	压板螺丝 Clamp screw	扳手 Wrench
MTQNR/L	**2020K16**	20	20	125	25	TN..1604..	MT1603	CTM513	HL1814	ML0625	L02,L03
	2525M16	25	25	150	32	TN..1604..	MT1603	CTM513	HL1814	ML0625	L02,L03
	3232P16	32	32	170	40	TN..1604..	MT1603	CTM513	HL1814	ML0625	L02,L03
	2525M22	25	25	150	32	TN..2204..	MT2204	CMT617	HL1917	ML0830	L025,L04
	3232P22	32	32	170	40	TN..2204..	MT2204	CMT617	HL1917	ML0830	L025,L04

适用 Suitable:德克刀片 DEREK Insert

MVJNR/L



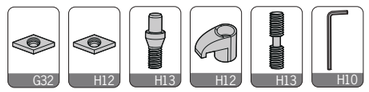

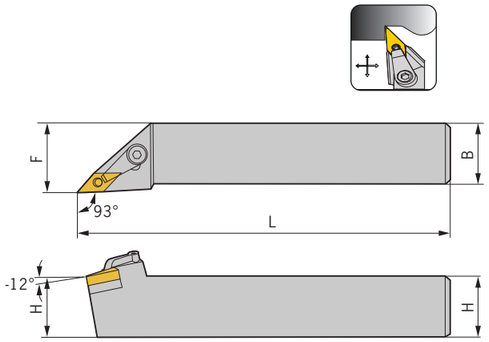

型号 Specification		H	B	L	F	刀片 Insert	刀垫 Shim	中心螺丝 Center screw	压板 Clamp	压板螺丝 Clamp screw	扳手 Wrench
MVJNR/L	**1616K16**	16	16	100	20	VN..1604..	MV1603	CTM513	HL2414	ML0625	L02,L04
	2020K16	20	20	125	25	VN..1604..	MV1603	CTM513	HL2414	ML0625	L02,L04
	2525M16	25	25	150	32	VN..1604..	MV1603	CTM513	HL2414	ML0625	L02,L04
	3232P16	32	32	170	40	VN..1604..	MV1603	CTM513	HL2414	ML0625	L02,L04

适用 Suitable:德克刀片 DEREK Insert

Type M

MVQNR/L



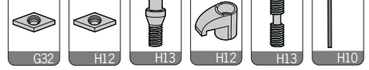

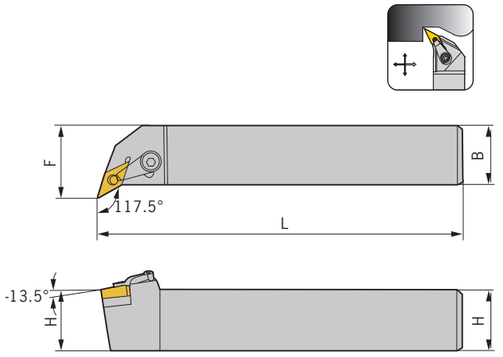

型号 Specification		H	B	L	F	刀片 Insert	刀垫 Shim	中心螺丝 Center screw	压板 Clamp	压板螺丝 Clamp screw	扳手 Wrench
MVQNR/L	**2020K16**	20	20	125	25	VN..1604..	MV1603	CTM513	HL2114	ML0625	L02,L03
	2525M16	25	25	150	32	VN..1604..	MV1603	CTM513	HL2114	ML0625	L02,L03

适用 Suitable:德克刀片 DEREK Insert

MVUNR/L



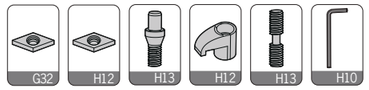

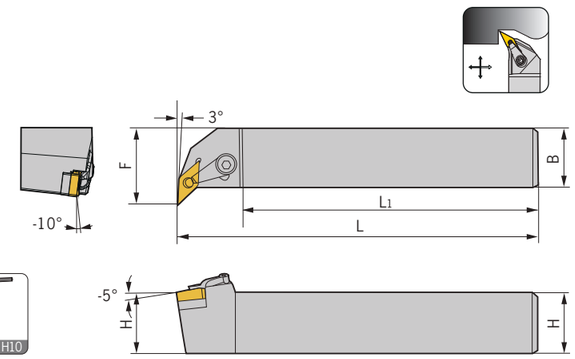

型号 Specification		H	B	L	L1	F	刀片 Insert	刀垫 Shim	中心螺丝 Center screw	压板 Clamp	压板螺丝 Clamp screw	扳手 Wrench
MVUNR/L	**2020K16**	20	20	125	100	31	VN..1604..	MV1603	CTM513	HL1814	ML0625	L02,L03
	2525M16	25	25	150	120	36	VN..1604..	MV1603	CTM513	HL1814	ML0625	L02,L03

适用 Suitable:德克刀片 DEREK Insert

Type M

MVVNN



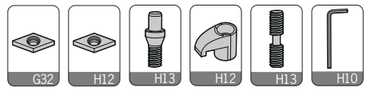

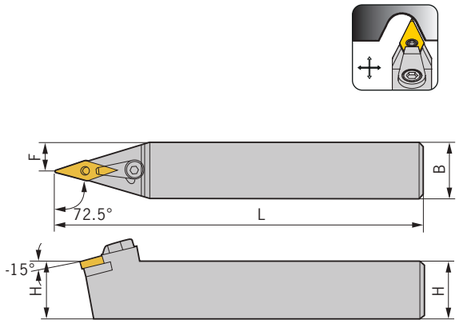

型号 Specification		H	B	L	F	刀片 Insert	刀垫 Shim	中心螺丝 Center screw	压板 Clamp	压板螺丝 Clamp screw	扳手 Wrench
MVVNN	**2020K16**	20	20	125	10	VN..1604..	MV1603	CTM513	HL2414	ML0625	L02,L04
	2525M16	25	25	150	12.5	VN..1604..	MV1603	CTM513	HL2414	ML0625	L02,L04
	3232P16	32	32	170	16	VN..1604..	MV1603	CTM513	HL2414	ML0625	L02,L04

适用 Suitable:德克刀片 DEREK Insert

MWLNR/L



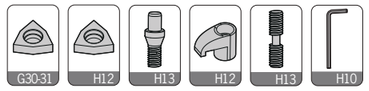

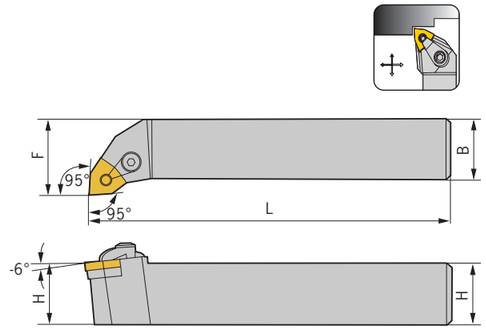

型号 Specification		H	B	L	F	刀片 Insert	刀垫 Shim	中心螺丝 Center screw	压板 Clamp	压板螺丝 Clamp screw	扳手 Wrench
MWLNR/L	**1616H06**	16	16	100	20	WN..0604..	MW0603	CTM513	HL1814	ML0625	L02,L03
	2020K06	20	20	125	25	WN..0604..	MW0603	CTM513	HL1814	ML0625	L02,L03
	2525M06	25	25	150	32	WN..0604..	MW0603	CTM513	HL1814	ML0625	L02,L03
	1616H08	16	16	100	20	WN..0804..	MW0804	CTM617	HL1814	ML0625	L025,L03
	2020K08	20	20	125	25	WN..0804..	MW0804	CTM617	HL1814	ML0625	L025,L03
	2525M08	25	25	150	32	WN..0804..	MW0804	CTM617	HL1814	ML0625	L025,L03
	3232P08	32	32	170	40	WN..0804..	MW0804	CTM617	HL1814	ML0625	L025,L03
	4040R08	40	40	200	50	WN..0804..	MW0804	CTM617	HL1814	ML0625	L025,L03

适用 Suitable:德克刀片 DEREK Insert

Type W

WTJNR/L





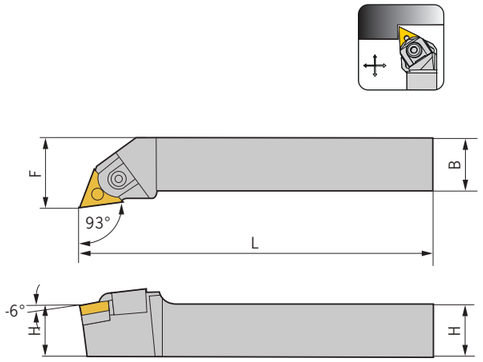

型号 Specification		H	B	L	F	刀片 Insert	刀垫 Shim	中心螺丝 Center screw	压板 Clamp	压板螺丝 Clamp screw	C型环 C Ring	扳手 Wrench
WTJNR/L	**1616K16**	16	16	100	20	TN..1604..	MT16-S	CTM5-S	WT16	WTCW	KH540	L025,L04
	2020K16	20	20	125	25	TN..1604..	MT16-S	CTM5-S	WT16	WTCW	KH540	L025,L04
	2525M16	25	25	150	32	TN..1604..	MT16-S	CTM5-S	WT16	WTCW	KH540	L025,L04
	3232P16	32	32	170	40	TN..1604..	MT16-S	CTM5-S	WT16	WTCW	KH540	L025,L04

适用 Suitable:德克刀片 DEREK Insert

WTQNR/L





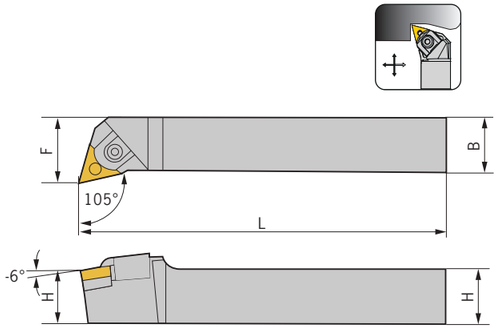

型号 Specification		H	B	L	F	刀片 Insert	刀垫 Shim	中心螺丝 Center screw	压板 Clamp	压板螺丝 Clamp screw	C型环 C Ring	扳手 Wrench
WTQNR/L	**2020K16**	20	20	125	25	TN..1604..	MT16-S	CTM5-S	WT16	WTCW	KH540	L025,L04
	2525M16	25	25	150	32	TN..1604..	MT16-S	CTM5-S	WT16	WTCW	KH540	L025,L04

适用 Suitable:德克刀片 DEREK Insert

Type W

WTENN







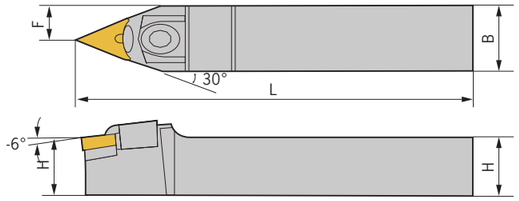

型号 Specification		H	B	L	F	刀片 Insert	刀垫 Shim	中心螺丝 Center screw	压板 Clamp	压板螺丝 Clamp screw	C型环 C Ring	扳手 Wrench
WTENN	**2020K16**	20	20	125	10	TN..1604..	MT16-S	CTM5-S	WT16	WTCW	KH540	L025,L04
	2525M16	25	25	150	12.5	TN..1604..	MT16-S	CTM5-S	WT16	WTCW	KH540	L025,L04

适用 Suitable:德克刀片 DEREK Insert

WWLNR/L







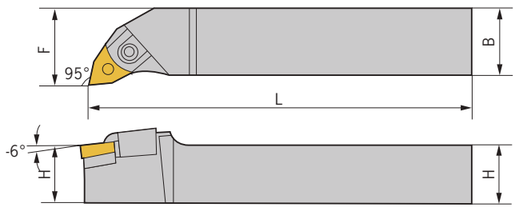

型号 Specification		H	B	L	F	刀片 Insert	刀垫 Shim	中心螺丝 Center screw	压板 Clamp	压板螺丝 Clamp screw	C型环 C Ring	扳手 Wrench
WWLNR/L	**2020K08**	20	20	125	25	WN..0804..	WW08	CTM6-S	YW08	WTCW	KH540	L03,L04
	2525M08	25	25	150	32	WN..0804..	WW08	CTM6-S	YW08	WTCW	KH540	L03,L04
	3232P08	32	32	170	40	WN..0804..	WW08	CTM6-S	YW08	WTCW	KH540	L03,L04

适用 Suitable:德克刀片 DEREK Insert

Type S

SCACR/L





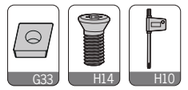

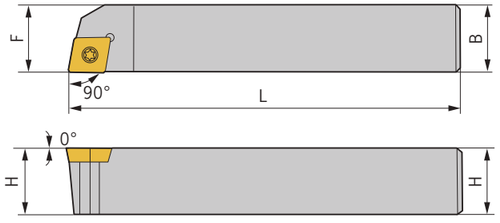

型号 Specification		H	B	L	F	刀片 Insert	螺丝 Screw	扳手 Wrench
SCACR/L	**1010H06**	10	10	70	10	CC..0602..	M2.5*6	Q08
	1212H06	12	12	80	12	CC..0602..	M2.5*6	Q08
	1212H09	12	12	80	12	CC..09T3..	M3.5*9	Q15

适用 Suitable:德克刀片 DEREK Insert

SCBCR/L





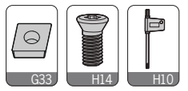

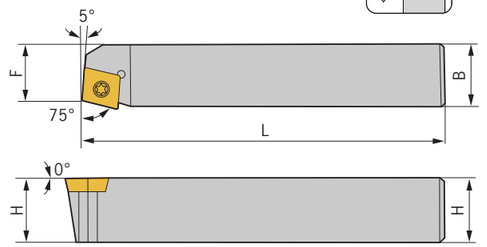

型号 Specification		H	B	L	F	刀片 Insert	螺丝 Screw	扳手 Wrench
SCBCR/L	**1212F09**	12	12	100	10	CC..09T3..	M3.5*9	Q15
	1616F09	16	16	100	13	CC..09T3..	M3.5*9	Q15
	2020K09	20	20	125	17	CC..09T3..	M3.5*9	Q15
	2525M09	25	25	150	22	CC..09T3..	M3.5*9	Q15
	2020K12	20	20	125	17	CC..1204..	M5*12	Q20
	2525M12	25	25	150	22	CC..1204..	M5*12	Q20

适用 Suitable:德克刀片 DEREK Insert

Type S

SCFCR/L

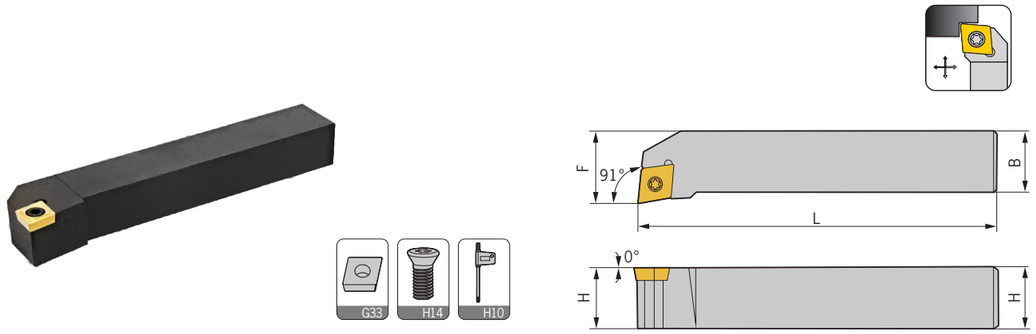

型号 Specification		H	B	L	F	刀片 Insert	螺丝 Screw	扳手 Wrench
SCFCR/L	1212F09	12	12	80	16	CC..09T3..	M3.5*9	Q15
	1616H09	16	16	100	20	CC..09T3..	M3.5*9	Q15
	2020K09	20	20	125	25	CC..09T3..	M3.5*9	Q15
	2525M09	25	25	150	32	CC..09T3..	M3.5*9	Q15
	2525M12	25	25	150	32	CC..1204..	M5*12	Q20

适用 Suitable:德克刀片 DEREK Insert

SCKCR/L

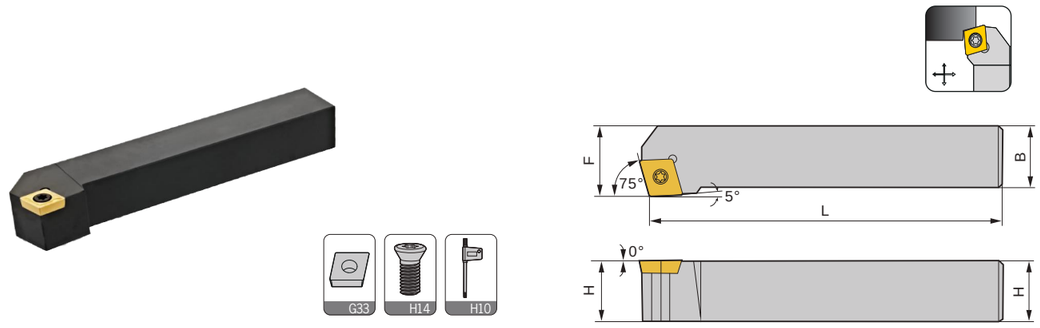

型号 Specification		H	B	L	F	刀片 Insert	螺丝 Screw	扳手 Wrench
SCKCR/L	2020K09	20	20	125	25	CC..09T3..	M3.5*9	Q15
	2525M09	25	25	150	32	CC..09T3..	M3.5*9	Q15
	2020K12	20	20	125	25	CC..1204..	M5*12	Q20
	2525M12	25	25	150	32	CC..1204..	M5*12	Q20

适用 Suitable:德克刀片 DEREK Insert

Type S

SCLCR/L

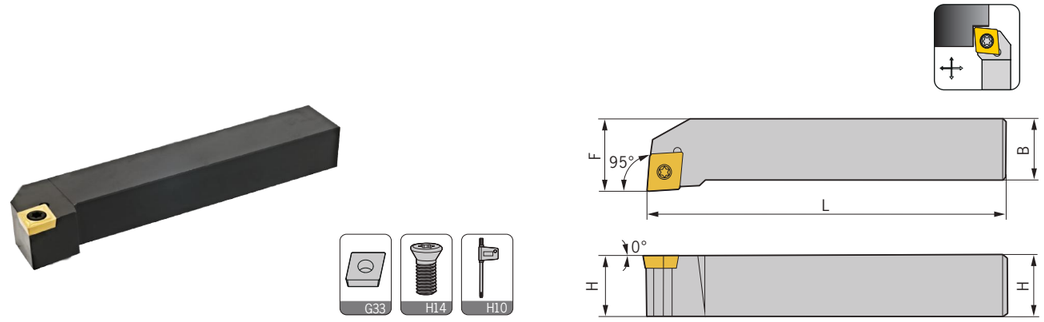

型号 Specification		H	B	L	F	刀片 Insert	螺丝 Screw	扳手 Wrench
SCLCR/L	1212H09	12	12	80	16	CC..09T3..	M3.5*9	Q15
	1616H09	16	16	100	20	CC..09T3..	M3.5*9	Q15
	2020K09	20	20	125	25	CC..09T3..	M3.5*9	Q15
	2525M09	25	25	150	32	CC..09T3..	M3.5*9	Q15
	1616H12	16	16	100	20	CC..1204..	M5*12	Q20
	2020K12	20	20	125	25	CC..1204..	M5*12	Q20
	2525M12	25	25	150	32	CC..1204..	M5*12	Q20
	3232P12	32	32	170	40	CC..1204..	M5*12	Q20

适用 Suitable:德克刀片 DEREK Insert

SCMCN

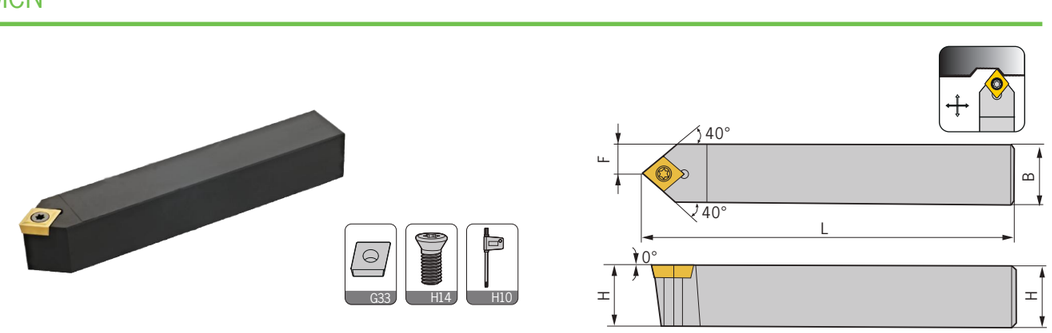

型号 Specification		H	B	L	F	刀片 Insert	螺丝 Screw	扳手 Wrench
SCMCN	1010F06	10	10	70	5	CC..0602..	M2.5*6	Q08
	1212F06	12	12	80	6	CC..0602..	M2.5*6	Q08
	1212F09	12	12	80	6	CC..09T3..	M3.5*9	Q15
	1616H09	16	16	100	8	CC..09T3..	M3.5*9	Q15
	2020K09	20	20	125	10	CC..09T3..	M3.5*9	Q15
	2525M09	25	25	150	12.5	CC..09T3..	M3.5*9	Q15

适用 Suitable:德克刀片 DEREK Insert

Type S

SCMCN-100



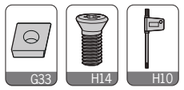

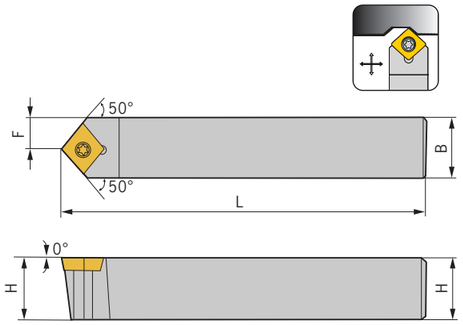

型号 Specification		H	B	L	F	刀片 Insert	螺丝 Screw	扳手 Wrench
SCMCN	**1010F06-100**	10	10	70	5	CC..0602..	M2.5*6	Q08
	1212F06-100	12	12	80	6	CC..0602..	M2.5*6	Q08
	1212F09-100	12	12	80	6	CC..09T3..	M3.5*9	Q15
	1616H09-100	16	16	100	8	CC..09T3..	M3.5*9	Q15
	2020K09-100	20	20	125	10	CC..09T3..	M3.5*9	Q15
	2525M09-100	25	25	150	12.5	CC..09T3..	M3.5*9	Q15

适用 Suitable:德克刀片 DEREK Insert

SDACR/L



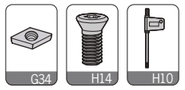

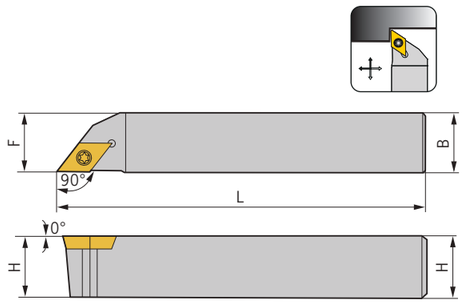

型号 Specification		H	B	L	F	刀片 Insert	螺丝 Screw	扳手 Wrench
SDACR/L	**1010F07**	10	10	70	10	DC..0702..	M2.5*8	Q08
	1212F07	12	12	80	12	DC..0702..	M2.5*8	Q08
	1212H11	12	12	80	12	DC..11T3..	M3.5*9	Q15
	1616H11	16	16	100	16	DC..11T3..	M3.5*9	Q15
	2020K11	20	20	125	20	DC..11T3..	M3.5*9	Q15
	2525M11	25	25	150	25	DC..11T3..	M3.5*9	Q15

适用 Suitable:德克刀片 DEREK Insert

Type S

SDFCR/L



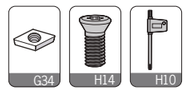

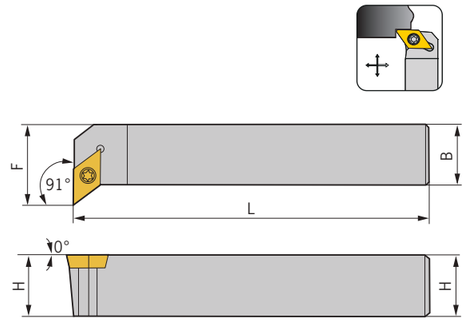

型号 Specification		H	B	L	F	刀片 Insert	螺丝 Screw	扳手 Wrench
SDFCR/L	**1212F07**	12	12	80	16	DC..0702..	M2.5*8	Q08
	1616H11	16	16	100	20	DC..11T3..	M3.5*9	Q15
	2020K11	20	20	125	25	DC..11T3..	M3.5*9	Q15

适用 Suitable:德克刀片 DEREK Insert

SDJCR/L



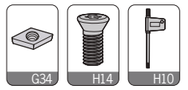

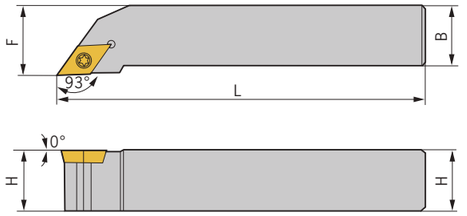

型号 Specification		H	B	L	F	刀片 Insert	螺丝 Screw	扳手 Wrench
SDJCR/L	**1212F07**	12	12	80	16	DC..0702..	M2.5*8	Q08
	1616H07	16	16	100	20	DC..0702..	M2.5*8	Q08
	1212F11	12	12	80	16	DC..11T3..	M3.5*9	Q15
	1616H11	16	16	100	20	DC..11T3..	M3.5*9	Q15
	2020K11	20	20	125	25	DC..11T3..	M3.5*9	Q15
	2525M11	25	25	150	32	DC..11T3..	M3.5*9	Q15
	3232P11	32	32	170	40	DC..11T3..	M3.5*9	Q15

适用 Suitable:德克刀片 DEREK Insert

Type S

SDNCN



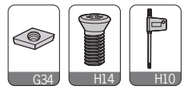

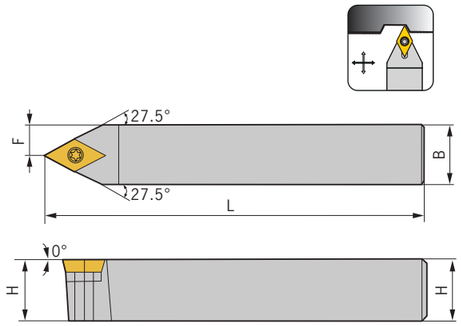

型号 Specification		H	B	L	F	刀片 Insert	螺丝 Screw	扳手 Wrench
SDNCN	**0808F07**	8	8	60	4	DC..0702..	M2.5*8	Q08
	1010F07	10	10	70	5	DC..0702..	M2.5*8	Q08
	1212F07	12	12	80	6	DC..0702..	M2.5*8	Q08
	1212F11	12	12	80	6	DC..11T3..	M3.5*9	Q15
	1616H11	16	16	100	8	DC..11T3..	M3.5*9	Q15
	2020K11	20	20	125	10	DC..11T3..	M3.5*9	Q15
	2525M11	25	25	150	12.5	DC..11T3..	M3.5*9	Q15

适用 Suitable:德克刀片 DEREK Insert

SDQCR/L



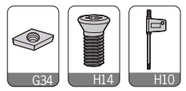

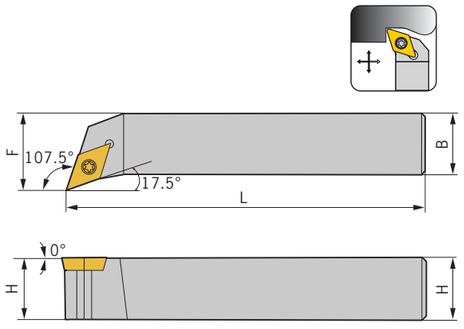

型号 Specification		H	B	L	F	刀片 Insert	螺丝 Screw	扳手 Wrench
SDQCR/L	**1212F07**	12	12	80	16	DC..0702..	M2.5*8	Q08
	1212F11	12	12	80	16	DC..11T3..	M3.5*9	Q15
	1616H11	16	16	100	20	DC..11T3..	M3.5*9	Q15
	2020K11	20	20	125	25	DC..11T3..	M3.5*9	Q15
	2525M11	25	25	150	32	DC..11T3..	M3.5*9	Q15

适用 Suitable:德克刀片 DEREK Insert

Type S

SRACR/L



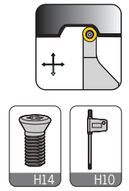

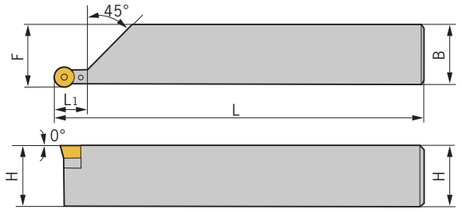

型号 Specification		H	B	L	L_1	F	刀片 Insert	螺丝 Screw	扳手 Wrench
SRACR/L	**1212F06**	12	12	80	12	12.4	RC..0602..	M2.5*8	Q08
	1616H06	16	16	100	12	16.4	RC..0602..	M2.5*8	Q08
	2020K06	20	20	125	12	20.4	RC..0602..	M2.5*8	Q08
	2525M06	25	25	150	12	25.4	RC..0602..	M2.5*8	Q08
	1616H08	16	16	100	16	16.5	RC..0803..	M3*8	Q08
	2020K08	20	20	125	16	20.5	RC..0803..	M3*8	Q08
	2525M08	25	25	150	16	25.5	RC..0803..	M3*8	Q08
	2020K10	20	20	125	20.3	20.4	RC..1003..	M3.5*9	Q15
	2525M10	25	25	150	20.3	25.4	RC..1003..	M3.5*9	Q15

适用 Suitable:德克刀片 DEREK Insert

SRDCN



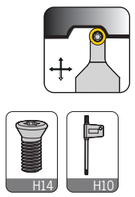

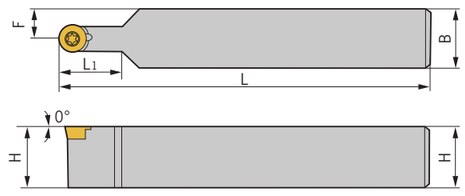

型号 Specification		H	B	L	L_1	F	刀片 Insert	螺丝 Screw	扳手 Wrench
SRDCN	**2020K06**	20	20	125	12	10	RC..0602..	M2.5*8	Q08
	2525M06	25	25	150	12	12.5	RC..0602..	M2.5*8	Q08
	1616H08	16	16	100	16	8	RC..0803..	M3*8	Q08
	2020K08	20	20	125	16	10	RC..0803..	M3*8	Q08
	2525M08	25	25	150	16	12.5	RC..0803..	M3*8	Q08
	1616H10	16	16	100	20.3	8	RC..1003..	M3.5*9	Q15
	2020K10	20	20	125	20.3	10	RC..1003..	M3.5*9	Q15
	2525M10	25	25	150	20.3	12.5	RC..1003..	M3.5*9	Q15

适用 Suitable:德克刀片 DEREK Insert

Type S

STECR/L

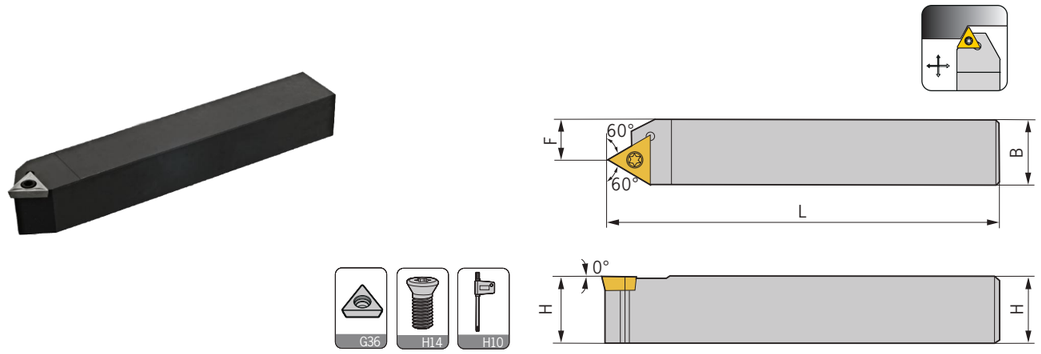

型号 Specification		H	B	L	F	刀片 Insert	螺丝 Screw	扳手 Wrench
STECR/L	**2020K11**	20	20	125	14.5	TC..1102..	M2.5*7	Q08
	2525M11	25	25	150	19.5	TC..1102..	M2.5*7	Q08
	2020K16	20	20	125	12	TC..16T3..	M3.5*9	Q15
	2525M16	25	25	150	17	TC..16T3..	M3.5*9	Q15

适用 Suitable:德克刀片 DEREK Insert

STFCR/L

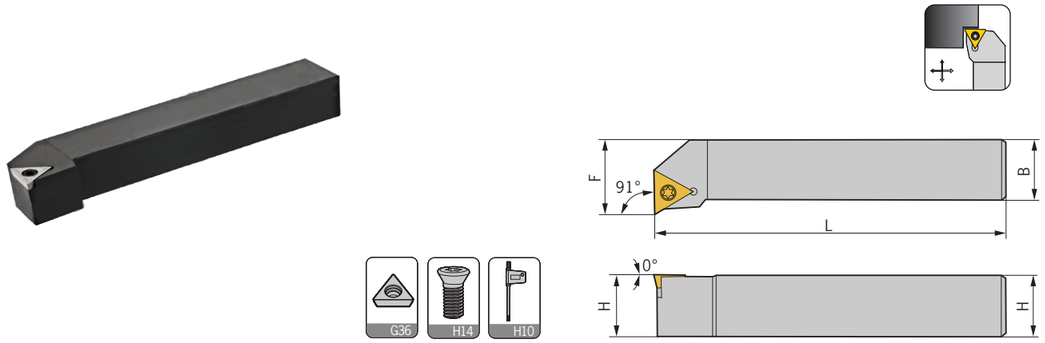

型号 Specification		H	B	L	F	刀片 Insert	螺丝 Screw	扳手 Wrench
STFCR/L	**1212F09**	12	12	80	16	TC..0902..	M2.2*6	Q06
	1212F11	12	12	80	16	TC..1102..	M2.5*8	Q08
	1616H11	16	16	100	20	TC..1102..	M2.5*8	Q08
	1616H16	16	16	100	20	TC..16T3..	M3.5*9	Q15
	2020K16	20	20	125	25	TC..16T3..	M3.5*9	Q15
	2525M16	25	25	150	32	TC..16T3..	M3.5*9	Q15

适用 Suitable:德克刀片 DEREK Insert

Type S

STGCR/L

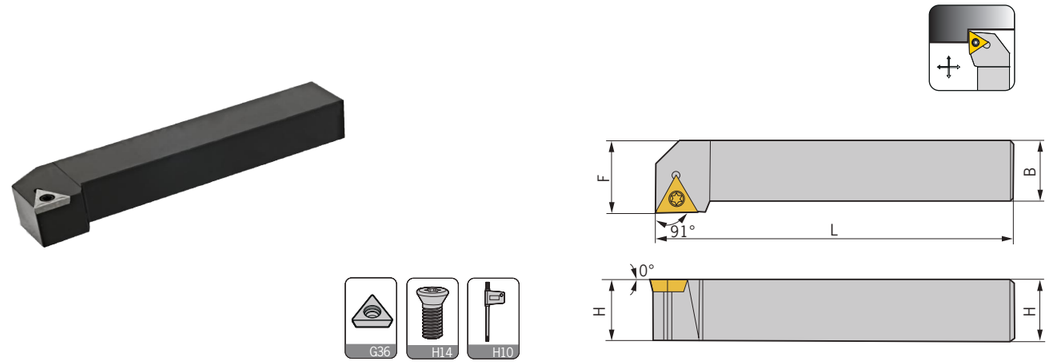

型号 Specification		H	B	L	F	刀片 Insert	螺丝 Screw	扳手 Wrench
STGCR/L	**1010F09**	10	10	80	12	TC..0902..	M2.2*6	Q06
	1616H11	16	16	100	20	TC..1102..	M2.5*8	Q08
	2020K16	20	20	125	25	TC..16T3..	M3.5*9	Q15
	2525M16	25	25	150	32	TC..16T3..	M3.5*9	Q15

适用 Suitable:德克刀片 DEREK Insert

STWCR/L

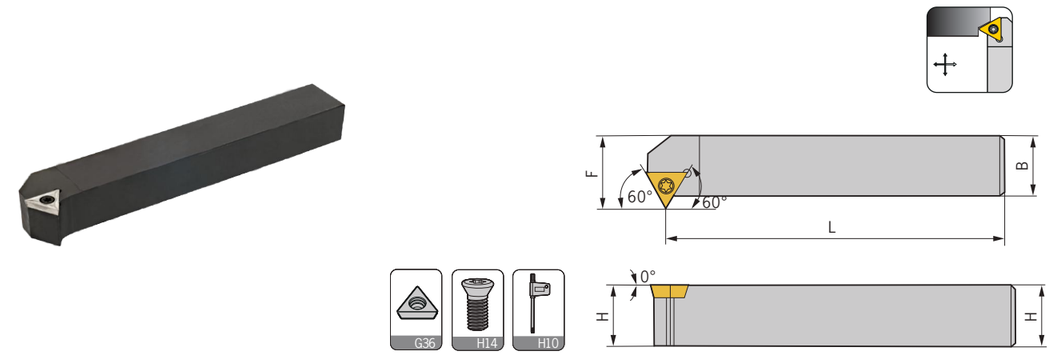

型号 Specification		H	B	L	F	刀片 Insert	螺丝 Screw	扳手 Wrench
STWCR/L	**1212F11**	12	12	80	15.3	TC..1102..	M2.5*8	Q08
	1616H11	16	16	100	19.3	TC..1102..	M2.5*8	Q08
	2020K11	20	20	125	23.3	TC..1102..	M2.5*8	Q08
	1616H16	16	16	100	21	TC..16T3..	M3.5*9	Q15
	2020K16	20	20	125	26	TC..16T3..	M3.5*9	Q15
	2525M16	25	25	150	31	TC..16T3..	M3.5*9	Q15

适用 Suitable:德克刀片 DEREK Insert

Type S

SSBCR/L



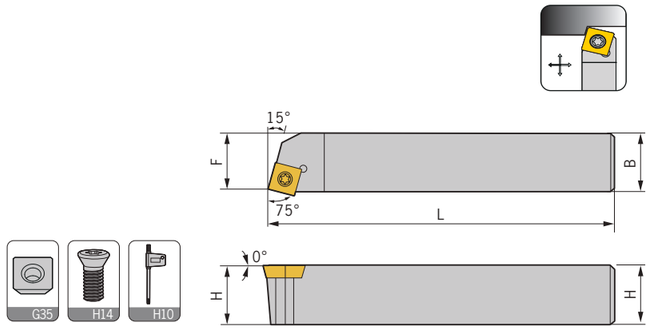

型号 Specification		H	B	L	F	刀片 Insert	螺丝 Screw	扳手 Wrench
SSBCR/L	**1212F09**	12	12	80	9.5	SC..09T3..	M3.5*9	Q15
	1616H09	16	16	100	13	SC..09T3..	M3.5*9	Q15
	2020K09	20	20	125	17	SC..09T3..	M3.5*9	Q15

适用 Suitable:德克刀片 DEREK Insert

SSDCN



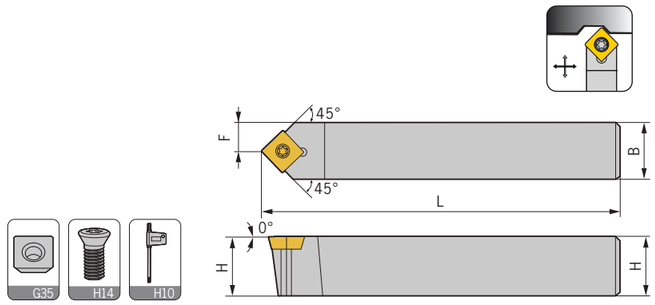

型号 Specification		H	B	L	F	刀片 Insert	螺丝 Screw	扳手 Wrench
SSDCN	**1212F09**	12	12	80	6	SC..09T3..	M3.5*9	Q15
	1616H09	16	16	100	8	SC..09T3..	M3.5*9	Q15
	2020K09	20	20	125	10	SC..09T3..	M3.5*9	Q15
	2525M09	25	25	150	12.5	SC..09T3..	M3.5*9	Q15
	1616H12	16	16	100	8	SC..1204..	M5*12	Q20
	2020K12	20	20	125	10	SC..1204..	M5*12	Q20
	2525M12	25	25	150	12.5	SC..1204..	M5*12	Q20

适用 Suitable:德克刀片 DEREK Insert

Type S

SSKCR/L



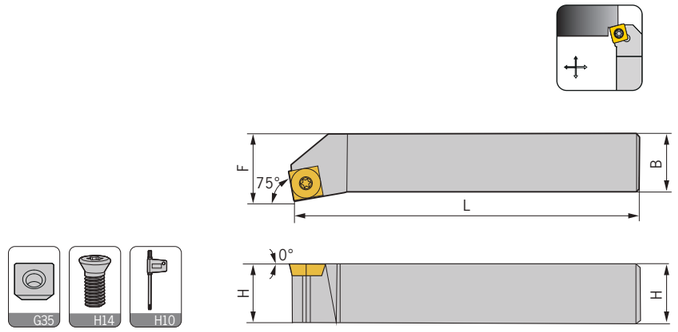

型号 Specification		H	B	L	F	刀片 Insert	螺丝 Screw	扳手 Wrench
SSKCR/L	**1212F09**	12	12	80	16	SC..09T3..	M3.5*9	Q15
	1616H09	16	16	100	20	SC..09T3..	M3.5*9	Q15
	2020K09	20	20	125	25	SC..09T3..	M3.5*9	Q15
	2525M12	25	25	150	32	SC..1204..	M5*12	Q20

适用 Suitable:德克刀片 DEREK Insert

SSSCR/L



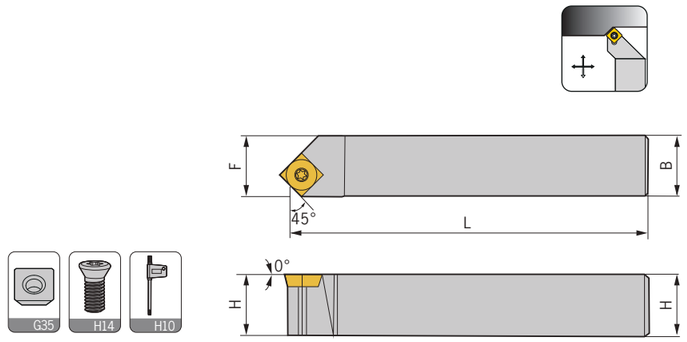

型号 Specification		H	B	L	F	刀片 Insert	螺丝 Screw	扳手 Wrench
SSSCR/L	**1616H09**	16	16	100	20	SC..09T3..	M3.5*9	Q15
	2020K09	20	20	125	25	SC..09T3..	M3.5*9	Q15
	2525M09	25	25	150	32	SC..09T3..	M3.5*9	Q15
	2525M12	25	25	150	32	SC..1204..	M5*12	Q20

适用 Suitable:德克刀片 DEREK Insert

Type S

SVJ*R/L



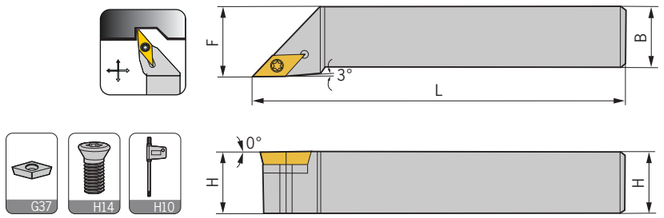

型号 Specification		H	B	L	F	刀片 Insert	螺丝 Screw	扳手 Wrench
SVJBR/L	1212F11	12	12	80	16	VB..1103..	M2.5*8	Q08
	1616H11	16	16	100	20	VB..1103..	M2.5*8	Q08
	2020K11	20	20	125	25	VB..1103..	M2.5*8	Q08
	2525M11	25	25	150	32	VB..1103..	M2.5*8	Q08
	1616H16	16	16	100	20	VB..1604..	M3.5*9	Q15
	2020K16	20	20	125	25	VB..1604..	M3.5*9	Q15
	2525M16	25	25	150	32	VB..1604..	M3.5*9	Q15
	3232P16	32	32	170	40	VB..1604..	M3.5*9	Q15
SVJCR/L	1212F11	12	12	80	16	VC..1103..	M2.5*8	Q08
	1616H11	16	16	100	20	VC..1103..	M2.5*8	Q08
	2020K11	20	20	125	25	VC..1103..	M2.5*8	Q08
	2525M11	25	25	150	32	VC..1103..	M2.5*8	Q08
	1616H16	16	16	100	20	VC..1604..	M3.5*9	Q15
	2020K16	20	20	125	25	VC..1604..	M3.5*9	Q15
	2525M16	25	25	150	32	VC..1604..	M3.5*9	Q15
	3232P16	32	32	170	40	VC..1604..	M3.5*9	Q15

适用 Suitable:德克刀片 DEREK Insert

SVQ*R/L



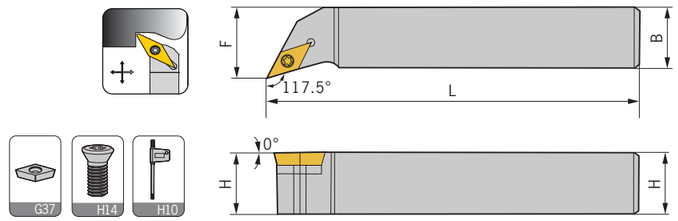

型号 Specification		H	B	L	F	刀片 Insert	螺丝 Screw	扳手 Wrench
SVQBR/L	1616H11	16	16	100	20	VB..1103..	M2.5*8	Q08
	2020K11	20	20	125	25	VB..1103..	M2.5*8	Q08
	1616H16	16	16	100	20	VB..1604..	M3.5*9	Q15
	2020K16	20	20	125	25	VB..1604..	M3.5*9	Q15
	2525M16	25	25	150	32	VB..1604..	M3.5*9	Q15
	3232P16	32	32	170	40	VB..1604..	M3.5*9	Q15
SVQCR/L	1616H11	16	16	100	20	VC..1103..	M2.5*8	Q08
	2020K11	20	20	125	25	VC..1103..	M2.5*8	Q08
	1616H16	16	16	100	20	VC..1604..	M3.5*9	Q15
	2020K16	20	20	125	25	VC..1604..	M3.5*9	Q15
	2525M16	25	25	150	32	VC..1604..	M3.5*9	Q15
	3232P16	32	32	170	40	VC..1604..	M3.5*9	Q15

适用 Suitable:德克刀片 DEREK Insert

Type S

SVU*R/L



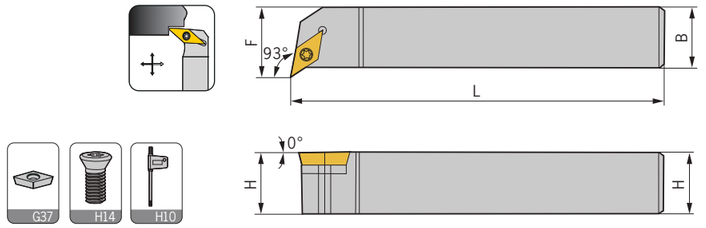

型号 Specification		H	B	L	F	刀片 Insert	螺丝 Screw	扳手 Wrench
SVUBR/L	1616H11	16	16	100	20	VB..1103..	M2.5*8	Q08
	2020K16	20	20	125	30	VB..1604..	M3.5*9	Q15
	2525M16	25	25	150	32	VB..1604..	M3.5*9	Q15
SVUCR/L	1616H11	16	16	100	20	VC..1103..	M2.5*8	Q08
	2020K16	20	20	125	30	VC..1604..	M3.5*9	Q15
	2525M16	25	25	150	32	VC..1604..	M3.5*9	Q15

适用 Suitable:德克刀片 DEREK Insert

SVV*N



型号 Specification		H	B	L	F	刀片 Insert	螺丝 Screw	扳手 Wrench
SVVBN	1212F11	12	12	80	6	VB..1103..	M2.5*8	Q08
	1616H11	16	16	100	8	VB..1103..	M2.5*8	Q08
	2020K11	20	20	125	10	VB..1103..	M2.5*8	Q08
	2525M11	25	25	150	12.5	VB..1103..	M2.5*8	Q08
	1616H16	16	16	100	8	VB..1604..	M3.5*9	Q15
	2020K16	20	20	125	10	VB..1604..	M3.5*9	Q15
	2525M16	25	25	150	12.5	VB..1604..	M3.5*9	Q15
	3232P16	32	32	170	16	VB..1604..	M3.5*9	Q15
SVVCN	1212F11	12	12	80	6	VC..1103..	M2.5*8	Q08
	1616H11	16	16	100	8	VC..1103..	M2.5*8	Q08
	2020K11	20	20	125	10	VC..1103..	M2.5*8	Q08
	2525M11	25	25	150	12.5	VC..1103..	M2.5*8	Q08
	1616H16	16	16	100	8	VC..1604..	M3.5*9	Q15
	2020K16	20	20	125	10	VC..1604..	M3.5*9	Q15
	2525M16	25	25	150	12.5	VC..1604..	M3.5*9	Q15
	3232P16	32	32	170	16	VC..1604..	M3.5*9	Q15

适用 Suitable:德克刀片 DEREK Insert

Type M

MCKNR/L



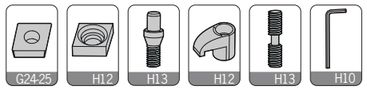

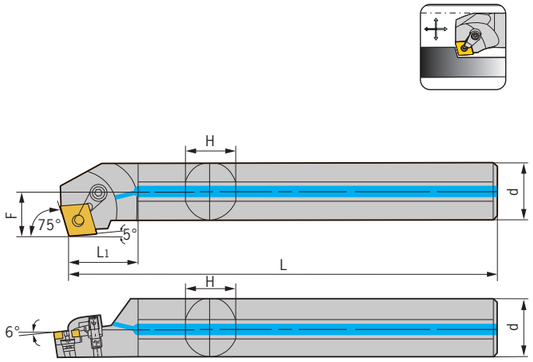

型号 Specification	最小加工径 Min dia	d	F	L	L1	H	a	刀片 Insert	刀垫 Shim	中心螺丝 Center screw	压板 Clamp	压板螺丝 Clamp screw	扳手 Wrench	出水孔 Water hole
S20Q-MCKNR/L12	26	20	14	180	34	18	15°	CN..1204..	-	CTM613	HL1812	ML0622	L025	-
S25R-MCKNR/L12	32	25	16.5	200	43	23	12°	CN..1204..	-	CTM613	HL1814	ML0625	L025,L03	-
S32S-MCKNR/L12	40	32	22.5	250	54	30	17°	CN..1204..	MC1204	CTM617	HL1814	ML0625	L025,L03	-
S40T-MCKNR/L12	50	40	26	300	68	37	15°	CN..1204..	MC1204	CTM617	HL1814	ML0625	L025,L03	-
S50U-MCKNR/L12	60	50	33	350	85	47	12°	CN..1204..	MC1204	CTM617	HL1814	ML0625	L025,L03	-
S60V-MCKNR/L12	70	60	36	400	102	56	10°	CN..1204..	MC1204	CTM617	HL1814	ML0625	L025,L03	-
H20Q-MCKNR/L12	26	20	14	180	34	18	15°	CN..1204..	-	CTM613	HL1812	ML0622	L025	-
H25R-MCKNR/L12	32	25	16.5	200	43	23	12°	CN..1204..	-	CTM613	HL1814	ML0625	L025,L03	-
A20Q-MCKNR/L12	26	20	14	180	34	18	15°	CN..1204..	-	CTM613	HL1812	ML0622	L025	√
A25R-MCKNR/L12	32	25	16.5	200	43	23	12°	CN..1204..	-	CTM613	HL1814	ML0625	L025,L03	√
A32S-MCKNR/L12	40	32	22.5	250	54	30	17°	CN..1204..	MC1204	CTM617	HL1814	ML0625	L025,L03	√
A40T-MCKNR/L12	50	40	26	300	68	37	15°	CN..1204..	MC1204	CTM617	HL1814	ML0625	L025,L03	√
A50U-MCKNR/L19	60	50	32.5	350	85	47	12°	CN..1906..	MC1904	CTM1022	HL2217	ML0830	L04	√

适用 Suitable:德克刀片 DEREK Insert

Type M

MCLNR/L



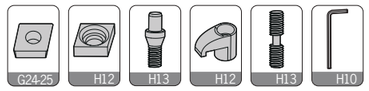

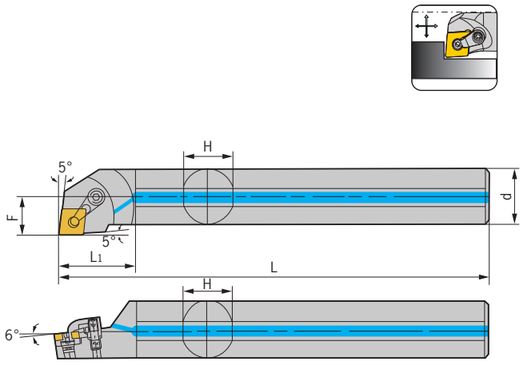

型号 Specification	最小加工径 Min dia	d	F	L	L1	H	a	刀片 Insert	刀垫 Shim	中心螺丝 Center screw	压板 Clamp	压板螺丝 Clamp screw	扳手 Wrench	出水孔 Water hole
S20Q-MCLNR/L12	25	20	13	180	34	18	15°	CN..1204..	-	CTM613	HL1812	ML0622	L025	-
S25R-MCLNR/L12	32	25	16.5	200	43	23	12°	CN..1204..	-	CTM613	HL1814	ML0625	L025,L03	-
S32S-MCLNR/L12	40	32	22.5	250	54	30	17°	CN..1204..	MC1204	CTM617	HL1814	ML0625	L025,L03	-
S40T-MCLNR/L12	50	40	26	300	68	37	15°	CN..1204..	MC1204	CTM617	HL1814	ML0625	L025,L03	-
S50U-MCLNR/L12	60	50	31	350	85	47	12°	CN..1204..	MC1204	CTM617	HL1814	ML0625	L025,L03	-
S60V-MCLNR/L12	70	60	36	400	102	56	10°	CN..1204..	MC1204	CTM617	HL1814	ML0625	L025,L03	-
S50U-MCLNR/L19	60	50	31	350	85	47	12°	CN..1906..	MC1904	CTM1022	HL2217	ML0830	L04	-
H20Q-MCLNR/L12	25	20	13	180	34	18	15°	CN..1204..	-	CTM613	HL1812	ML0622	L025	-
H25R-MCLNR/L12	32	25	16.5	200	43	23	12°	CN..1204..	-	CTM613	HL1814	ML0625	L025,L03	-
H32S-MCLNR/L12	40	32	22.5	250	54	30	17°	CN..1204..	MC1204	CTM617	HL1814	ML0625	L025,L03	-
A20Q-MCLNR/L12	25	20	13	180	34	18	15°	CN..1204..	-	CTM613	HL1812	ML0622	L025	√
A25R-MCLNR/L12	32	25	16.5	200	43	23	12°	CN..1204..	-	CTM613	HL1814	ML0625	L025,L03	√
A32S-MCLNR/L12	40	32	22.5	250	54	30	17°	CN..1204..	MC1204	CTM617	HL1814	ML0625	L025,L03	√
A40T-MCLNR/L12	50	40	26	300	68	37	15°	CN..1204..	MC1204	CTM617	HL1814	ML0625	L025,L03	√
A50U-MCLNR/L12	60	50	31	350	85	47	12°	CN..1204..	MC1204	CTM617	HL1814	ML0625	L025,L03	√
A50U-MCLNR/L19	60	50	31	350	85	47	12°	CN..1906..	MC1904	CTM1022	HL2217	ML0830	L04	√

适用 Suitable:德克刀片 DEREK Insert

Type M

MDQNR/L

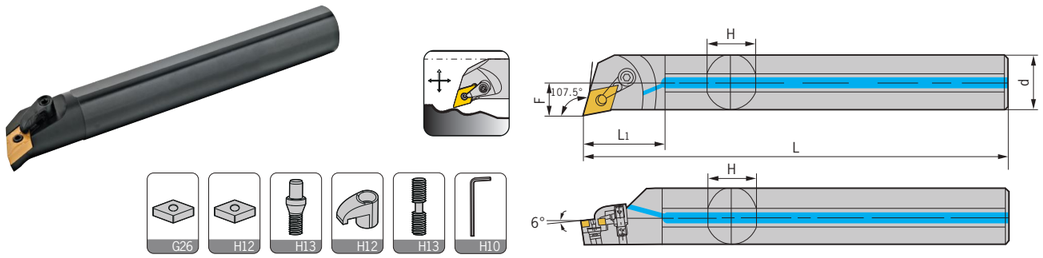

型号 Specification	最小加工径 Min dia	d	F	L	L1	H	a	刀片 Insert	刀垫 Shim	中心螺丝 Center screw	压板 Clamp	压板螺丝 Clamp screw	扳手 Wrench	出水孔 Water hole
S25R-MDQNR/L15	32	25	17	200	43	23	12°	DN..1504..	-	CTM613	HL2114	ML0625	L025,L03	-
S32S-MDQNR/L15	42	32	22.5	250	54	30	17°	DN..1504..	MD1504	CTM617	HL2114	ML0625	L025,L03	-
S40T-MDQNR/L15	50	40	26	300	68	37	15°	DN..1504..	MD1504	CTM617	HL2114	ML0625	L025,L03	-
S50U-MDQNR/L15	63	50	33	350	85	47	12°	DN..1504..	MD1504	CTM617	HL2114	ML0625	L025,L03	-
H25R-MDQNR/L15	32	25	17	200	43	23	12°	DN..1504..	-	CTM613	HL2114	ML0625	L025,L03	-
H32S-MDQNR/L15	42	32	22.5	250	54	30	17°	DN..1504..	MD1504	CTM617	HL2114	ML0625	L025,L03	-
A25R-MDQNR/L15	32	25	17	200	43	23	12°	DN..1504..	-	CTM613	HL2114	ML0625	L025,L03	√
A32S-MDQNR/L15	42	32	22.5	250	54	30	17°	DN..1504..	MD1504	CTM617	HL2114	ML0625	L025,L03	√
A40T-MDQNR/L15	50	40	26	300	68	37	15°	DN..1504..	MD1504	CTM617	HL2114	ML0625	L025,L03	√

适用 Suitable:德克刀片 DEREK Insert

MDUNR/L

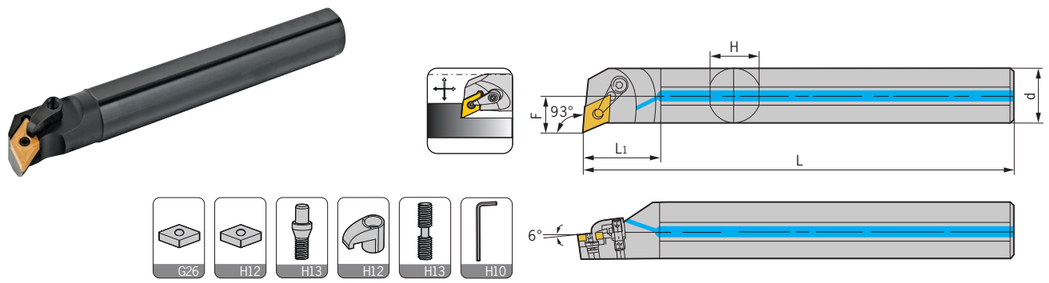

型号 Specification	最小加工径 Min dia	d	F	L	L1	H	a	刀片 Insert	刀垫 Shim	中心螺丝 Center screw	压板 Clamp	压板螺丝 Clamp screw	扳手 Wrench	出水孔 Water hole
S25R-MDUNR/L15	32	25	16	200	43	23	12°	DN..1504..	-	CTM613	HL2114	ML0625	L025,L03	-
S32S-MDUNR/L15	40	32	21	250	54	30	17°	DN..1504..	MD1504	CTM617	HL2114	ML0625	L025,L03	-
S40T-MDUNR/L15	50	40	26	300	68	37	15°	DN..1504..	MD1504	CTM617	HL2114	ML0625	L025,L03	-
S50U-MDUNR/L15	60	50	32	350	85	47	12°	DN..1504..	MD1504	CTM617	HL2114	ML0625	L025,L03	-
H25R-MDUNR/L15	32	25	16	200	43	23	12°	DN..1504..	-	CTM613	HL2114	ML0625	L025,L03	-
H32S-MDUNR/L15	40	32	21	250	54	30	17°	DN..1504..	MD1504	CTM617	HL2114	ML0625	L025,L03	-
A25R-MDUNR/L15	32	25	16	200	43	23	12°	DN..1504..	-	CTM613	HL2114	ML0625	L025,L03	√
A32S-MDUNR/L15	40	32	21	250	54	30	17°	DN..1504..	MD1504	CTM617	HL2114	ML0625	L025,L03	√

适用 Suitable:德克刀片 DEREK Insert

Type M

MDWNR/L

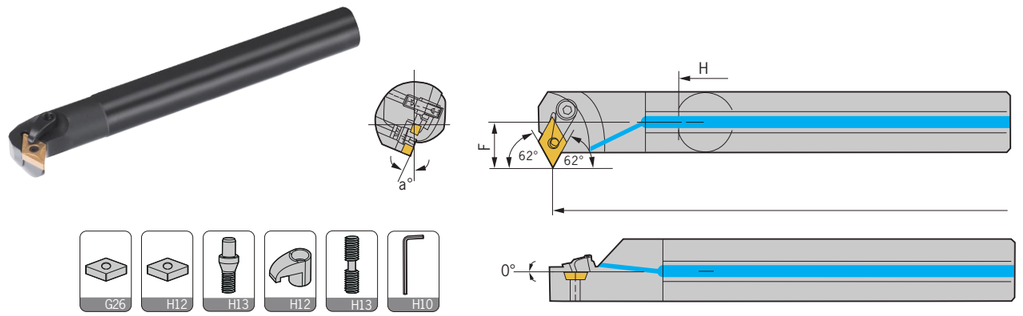

型号 Specification	最小加工径 Min dia	d	F	L	H	a	刀片 Insert	刀垫 Shim	中心螺丝 Center screw	压板 Clamp	压板螺丝 Clamp screw	扳手 Wrench	出水孔 Water hole
S25R-MDWNR/L15	28	25	24.5	200	23	12°	DN..1504..	-	CTM613	HL2114	ML0625	L025,L03	-
S32S-MDWNR/L15	45	32	28.0	250	30	15°	DN..1506..	MD1504	CTM619	HL2114	ML0625	L025,L03	-
S40T-MDWNR/L15	53	40	32.0	300	37	13°	DN..1506..	MD1504	CTM619	HL2114	ML0625	L025,L03	-
A25R-MDWNR/L15	38	25	24.5	200	23	12°	DN..1504..	-	CTM613	HL2114	ML0625	L025,L03	√
A32S-MDWNR/L15	45	32	28.0	250	30	15°	DN..1506..	MD1504	CTM619	HL2114	ML0625	L025,L03	√

适用 Suitable:德克刀片 DEREK Insert

MSKNR/L

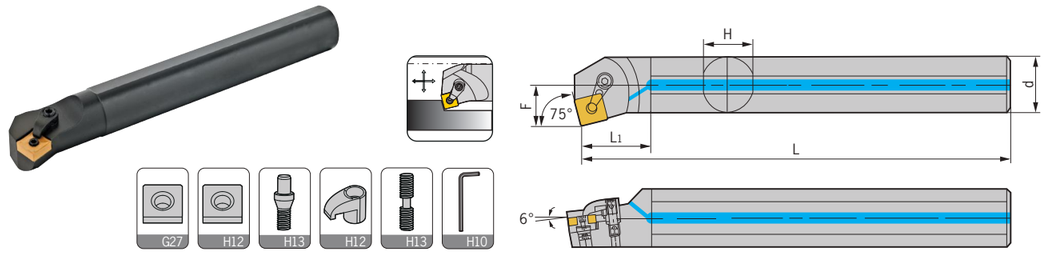

型号 Specification	最小加工径 Min dia	d	F	L	L1	H	a	刀片 Insert	刀垫 Shim	中心螺丝 Center screw	压板 Clamp	压板螺丝 Clamp screw	扳手 Wrench	出水孔 Water hole
S20Q-MSKNR/L12	25	20	13	180	34	18	15°	SN..1204..	-	CTM613	HL1812	ML0622	L025	-
S25R-MSKNR/L12	32	25	17	200	43	23	12°	SN..1204..	-	CTM613	HL1814	ML0625	L025,L03	-
S32S-MSKNR/L12	40	32	22	250	54	30	17°	SN..1204..	MS1204	CTM617	HL1814	ML0625	L025,L03	-
S40T-MSKNR/L12	50	40	27	300	68	37	15°	SN..1204..	MS1204	CTM617	HL1814	ML0625	L025,L03	-
H20Q-MSKNR/L12	25	20	13	180	34	18	15°	SN..1204..	-	CTM613	HL1812	ML0622	L025	-
H25R-MSKNR/L12	32	25	17	200	43	23	12°	SN..1204..	-	CTM613	HL1814	ML0625	L025,L03	-
A20Q-MSKNR/L12	25	20	13	180	34	18	15°	SN..1204..	-	CTM613	HL1812	ML0622	L025	√
A25R-MSKNR/L12	32	25	17	200	43	23	12°	SN..1204..	-	CTM613	HL1814	ML0625	L025,L03	√
A32S-MSKNR/L12	40	32	22	250	54	30	17°	SN..1204..	MS1204	CTM617	HL1814	ML0625	L025,L03	√

适用 Suitable:德克刀片 DEREK Insert

Type M

MTFNR/L

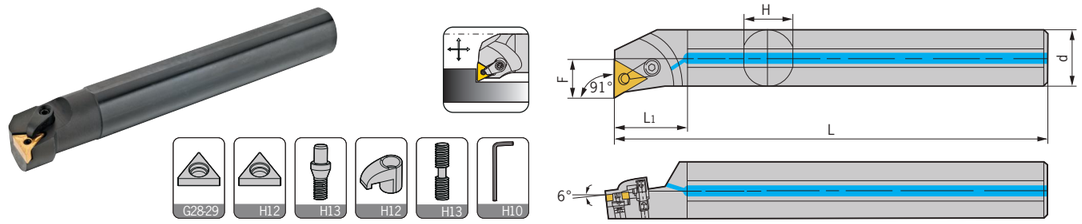

型号 Specification	最小加工径 Min dia	d	F	L	L1	H	a	刀片 Insert	刀垫 Shim	中心螺丝 Center screw	压板 Clamp	压板螺丝 Clamp screw	扳手 Wrench	出水孔 Water hole
S20Q-MTFNR/L16	25	20	13	180	34	18	15°	TN..1604..	-	CTM510	HL1812	ML0622	L02,L025	-
S25R-MTFNR/L16	32	25	16.5	200	43	23	12°	TN..1604..	-	CTM510	HL1814	ML0625	L02,L03	-
S32S-MTFNR/L16	41	32	22.5	250	54	30	17°	TN..1604..	MT1603	CTM513	HL1814	ML0625	L02,L03	-
S40T-MTFNR/L16	50	40	26.5	300	68	37	15°	TN..1604..	MT1603	CTM513	HL1814	ML0625	L02,L03	-
S50U-MTFNR/L16	60	50	31	350	85	47	12°	TN..1604..	MT1603	CTM513	HL1814	ML0625	L02,L03	-
S40T-MTFNR/L22	50	40	26	300	68	37	15°	TN..2204..	MT2204	CTM617	HL1917	ML0830	L025,L04	-
H20Q-MTFNR/L16	25	20	13	180	34	18	15°	TN..1604..	-	CTM510	HL1812	ML0622	L02,L025	-
H25R-MTFNR/L16	32	25	16.5	200	43	23	12°	TN..1604..	-	CTM510	HL1814	ML0625	L02,L03	-
H32S-MTFNR/L16	41	32	22.5	250	54	30	17°	TN..1604..	MT1603	CTM513	HL1814	ML0625	L02,L03	-
A20Q-MTFNR/L16	25	20	13	180	34	18	15°	TN..1604..	-	CTM510	HL1812	ML0622	L02,L025	√
A25R-MTFNR/L16	32	25	16.5	200	43	23	12°	TN..1604..	-	CTM510	HL1814	ML0625	L02,L03	√
A32S-MTFNR/L16	41	32	22.5	250	54	30	17°	TN..1604..	MT1603	CTM513	HL1814	ML0625	L02,L03	√

适用 Suitable:德克刀片 DEREK Insert

MTQNR/L

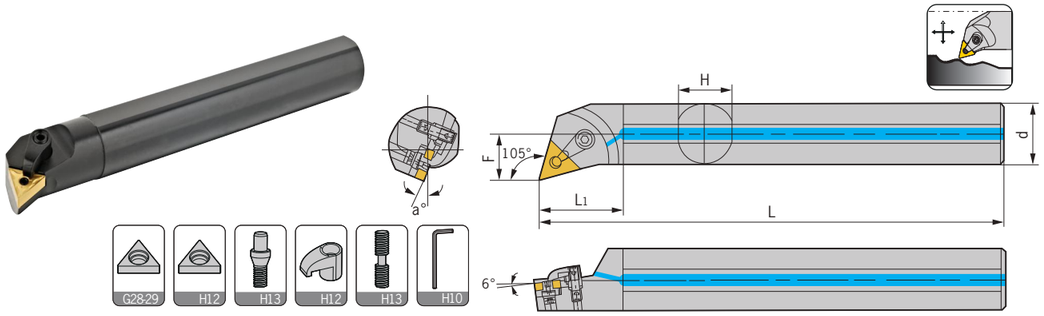

型号 Specification	最小加工径 Min dia	d	F	L	L1	H	a	刀片 Insert	刀垫 Shim	中心螺丝 Center screw	压板 Clamp	压板螺丝 Clamp screw	扳手 Wrench	出水孔 Water hole
S20Q-MTQNR/L16	25	20	12.5	180	34	18	15°	TN..1604..	-	CTM510	HL1812	ML0622	L02,L025	-
S25R-MTQNR/L16	32	25	16	200	43	23	12°	TN..1604..	-	CTM510	HL1814	ML0625	L02,L03	-
S32S-MTQNR/L16	41	32	22.5	250	54	30	17°	TN..1604..	MT1603	CTM513	HL1814	ML0625	L02,L03	-
S40T-MTQNR/L16	50	40	26.5	300	68	37	15°	TN..1604..	MT1603	CTM513	HL1814	ML0625	L02,L03	-
S50U-MTQNR/L16	60	50	31	350	85	47	12°	TN..1604..	MT1603	CTM513	HL1814	ML0625	L02,L03	-
H20Q-MTQNR/L16	25	20	12.5	180	34	18	15°	TN..1604..	-	CTM510	HL1812	ML0622	L02,L025	-
H25R-MTQNR/L16	32	25	16	200	43	23	12°	TN..1604..	-	CTM510	HL1814	ML0625	L02,L03	-
H32S-MTQNR/L16	41	32	22.5	250	54	30	17°	TN..1604..	MT1603	CTM513	HL1814	ML0625	L02,L03	-
A20Q-MTQNR/L16	25	20	12.5	180	34	18	15°	TN..1604..	-	CTM510	HL1812	ML0622	L02,L025	√
A25R-MTQNR/L16	32	25	16	200	43	23	12°	TN..1604..	-	CTM510	HL1814	ML0625	L02,L03	√
A32S-MTQNR/L16	41	32	22.5	250	54	30	17°	TN..1604..	MT1603	CTM513	HL1814	ML0625	L02,L03	√
A40T-MTQNR/L16	50	40	26.5	300	68	37	15°	TN..1604..	MT1603	CTM513	HL1814	ML0625	L02,L03	√

适用 Suitable:德克刀片 DEREK Insert

Type M

MTUNR/L

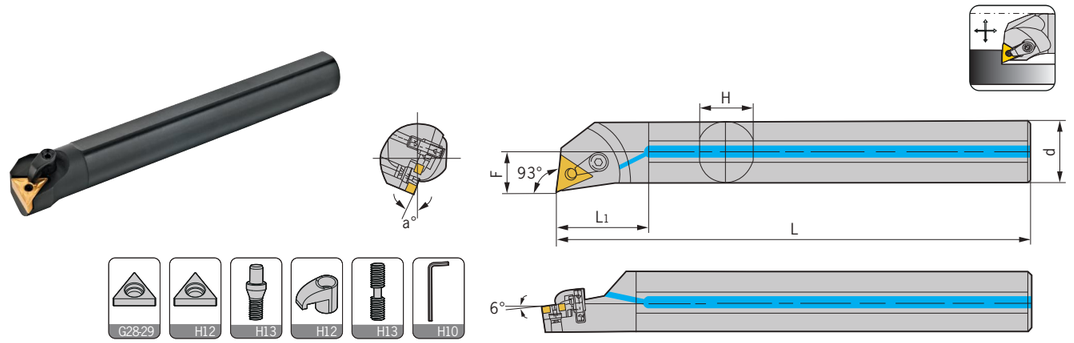

型号 Specification	最小加工径 Min dia	d	F	L	L1	H	a	刀片 Insert	刀垫 Shim	中心螺丝 Center screw	压板 Clamp	压板螺丝 Clamp screw	扳手 Wrench	出水孔 Water hole
S20Q-MTUNR/L16	25	20	12.5	180	34	18	15°	TN..1604..	-	CTM510	HL1812	ML0622	L02,L025	-
S25R-MTUNR/L16	32	25	16	200	43	23	12°	TN..1604..	-	CTM510	HL1814	ML0625	L02,L03	-
S32S-MTUNR/L16	41	32	22.5	250	54	30	17°	TN..1604..	MT1603	CTM513	HL1814	ML0625	L02,L03	-
S40T-MTUNR/L16	50	40	26.5	300	68	37	15°	TN..1604..	MT1603	CTM513	HL1814	ML0625	L02,L03	-
S50U-MTUNR/L16	60	50	31	350	85	47	12°	TN..1604..	MT1603	CTM513	HL1814	ML0625	L02,L03	-
S40T-MTUNR/L22	50	40	26.5	300	68	37	15°	TN..2204..	MT2204	CTM617	HL1814	ML0830	L025,L04	-
S50U-MTUNR/L22	60	50	31	350	85	47	12°	TN..2204..	MT2204	CTM617	HL1814	ML0830	L025,L04	-
H20Q-MTUNR/L16	25	20	12.5	180	34	18	15°	TN..1604..	-	CTM510	HL1812	ML0622	L02,L025	-
H25R-MTUNR/L16	32	25	16	200	43	23	12°	TN..1604..	-	CTM510	HL1814	ML0625	L02,L03	-
H32S-MTUNR/L16	41	32	22.5	250	54	30	17°	TN..1604..	MT1603	CTM513	HL1814	ML0625	L02,L03	-
A20Q-MTUNR/L16	25	20	12.5	180	34	18	15°	TN..1604..	-	CTM510	HL1812	ML0622	L02,L025	√
A25R-MTUNR/L16	32	25	16	200	43	23	12°	TN..1604..	-	CTM510	HL1814	ML0625	L02,L03	√
A32S-MTUNR/L16	41	32	22.5	250	54	30	17°	TN..1604..	MT1603	CTM513	HL1814	ML0625	L02,L03	√

适用 Suitable:德克刀片 DEREK Insert

MTWNR/L

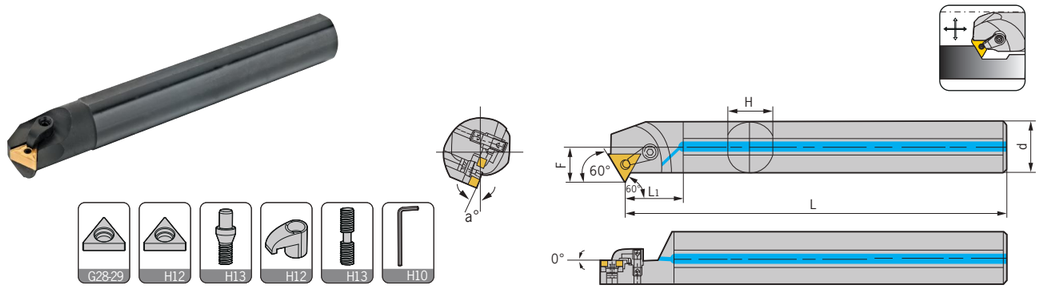

型号 Specification	最小加工径 Min dia	d	F	L	L1	H	a	刀片 Insert	刀垫 Shim	中心螺丝 Center screw	压板 Clamp	压板螺丝 Clamp screw	扳手 Wrench	出水孔 Water hole
S20Q-MTWNR/L16	27	20	14	180	34	18	15°	TN..1604..	-	CTM510	HL1812	ML0622	L02,L03	-
S25R-MTWNR/L16	32	25	16.5	200	43	23	12°	TN..1604..	-	CTM510	HL1814	ML0625	L02,L03	-
S32S-MTWNR/L16	39	32	20	250	54	30	17°	TN..1604..	MT1603	CTM513	HL1814	ML0625	L02,L03	-
S40T-MTWNR/L16	50	40	24	300	68	37	15°	TN..1604..	MT1603	CTM513	HL1814	ML0625	L02,L03	-
H20Q-MTWNR/L16	27	20	14	180	34	18	15°	TN..1604..	-	CTM510	HL1812	ML0622	L02,L025	-
H25R-MTWNR/L16	32	25	16.5	200	43	23	12°	TN..1604..	-	CTM510	HL1814	ML0625	L02,L03	-
A20Q-MTWNR/L16	27	20	14	180	34	18	15°	TN..1604..	-	CTM510	HL1812	ML0622	L02,L03	√
A25R-MTWNR/L16	32	25	16.5	200	43	23	12°	TN..1604..	-	CTM510	HL1814	ML0625	L02,L03	√

适用 Suitable:德克刀片 DEREK Insert

Type M

MVQNR/L

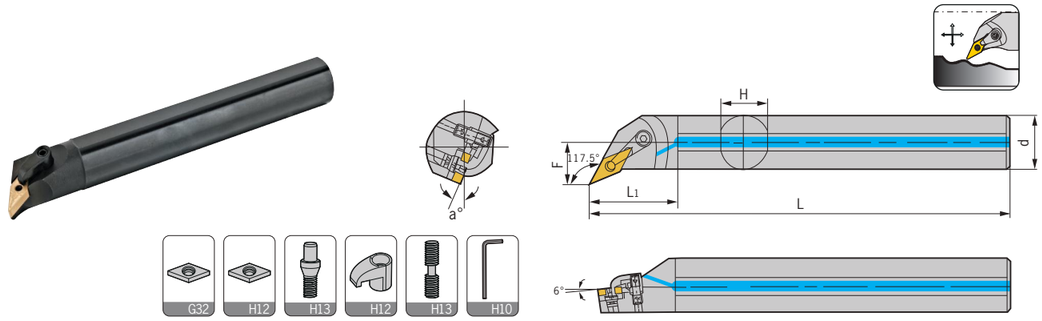

型号 Specification	最小加工径 Min dia	d	F	L	L1	H	a	刀片 Insert	刀垫 Shim	中心螺丝 Center screw	压板 Clamp	压板螺丝 Clamp screw	扳手 Wrench	出水孔 Water hole
S25R-MVQNR/L16	32	25	17	200	43	23	12°	VN..1604..	-	CTM510	HL2114	ML0625	L02,L03	-
S32S-MVQNR/L16	42	32	23	250	54	30	17°	VN..1604..	MV1603	CTM513	HL2114	ML0625	L02,L03	-
S40T-MVQNR/L16	50	40	27	300	68	37	15°	VN..1604..	MV1603	CTM513	HL2114	ML0625	L02,L03	-
H25R-MVQNR/L16	32	25	17	200	43	23	12°	VN..1604..	-	CTM510	HL2114	ML0625	L02,L03	-
A20Q-MVQNR/L16	25	20	13	180	34	18	15°	VN..1604..	-	CTM510	HL2114	ML0625	L02,L025	√
A25R-MVQNR/L16	32	25	17	200	43	23	12°	VN..1604..	-	CTM510	HL2114	ML0625	L02,L03	√

适用 Suitable:德克刀片 DEREK Insert

MVUNR/L

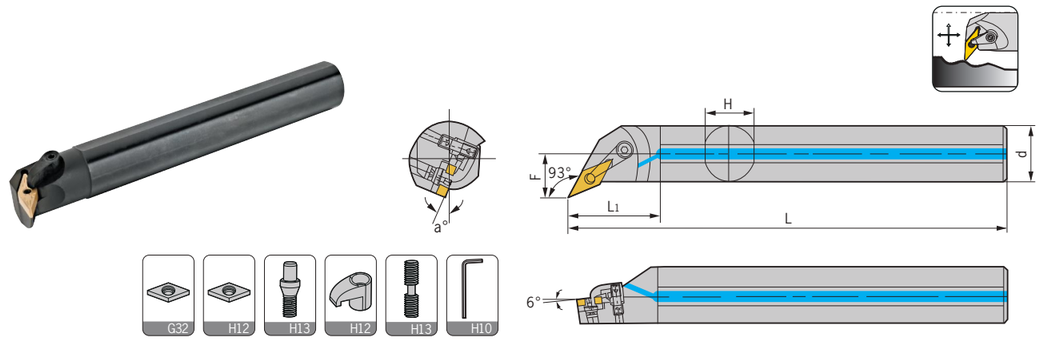

型号 Specification	最小加工径 Min dia	d	F	L	L1	H	a	刀片 Insert	刀垫 Shim	中心螺丝 Center screw	压板 Clamp	压板螺丝 Clamp screw	扳手 Wrench	出水孔 Water hole
S25R-MVUNR/L16	32	25	17	200	43	23	12°	VN..1604..	-	CTM510	HL2114	ML0625	L02,L03	-
S32S-MVUNR/L16	42	32	23	250	54	30	17°	VN..1604..	MV1603	CTM513	HL2114	ML0625	L02,L03	-
S40T-MVUNR/L16	50	40	27	300	68	37	15°	VN..1604..	MV1603	CTM513	HL2114	ML0625	L02,L03	-
H25R-MVUNR/L16	32	25	17	200	43	23	12°	VN..1604..	-	CTM510	HL2114	ML0625	L02,L03	-
H32S-MVUNR/L16	42	32	23	250	54	30	17°	VN..1604..	MV1603	CTM513	HL2114	ML0625	L02,L03	-
A25R-MVUNR/L16	32	25	17	200	43	23	12°	VN..1604..	-	CTM510	HL2114	ML0625	L02,L03	√
A32S-MVUNR/L16	42	32	23	250	54	30	17°	VN..1604..	MV1603	CTM513	HL2114	ML0625	L02,L03	√

适用 Suitable:德克刀片 DEREK Insert

Type M

MVWNR/L

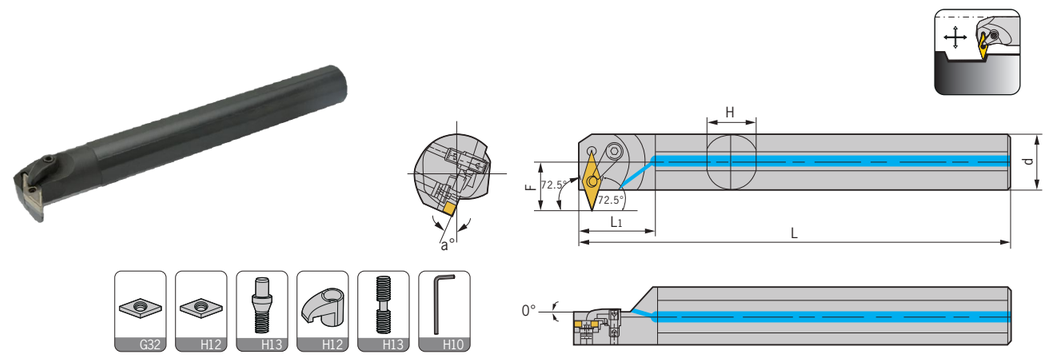

型号 Specification	最小加工径 Min dia	d	F	L	L1	H	a	刀片 Insert	刀垫 Shim	中心螺丝 Center screw	压板 Clamp	压板螺丝 Clamp screw	扳手 Wrench	出水孔 Water hole
S25R-MVWNR/L16	40	25	26	200	43	23	12°	VN..1604..	-	CTM510	HL1814	ML0622	L02,L03	-
S32S-MVWNR/L16	48	32	30	250	54	30	17°	VN..1604..	MV1603	CTM513	HL1814	ML0625	L02,L03	-
H25R-MVWNR/L16	40	25	26	200	43	23	12°	VN..1604..	-	CTM510	HL1814	ML0622	L02,L03	-

适用 Suitable:德克刀片 DEREK Insert

MVXNR/L

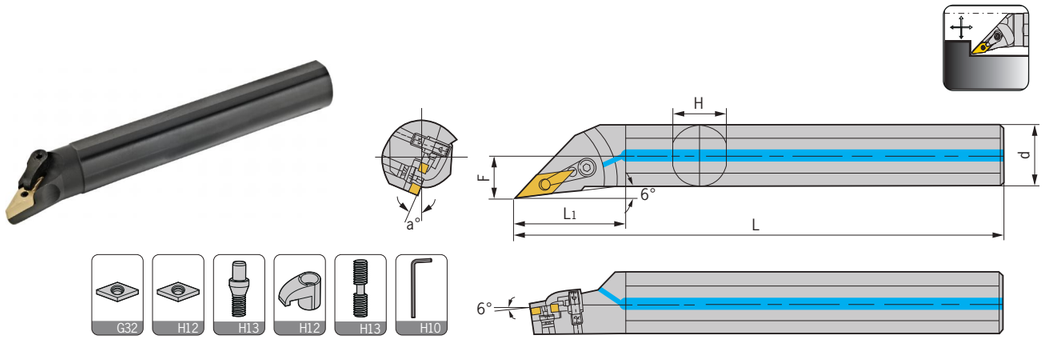

型号 Specification	最小加工径 Min dia	d	F	L	L1	H	a	刀片 Insert	刀垫 Shim	中心螺丝 Center screw	压板 Clamp	压板螺丝 Clamp screw	扳手 Wrench	出水孔 Water hole
S20Q-MVXNR/L16	27	20	14	180	34	18	15°	VN..1604..	-	CTM510	HL2412	ML0622	L02,L03	-
S25R-MVXNR/L16	32	25	17	200	43	23	12°	VN..1604..	-	CTM510	HL2414	ML0625	L02,L03	-
S32S-MVXNR/L16	42	32	23	250	54	30	17°	VN..1604..	MV1603	CTM513	HL2414	ML0625	L02,L03	-
H20Q-MVXNR/L16	27	20	14	180	34	18	15°	VN..1604..	-	CTM510	HL2412	ML0622	L02,L03	-
H25R-MVXNR/L16	32	25	17	200	43	23	12°	VN..1604..	-	CTM510	HL2412	ML0622	L02,L03	-
A20Q-MVXNR/L16	27	20	14	180	34	18	15°	VN..1604..	-	CTM510	HL2412	ML0622	L02,L03	√
A25R-MVXNR/L16	32	25	17	200	43	23	12°	VN..1604..	-	CTM510	HL2412	ML0622	L02,L03	√

适用 Suitable:德克刀片 DEREK Insert

Type M

MWLNR/L

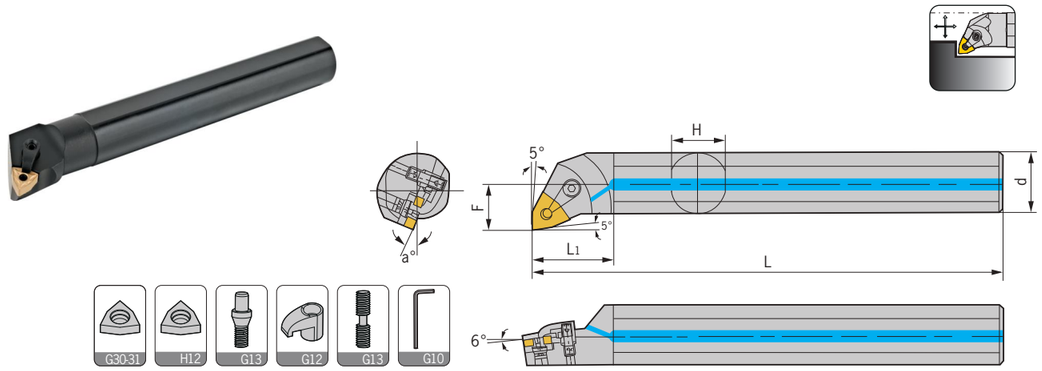

型号 Specification	最小加工径 Min dia	d	F	L	L1	H	a	刀片 Insert	刀垫 Shim	中心螺丝 Center screw	压板 Clamp	压板螺丝 Clamp screw	扳手 Wrench	出水孔 Water hole
S20Q-MWLNR/L06	25	20	13	180	34	18	15°	WN..0604..	-	CTM510	HL1511	ML0519	L025,L02	-
S25R-MWLNR/L06	32	25	16.5	200	43	23	12°	WN..0604..	-	CTM510	HL1814	ML0625	L025,L02	-
S20Q-MWLNR/L08	25	20	13	180	34	18	15°	WN..0804..	-	CTM613	HL1812	ML0622	L025	-
S25R-MWLNR/L08	32	25	16.5	200	43	23	12°	WN..0804..	-	CTM613	HL1812	ML0622	L025,L03	-
S32S-MWLNR/L08	41	32	22	250	54	30	17°	WN..0804..	MW0804	CTM617	HL1814	ML0625	L025,L03	-
S40T-MWLNR/L08	50	40	26	300	68	37	15°	WN..0804..	MW0804	CTM617	HL1814	ML0625	L025,L03	-
S50U-MWLNR/L08	60	50	31	350	85	47	12°	WN..0804..	MW0804	CTM617	HL1814	ML0625	L025,L03	-
H20Q-MWLNR/L06	25	20	13	180	34	18	15°	WN..0604..	-	CTM510	HL1511	ML0519	L02,L025	-
H25R-MWLNR/L06	32	25	16.5	200	43	23	12°	WN..0604..	-	CTM510	HL1814	ML0625	L02,L025	-
H20Q-MWLNR/L08	25	20	13	180	34	18	15°	WN..0804..	-	CTM613	HL1812	ML0622	L025	-
H25R-MWLNR/L08	32	25	16.5	200	43	23	12°	WN..0804..	-	CTM613	HL1812	ML0622	L025,L03	-
H32S-MWLNR/L08	41	32	22	250	54	30	17°	WN..0804..	MW0804	CTM617	HL1814	ML0625	L025,L03	-
A20Q-MWLNR/L06	25	20	13	180	34	18	15°	WN..0604..	-	CTM510	HL1511	ML0519	L025,L02	√
A25R-MWLNR/L06	32	25	16.5	200	43	23	12°	WN..0604..	-	CTM510	HL1814	ML0625	L025,L02	√
A20Q-MWLNR/L08	25	20	13	180	34	18	15°	WN..0804..	-	CTM613	HL1812	ML0622	L025	√
A25R-MWLNR/L08	32	25	16.5	200	43	23	12°	WN..0804..	-	CTM613	HL1812	ML0622	L025,L03	√
A32S-MWLNR/L08	41	32	22	250	54	30	17°	WN..0804..	MW0804	CTM617	HL1814	ML0625	L025,L03	√

适用 Suitable:德克刀片 DEREK Insert

Type S

SCK*R/L

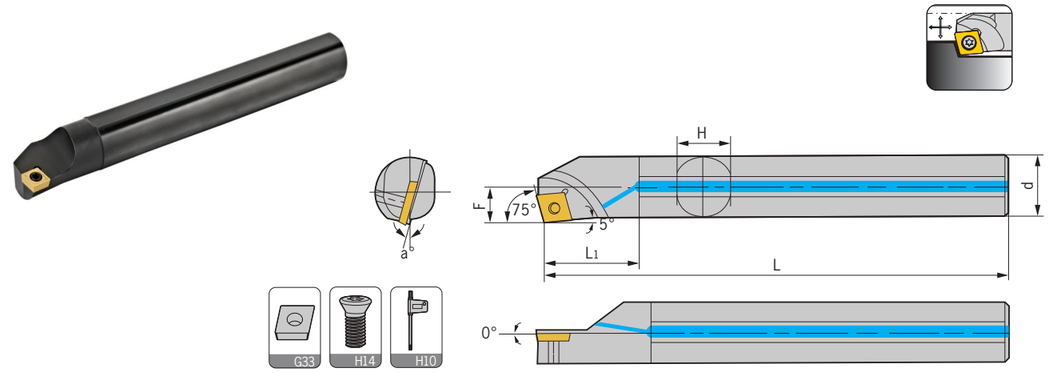

型号 Specification	最小加工径 Min dia	d	F	L	L1	H	a	刀片 Insert	螺丝 Screw	扳手 Wrench	出水孔 Water hole
S08K-SCKCR/L06	10	8	5.5	125	14	7	13°	CC..0602..	M2.5*5	Q08	-
S10K-SCKCR/L06	13	10	6	125	17	9	12°	CC..0602..	M2.5*6	Q08	-
S12M-SCKCR/L06	16	12	7	150	20	11	10°	CC..0602..	M2.5*6	Q08	-
S12M-SCKCR/L09	16	12	8	150	20	11	12°	CC..09T3..	M3.5*9	Q15	-
S16Q-SCKCR/L09	20	16	9.5	160	27	15	10°	CC..09T3..	M3.5*9	Q15	-
S20Q-SCKCR/L09	24	20	11.5	180	34	18	8°	CC..09T3..	M3.5*9	Q15	-
S25R-SCKCR/L09	31	25	14	200	43	23	8°	CC..09T3..	M3.5*9	Q15	-
H08K-SCKCR/L06	10	8	5.5	125	16	7	13°	CC..0602..	M2.5*5	Q08	-
H10K-SCKCR/L06	13	10	6	125	20	9	12°	CC..0602..	M2.5*5	Q08	-
H12M-SCKCR/L06	16	12	7	150	24	11	10°	CC..0602..	M2.5*6	Q08	-
H12M-SCKCR/L09	16	12	8	150	24	11	12°	CC..09T3..	M3.5*8	Q15	-
H16N-SCKCR/L09	20	16	9.5	160	32	15	10°	CC..09T3..	M3.5*8	Q15	-
C08K-SCKCR/L06	10	8	5.5	125	14	7	13°	CC..0602..	M2.5*5	Q08	-
C10M-SCKCR/L06	13	10	6	150	17	9	12°	CC..0602..	M2.5*6	Q08	-
C12Q-SCKCR/L06	16	12	7	180	20	11	10°	CC..0602..	M2.5*6	Q08	-
C12Q-SCKCR/L09	16	12	8	180	20	11	12°	CC..09T3..	M3.5*9	Q15	-
C16R-SCKCR/L09	20	16	9.5	200	27	15	10°	CC..09T3..	M3.5*9	Q15	-
C20S-SCKCR/L09	24	20	11.5	250	34	18	8°	CC..09T3..	M3.5*9	Q15	-
S08K-SCKPR/L06	10	8	5.5	125	14	7	10°	CP..0602..	M2.5*5	Q08	-
S10K-SCKPR/L06	13	10	6	125	17	9	8°	CP..0602..	M2.5*5	Q08	-
S12M-SCKPR/L06	16	12	7	150	20	11	6°	CP..0602..	M2.5*6	Q08	-
S10K-SCKPR/L08	13	10	7	125	17	9	10°	CP..0802..	M3*6	Q08	-
S12M-SCKPR/L08	16	12	7.5	150	20	11	8°	CP..0802..	M3*6	Q08	-
S16Q-SCKPR/L08	20	16	9.5	160	27	15	6°	CP..0802..	M3*6	Q08	-
S12M-SCKPR/L09	16	12	8	150	20	11	8°	CP..0903..	M3.5*7	Q15	-
S16Q-SCKPR/L09	20	16	9.5	160	27	15	6°	CP..0903..	M3.5*8	Q15	-
S20Q-SCKPR/L09	24	20	11.5	180	34	18	4°	CP..0903..	M3.5*8	Q15	-
S25R-SCKPR/L09	31	25	14	200	43	23	4°	CP..0903..	M3.5*8	Q15	-

转下页
See next page

Type S

SCK*R/L

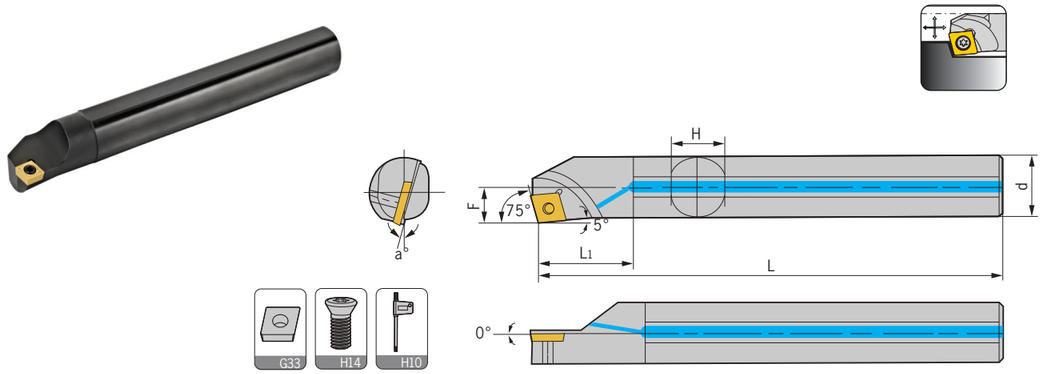

型号 Specification	最小加工径 Min dia	d	F	L	L1	H	a	刀片 Insert	螺丝 Screw	扳手 Wrench	出水孔 Water hole
H08K-SCKPR/L06	10	8	5.5	125	16	7	10°	CP..0602..	M2.5*5	Q08	-
H10K-SCKPR/L06	13	10	6	125	20	9	8°	CP..0602..	M2.5*5	Q08	-
H12M-SCKPR/L06	24	12	7	150	24	11	6°	CP..0602..	M2.5*5	Q08	-
H10K-SCKPR/L08	31	10	7	125	20	9	10°	CP..0802..	M3*6	Q08	-
H12M-SCKPR/L08	16	12	7.5	150	24	11	8°	CP..0802..	M3*6	Q08	-
H16N-SCKPR/L08	20	16	9.5	160	32	15	6°	CP..0802..	M3*6	Q08	-
H12M-SCKPR/L09	16	12	8	150	24	11	8°	CP..0903..	M3.5*7	Q15	-
H16N-SCKPR/L09	20	16	9.5	160	32	15	6°	CP..0903..	M3.5*7	Q15	-
C08K-SCKPR/L06	10	8	5.5	125	14	7	10°	CP..0602..	M2.5*5	Q08	-
C10M-SCKPR/L06	13	10	6	150	17	9	8°	CP..0602..	M2.5*5	Q08	-
C12Q-SCKPR/L06	16	12	7	180	20	11	6°	CP..0602..	M2.5*5	Q08	-
C12Q-SCKPR/L09	16	12	8	180	20	11	8°	CP..0903..	M3.5*7	Q15	-
C16R-SCKPR/L09	20	16	9.5	200	27	15	6°	CP..0903..	M3.5*7	Q15	-
C20S-SCKPR/L09	24	20	11.5	250	34	18	4°	CP..0903..	M3.5*7	Q15	-
A08K-SCKCR/L06	10	8	5.5	125	14	7	13°	CC..0602..	M2.5*5	Q08	√
A10K-SCKCR/L06	13	10	6	125	17	9	12°	CC..0602..	M2.5*6	Q08	√
A12M-SCKCR/L06	16	12	7	150	20	11	10°	CC..0602..	M2.5*6	Q08	√
A12M-SCKCR/L09	16	12	8	150	20	11	12°	CC..09T3..	M3.5*9	Q15	√
A16N-SCKCR/L09	20	16	9.5	160	27	15	10°	CC..09T3..	M3.5*9	Q15	√
A20Q-SCKCR/L09	24	20	11.5	180	34	18	8°	CC..09T3..	M3.5*9	Q15	√
A25R-SCKCR/L09	31	25	14	200	43	23	8°	CC..09T3..	M3.5*9	Q15	√
A10K-SCKPR/L08	13	10	7	125	17	9	10°	CP..0802..	M3*6	Q08	√
A12M-SCKPR/L08	16	12	7.5	150	20	11	8°	CP..0802..	M3*6	Q08	√
A16N-SCKPR/L08	20	16	9.5	160	27	15	6°	CP..0802..	M3*6	Q08	√
A12M-SCKPR/L09	16	12	8	150	20	11	8°	CP..0903..	M3.5*7	Q15	√
A16N-SCKPR/L09	20	16	9.5	160	27	15	6°	CP..0903..	M3.5*7	Q15	√
A20Q-SCKPR/L09	24	20	11.5	180	34	18	4°	CP..0903..	M3.5*7	Q15	√

适用 Suitable:德克刀片 DEREK Insert

Type S

SCL*R/L

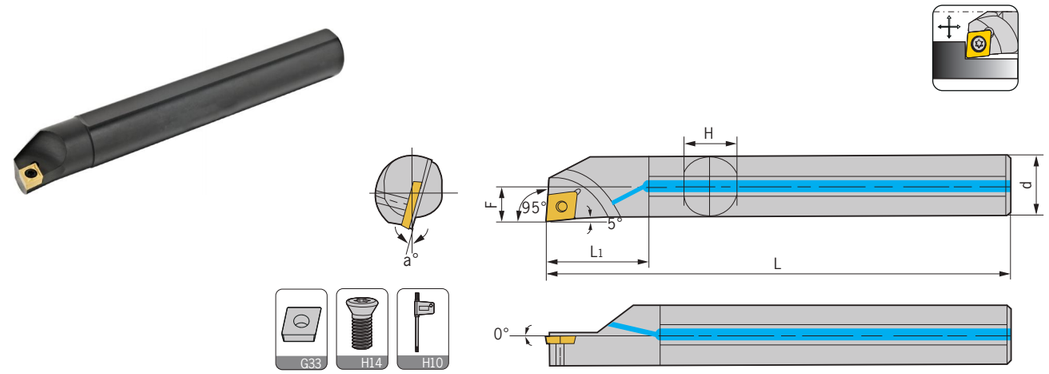

型号 Specification	最小加工径 Min dia	d	F	L	L1	H	a	刀片 Insert	螺丝 Screw	扳手 Wrench	出水孔 Water hole
S07K-SCLCR/L06-A16	9	16	4.5	125	15	15	15°	CC..0602..	M2.5*5	Q08	-
S07K-SCLCR/L06	9	8	4.5	125	12	7	15°	CC..0602..	M2.5*5	Q08	-
S08K-SCLCR/L06	10	8	5	125	14	7	13°	CC..0602..	M2.5*5	Q08	-
S08K-SCLCR/L06-A16	12	16	5	125	21	15	13°	CC..0602..	M2.5*5	Q08	-
S10K-SCLCR/L06-A16	13	16	6	125	26	15	12°	CC..0602..	M2.5*5	Q08	-
S10K-SCLCR/L06	13	10	6	125	17	9	12°	CC..0602..	M2.5*5	Q08	-
S12M-SCLCR/L06	16	12	7	150	20	11	10°	CC..0602..	M2.5*6	Q08	-
S16Q-SCLCR/L06	20	16	9	160	27	15	8°	CC..0602..	M2.5*6	Q08	-
S12M-SCLCR/L09	16	12	9	150	20	11	12°	CC..09T3..	M3.5*9	Q15	-
S12M-SCLCR/L09-A16	16	16	9	150	31	15	12°	CC..09T3..	M3.5*9	Q15	-
S16Q-SCLCR/L09	20	16	9.5	160	27	15	10°	CC..09T3..	M3.5*9	Q15	-
S20Q-SCLCR/L09	25	20	11.5	180	34	18	8°	CC..09T3..	M3.5*9	Q15	-
S25R-SCLCR/L09	31	25	14	200	34	23	6°	CC..09T3..	M3.5*9	Q15	-
S32S-SCLCR/L09	39	32	17.5	250	54	30	4°	CC..09T3..	M3.5*9	Q15	-
S40T-SCLCR/L09	50	40	21	300	68	37	0°	CC..09T3..	M3.5*9	Q15	-
S20Q-SCLCR/L12	25	20	12	180	34	18	10°	CC..1204..	M5*12	Q20	-
S25R-SCLCR/L12	32	25	14.5	200	43	23	8°	CC..1204..	M5*12	Q20	-
S32S-SCLCR/L12	39	32	18	250	54	30	6°	CC..1204..	M5*12	Q20	-
S40T-SCLCR/L12	50	40	22	300	68	37	4°	CC..1204..	M5*12	Q20	-
H08K-SCLCR/L06	10	8	5	125	16	7	13°	CC..0602..	M2.5*5	Q08	-
H10K-SCLCR/L06	13	10	6	125	20	9	12°	CC..0602..	M2.5*6	Q08	-
H12M-SCLCR/L06	16	12	7	150	24	11	10°	CC..0602..	M2.5*6	Q08	-
H12M-SCLCR/L09	16	12	9	150	24	11	12°	CC..09T3..	M3.5*8	Q15	-
H16N-SCLCR/L09	20	16	9.5	160	32	15	10°	CC..09T3..	M3.5*8	Q15	-
C08K-SCLCR/L06	10	8	5	125	14	7	13°	CC..0602..	M2.5*5	Q08	-
C10M-SCLCR/L06	13	10	6	150	17	9	12°	CC..0602..	M2.5*6	Q08	-
C12Q-SCLCR/L06	16	12	7	180	20	11	10°	CC..0602..	M2.5*6	Q08	-
C12Q-SCLCR/L09	16	12	9	180	20	11	12°	CC..09T3..	M3.5*9	Q15	-
C16R-SCLCR/L09	20	16	9.5	200	27	15	10°	CC..09T3..	M3.5*9	Q15	-
C20S-SCLCR/L09	25	20	11.5	250	34	18	8°	CC..09T3..	M3.5*9	Q15	-
C20S-SCLCR/L12	25	20	12	250	34	18	10°	CC..1204..	M5*10	Q20	-

转下页
See next page

Type S

SCL*R/L

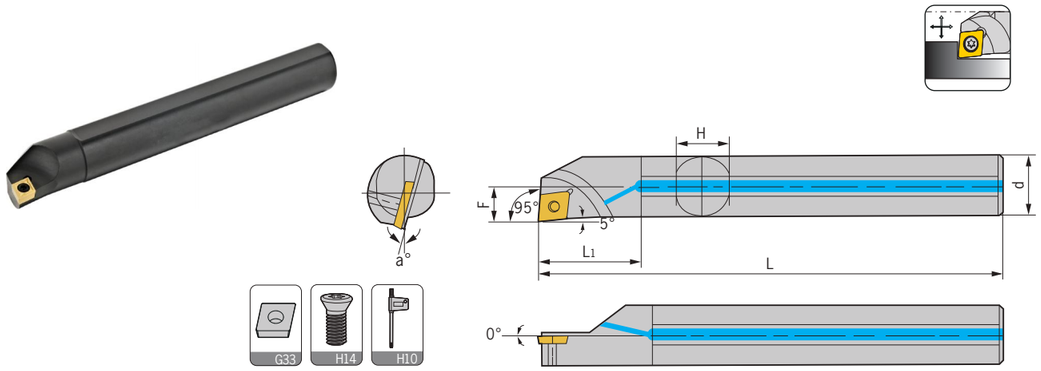

型号 Specification	最小加工径 Min dia	d	F	L	L1	H	a	刀片 Insert	螺丝 Screw	扳手 Wrench	出水孔 Water hole
S08K-SCLPR/L06	10	8	5	125	14	7	10°	CP..0602..	M2.5*5	Q08	-
S10K-SCLPR/L06	13	10	6	125	17	9	8°	CP..0602..	M2.5*5	Q08	-
S12M-SCLPR/L06	16	12	7	150	20	11	6°	CP..0602..	M2.5*6	Q08	-
S10K-SCLPR/L08	13	10	6	125	17	9	8°	CP..0802..	M3*6	Q08	-
S12M-SCLPR/L08	16	12	7	150	20	11	6°	CP..0802..	M3*6	Q08	-
S16Q-SCLPR/L08	20	16	9	160	27	15	4°	CP..0802..	M3*6	Q08	-
S20Q-SCLPR/L08	25	20	11	180	34	18	2°	CP..0802..	M3*6	Q08	-
S12M-SCLPR/L09	16	12	9	150	20	11	10°	CP..0903..	M3.5*9	Q15	-
S16Q-SCLPR/L09	20	16	9.5	160	27	15	8°	CP..0903..	M3.5*9	Q15	-
S20Q-SCLPR/L09	25	20	11.5	180	34	18	6°	CP..0903..	M3.5*9	Q15	-
S25R-SCLPR/L09	31	25	14	200	43	23	4°	CP..0903..	M3.5*9	Q15	-
S32S-SCLPR/L09	39	32	17.5	250	54	30	4°	CP..0903..	M3.5*9	Q15	-
A07K-SCLCR/L06	9	8	4.5	125	12	7	15°	CC..0602..	M2.5*5	Q08	√
A08K-SCLCR/L06	10	8	5	125	14	7	13°	CC..0602..	M2.5*5	Q08	√
A10K-SCLCR/L06	13	10	6	125	17	9	12°	CC..0602..	M2.5*6	Q08	√
A12M-SCLCR/L06	16	12	7	150	20	11	10°	CC..0602..	M2.5*6	Q08	√
A16N-SCLCR/L06	20	16	9	160	27	15	8°	CC..0602..	M2.5*6	Q08	√
A12M-SCLCR/L09	16	12	9	150	20	11	12°	CC..09T3..	M3.5*9	Q15	√
A16N-SCLCR/L09	20	16	9.5	160	27	15	10°	CC..09T3..	M3.5*9	Q15	√
A20Q-SCLCR/L09	25	20	11.5	180	34	18	8°	CC..09T3..	M3.5*9	Q15	√
A25R-SCLCR/L09	31	25	14	200	43	23	6°	CC..09T3..	M3.5*9	Q15	√
A20Q-SCLCR/L12	25	20	12	180	34	18	10°	CC..1204..	M5*12	Q20	√
A25R-SCLCR/L12	32	25	14.5	200	43	23	8°	CC..1204..	M5*12	Q20	√
A08K-SCLPR/L06	10	8	5	125	14	7	10°	CP..0602..	M2.5*5	Q08	√
A10K-SCLPR/L06	13	10	6	125	17	9	8°	CP..0602..	M2.5*5	Q08	√
A12M-SCLPR/L06	16	12	7	150	20	11	6°	CP..0602..	M2.5*5	Q08	√
A10K-SCLPR/L08	13	10	6	125	17	9	8°	CP..0802..	M3*6	Q08	√
A12M-SCLPR/L08	16	12	7	150	20	11	6°	CP..0802..	M3*6	Q08	√
A16N-SCLPR/L08	20	16	9	160	27	15	4°	CP..0802..	M3*6	Q08	√
A20Q-SCLPR/L08	25	20	11	180	34	18	2°	CP..0802..	M3*6	Q08	√
A12M-SCLPR/L09	16	12	9	150	20	11	10°	CP..0903..	M3.5*9	Q15	√
A16N-SCLPR/L09	20	16	9.5	160	27	15	8°	CP..0903..	M3.5*9	Q15	√
A20Q-SCLPR/L09	25	20	11.5	180	34	18	6°	CP..0903..	M3.5*9	Q15	√

适用 Suitable:德克刀片 DEREK Insert

Type S

SCLCR/L*H

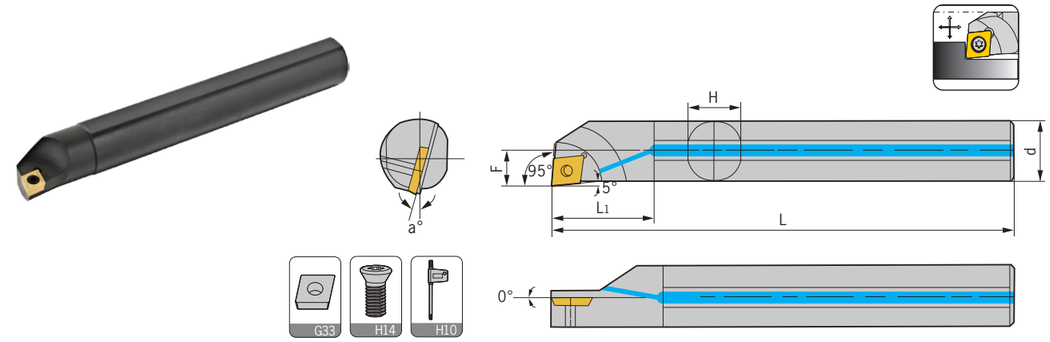

型号 Specification	最小加工径 Min dia	d	F	L	L1	H	a	刀片 Insert	螺丝 Screw	扳手 Wrench	出水孔 Water hole
S08K-SCLCR/L06H09	9	8	4.25	125	14	7	13°	CC..0602..	M2.5*5	Q08	-
S10K-SCLCR/L06H11	11	10	5.25	125	17	9	12°	CC..0602..	M2.5*6	Q08	-
S12M-SCLCR/L06H13	13	12	6.25	150	20	11	10°	CC..0602..	M2.5*6	Q08	-
S16N-SCLCR/L09H17	17	16	8.5	160	27	15	10°	CC..09T3..	M3.5*8	Q15	-
A08K-SCLCR/L06H09	9	8	4.25	125	14	7	13°	CC..0602..	M2.5*5	Q08	√
A10K-SCLCR/L06H11	11	10	5.25	125	17	9	12°	CC..0602..	M2.5*6	Q08	√
A12M-SCLCR/L06H13	13	12	6.25	150	20	11	10°	CC..0602..	M2.5*6	Q08	√
A16N-SCLCR/L09H17	17	16	8.5	160	27	15	10°	CC..09T3..	M3.5*8	Q15	√

适用 Suitable:德克刀片 DEREK Insert

Type S

SCZCR/L

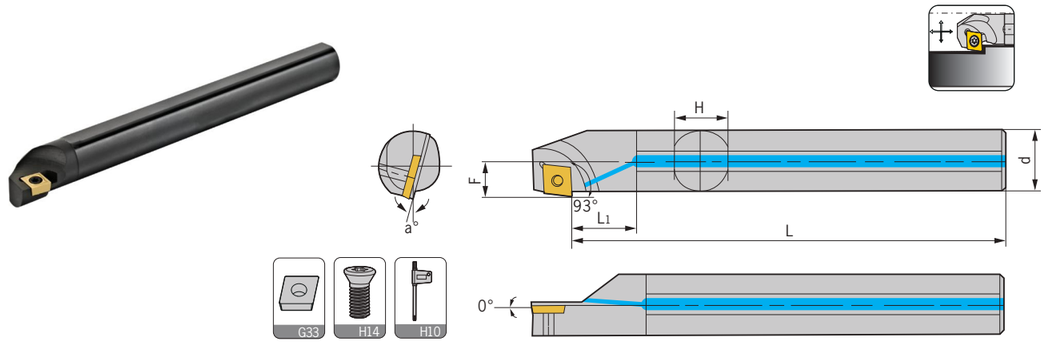

型号 Specification	最小加工径 Min dia	d	F	L	L1	H	a	刀片 Insert	螺丝 Screw	扳手 Wrench	出水孔 Water hole
S08K-SCZCR/L06	12	8	6.5	125	14	7	13°	CC..0602..	M2.5*5	Q08	-
S10K-SCZCR/L06	14	10	7.5	125	17	9	12°	CC..0602..	M2.5*5	Q08	-
S12M-SCZCR/L06	16	12	8.5	150	20	11	10°	CC..0602..	M2.5*6	Q08	-
S16Q-SCZCR/L06	20	16	10.5	160	27	15	8°	CC..0602..	M2.5*6	Q08	-
S16Q-SCZCR/L09	21	16	11.5	160	27	15	10°	CC..09T3..	M3.5*9	Q15	-
S20Q-SCZCR/L09	25	20	13.5	180	34	18	8°	CC..09T3..	M3.5*9	Q15	-
S25R-SCZCR/L09	32	25	16	200	43	23	6°	CC..09T3..	M3.5*9	Q15	-
H08K-SCZCR/L06	12	8	6.5	125	16	7	13°	CC..0602..	M2.5*5	Q08	-
H10K-SCZCR/L06	14	10	7.5	125	20	9	12°	CC..0602..	M2.5*6	Q08	-
H12M-SCZCR/L06	16	12	8.5	150	24	11	10°	CC..0602..	M2.5*6	Q08	-
H16N-SCZCR/L06	20	16	10.5	160	32	15	8°	CC..0602..	M2.5*7	Q08	-
H16N-SCZCR/L09	21	16	11.5	160	32	15	10°	CC..09T3..	M3.5*9	Q15	-
A08K-SCZCR/L06	12	8	6.5	125	14	7	13°	CC..0602..	M2.5*5	Q08	√
A10K-SCZCR/L06	14	10	7.5	125	17	9	12°	CC..0602..	M2.5*6	Q08	√
A12M-SCZCR/L06	16	12	8.5	150	20	11	10°	CC..0602..	M2.5*6	Q08	√
A16N-SCZCR/L09	21	16	11.5	160	27	15	10°	CC..09T3..	M3.5*9	Q15	√
A20Q-SCZCR/L09	25	20	13.5	180	34	18	8°	CC..09T3..	M3.5*9	Q15	√
A25R-SCZCR/L09	32	25	16	200	43	23	6°	CC..09T3..	M3.5*9	Q15	√

适用 Suitable:德克刀片 DEREK Insert

Type S

SDLCR/L

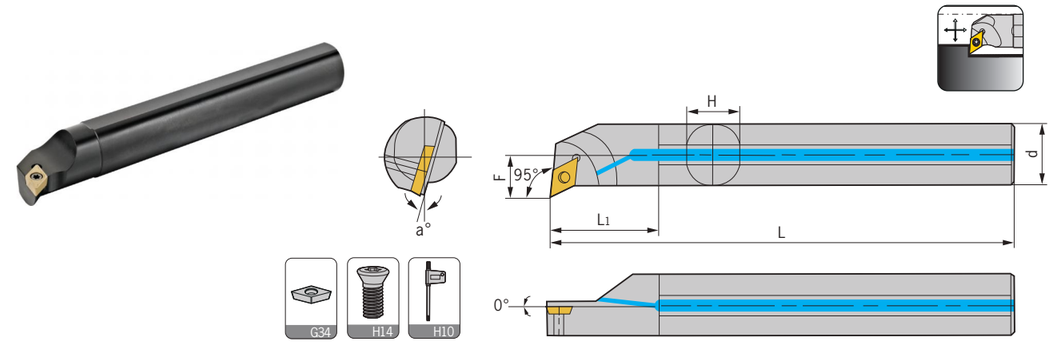

型号 Specification	最小加工径 Min dia	d	F	L	L1	H	a	刀片 Insert	螺丝 Screw	扳手 Wrench	出水孔 Water hole
S10K-SDLCR/L07	15	10	8	125	17	9	10°	DC..0702..	M2.5*6	Q08	-
S12M-SDLCR/L07	17	12	9	150	20	11	8°	DC..0702..	M2.5*6	Q08	-
S16Q-SDLCR/L07	22	16	11	160	27	15	6°	DC..0702..	M2.5*7	Q08	-
S20Q-SDLCR/L11	25	20	13	180	34	18	6°	DC..11T3..	M3.5*9	Q15	-
S25R-SDLCR/L11	32	25	16	200	43	23	4°	DC..11T3..	M3.5*9	Q15	-
S32S-SDLCR/L11	39	32	20	250	54	30	4°	DC..11T3..	M3.5*9	Q15	-
H10K-SDLCR/L07	15	10	8	125	20	9	10°	DC..0702..	M2.5*6	Q08	-
H12M-SDLCR/L07	17	12	9	150	24	11	8°	DC..0702..	M2.5*6	Q08	-
H16N-SDLCR/L07	22	16	11	160	32	15	6°	DC..0702..	M2.5*7	Q08	-
C10K-SDLCR/L07	15	10	8	125	17	9	10°	DC..0702..	M2.5*6	Q08	-
C12M-SDLCR/L07	17	12	9	150	20	11	8°	DC..0702..	M2.5*6	Q08	-
C16N-SDLCR/L07	22	16	11	160	27	15	6°	DC..0702..	M2.5*7	Q08	-
C20Q-SDLCR/L11	25	20	13	180	34	18	6°	DC..11T3..	M3.5*9	Q15	-
A10K-SDLCR/L07	15	10	8	125	17	9	10°	DC..0702..	M2.5*6	Q08	√
A12M-SDLCR/L07	17	12	9	150	20	11	8°	DC..0702..	M2.5*6	Q08	√
A16N-SDLCR/L07	22	16	11	160	24	15	6°	DC..0702..	M2.5*7	Q08	√
A20Q-SDLCR/L11	25	20	13	180	34	18	6°	DC..11T3..	M3.5*9	Q15	√
A25R-SDLCR/L11	32	25	16	200	43	23	4°	DC..11T3..	M3.5*9	Q15	√

适用 Suitable:德克刀片 DEREK Insert

车刀系列 TURNING TOOLS
外圆车刀 External turning tool
内孔车刀 Internal turning tool
螺纹车刀 Threading tool
切断&切槽车刀 Grooving tool

Type S

SDQCR/L

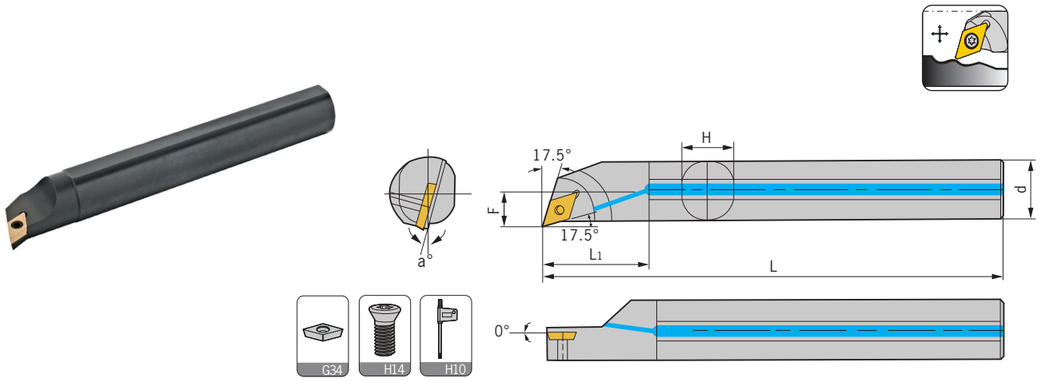

型号 Specification	最小加工径 Min dia	d	F	L	L1	H	a	刀片 Insert	螺丝 Screw	扳手 Wrench	出水孔 Water hole
S10K-SDQCR/L07	13	10	7	125	17	9	10°	DC..0702..	M2.5*5	Q08	-
S12M-SDQCR/L07	16	12	9	150	20	11	8°	DC..0702..	M2.5*6	Q08	-
S16Q-SDQCR/L07	20	16	10.5	160	27	15	6°	DC..0702..	M2.5*6	Q08	-
S20Q-SDQCR/L11	25	20	13	180	34	18	6°	DC..11T3..	M3.5*9	Q15	-
S25R-SDQCR/L11	32	25	16	200	43	23	4°	DC..11T3..	M3.5*9	Q15	-
S32S-SDQCR/L11	9	32	20	250	54	30	4°	DC..11T3..	M3.5*9	Q15	-
H10K-SDQCR/L07	13	10	7	125	17	9	10°	DC..0702..	M2.5*6	Q08	-
H12M-SDQCR/L07	16	12	9	150	20	11	8°	DC..0702..	M2.5*6	Q08	-
H16N-SDQCR/L07	20	16	10.5	160	27	15	6°	DC..0702..	M2.5*7	Q08	-
C10K-SDQCR/L07	13	10	7	150	17	9	10°	DC..0702..	M2.5*5	Q08	-
C12M-SDQCR/L07	16	12	9	180	20	11	8°	DC..0702..	M2.5*6	Q08	-
C16N-SDQCR/L07	20	16	10.5	200	27	15	6°	DC..0702..	M2.5*6	Q08	-
C20Q-SDQCR/L11	25	20	13	250	34	19	6°	DC..11T3..	M3.5*9	Q15	-
A10K-SDQCR/L07	13	10	7	125	17	9	10°	DC..0702..	M2.5*6	Q08	√
A12M-SDQCR/L07	16	12	9	150	20	11	8°	DC..0702..	M2.5*6	Q08	√
A16N-SDQCR/L07	20	16	10.5	160	27	15	6°	DC..0702..	M3.5*9	Q08	√
A20Q-SDQCR/L11	25	20	13	180	34	18	6°	DC..11T3..	M3.5*9	Q15	√
A25R-SDQCR/L11	32	25	16	200	43	23	4°	DC..11T3..	M3.5*9	Q15	√

适用 Suitable:德克刀片 DEREK Insert

Type S

SDUCR/L

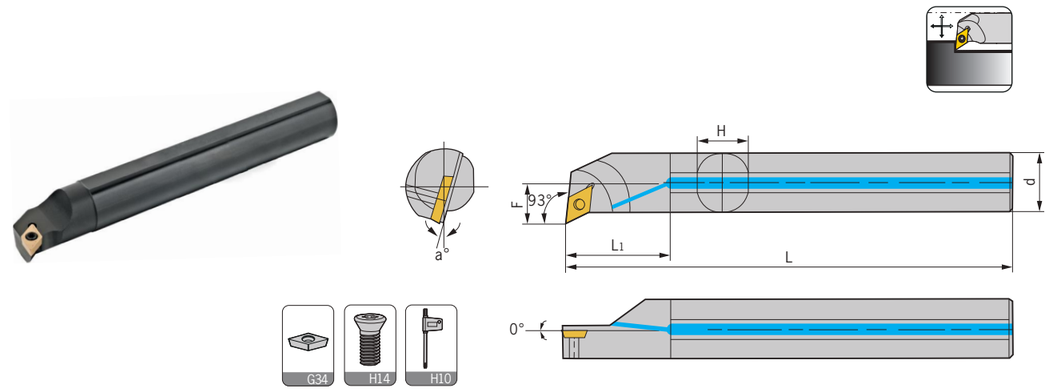

型号 Specification	最小加工径 Min dia	d	F	L	L1	H	a	刀片 Insert	螺丝 Screw	扳手 Wrench	出水孔 Water hole
S10K-SDUCR/L07	15	10	8	125	17	9	10°	DC..0702..	M2.5*5	Q08	-
S12M-SDUCR/L07	17	12	9	150	20	11	8°	DC..0702..	M2.5*6	Q08	-
S14N-SDUCR/L07	19	16	10	160	24	13	6°	DC..0702..	M2.5*6	Q08	-
S16Q-SDUCR/L07	22	16	11	160	27	15	6°	DC..0702..	M2.5*6	Q08	-
S20Q-SDUCR/L07	25	20	13	180	34	18	6°	DC..0702..	M2.5*6	Q08	-
S16Q-SDUCR/L11	22	16	11	160	27	15	8°	DC..11T3..	M3.5*9	Q15	-
S20Q-SDUCR/L11	25	20	13	180	34	18	6°	DC..11T3..	M3.5*9	Q15	-
S25R-SDUCR/L11	32	25	16	200	43	23	4°	DC..11T3..	M3.5*9	Q15	-
S32S-SDUCR/L11	39	32	20	250	54	30	4°	DC..11T3..	M3.5*9	Q15	-
S40T-SDUCR/L11	50	40	24	300	68	37	2°	DC..11T3..	M3.5*9	Q15	-
H10K-SDUCR/L07	15	10	8	125	20	9	10°	DC..0702..	M2.5*6	Q08	-
H12M-SDUCR/L07	17	12	9	150	24	11	8°	DC..0702..	M2.5*6	Q08	-
H16N-SDUCR/L07	22	16	11	160	32	15	6°	DC..0702..	M2.5*7	Q08	-
C10K-SDUCR/L07	15	10	8	125	17	9	10°	DC..0702..	M2.5*5	Q08	-
C12M-SDUCR/L07	17	12	9	150	20	11	8°	DC..0702..	M2.5*6	Q08	-
C16N-SDUCR/L07	22	16	11	160	27	15	6°	DC..0702..	M2.5*6	Q08	-
C20Q-SDUCR/L11	25	20	13	180	34	19	6°	DC..11T3..	M3.5*9	Q15	-
A10K-SDUCR/L07	15	10	8	125	17	9	10°	DC..0702..	M2.5*6	Q08	√
A12M-SDUCR/L07	17	12	9	150	20	11	8°	DC..0702..	M2.5*6	Q08	√
A14N-SDUCR/L07	19	16	10	160	24	13	6°	DC..0702..	M2.5*6	Q08	√
A16N-SDUCR/L07	22	16	11	160	27	15	6°	DC..0702..	M2.5*6	Q08	√
A20Q-SDUCR/L07	25	20	13	180	34	18	6°	DC..0702..	M3.5*9	Q08	√
A16N-SDUCR/L11	22	16	11	160	27	15	8°	DC..11T3..	M3.5*9	Q15	√
A20Q-SDUCR/L11	25	20	13	180	34	18	6°	DC..11T3..	M3.5*9	Q15	√
A25R-SDUCR/L11	32	25	16	200	43	23	4°	DC..11T3..	M3.5*9	Q15	√

适用 Suitable:德克刀片 DEREK Insert

Type S

SDWCR/L

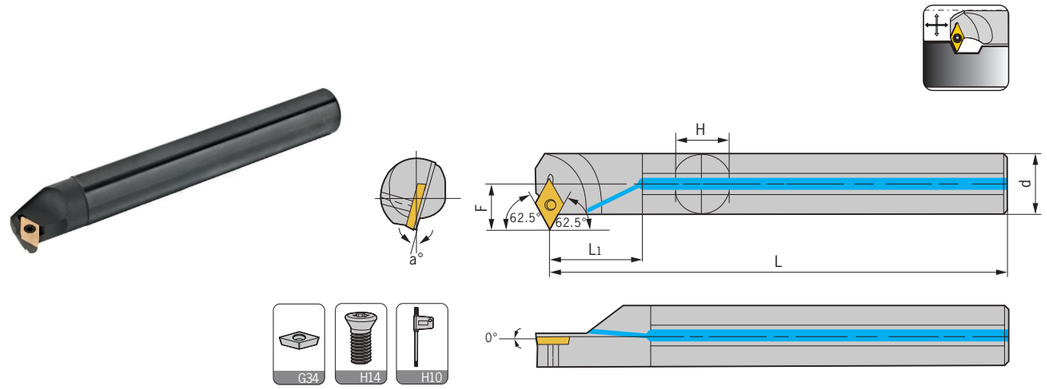

型号 Specification	最小加工径 Min dia	d	F	L	L1	H	a	刀片 Insert	螺丝 Screw	扳手 Wrench	出水孔 Water hole
S12M-SDWCR/L07	19	12	10.5	150	20	11	10°	DC..0702..	M2.5*5	Q08	-
S16Q-SDWCR/L07	23	16	12.5	160	27	15	8°	DC..0702..	M2.5*6	Q08	-
S20Q-SDWCR/L07	27	20	14.5	180	34	18	6°	DC..0702..	M2.5*6	Q08	-
S20Q-SDWCR/L11	25	20	14.5	180	34	18	6°	DC..11T3..	M3.5*9	Q15	-
S25R-SDWCR/L11	32	25	17	200	43	23	4°	DC..11T3..	M3.5*9	Q15	-
S32S-SDWCR/L11	40	32	20	250	54	30	2°	DC..11T3..	M3.5*9	Q15	-
H12M-SDWCR/L07	19	12	10.5	150	20	11	10°	DC..0702..	M2.5*7	Q08	-
H16N-SDWCR/L07	23	16	12.5	160	27	15	8°	DC..0702..	M2.5*7	Q08	-
A12M-SDWCR/L07	19	12	10.5	150	20	11	10°	DC..0702..	M2.5*7	Q08	√
A16N-SDWCR/L07	23	16	12.5	160	27	15	8°	DC..0702..	M2.5*7	Q08	√
A20Q-SDWCR/L07	27	20	14.5	180	34	18	6°	DC..0702..	M2.5*7	Q08	√
A20Q-SDWCR/L11	25	20	14.5	180	34	18	6°	DC..11T3..	M3.5*9	Q15	√
A25R-SDWCR/L11	32	25	17	200	43	23	4°	DC..11T3..	M3.5*9	Q15	√
A32S-SDWCR/L11	40	32	20	250	54	30	2°	DC..11T3..	M3.5*9	Q15	√

适用 Suitable:德克刀片 DEREK Insert

Type S

SDZCR/L

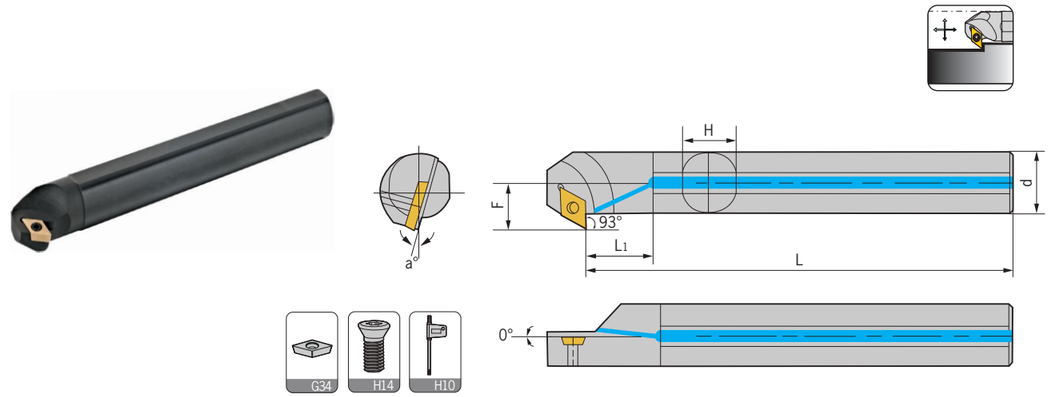

型号 Specification	最小加工径 Min dia	d	F	L	L1	H	a	刀片 Insert	螺丝 Screw	扳手 Wrench	出水孔 Water hole
S10K-SDZCR/L07	15	10	8.5	125	17	9	12°	DC..0702..	M2.5*5	Q08	-
S12M-SDZCR/L07	18	12	9.5	150	20	11	10°	DC..0702..	M2.5*5	Q08	-
S16Q-SDZCR/L07	24	16	11.5	160	27	15	8°	DC..0702..	M2.5*8	Q08	-
S20Q-SDZCR/L11	28	20	14.5	180	34	18	8°	DC..11T3..	M3.5*9	Q15	-
S25R-SDZCR/L11	34	25	17	200	43	23	6°	DC..11T3..	M3.5*9	Q15	-
S32S-SDZCR/L11	38	32	20.5	250	54	30	4°	DC..11T3..	M3.5*9	Q15	-
H10Q-SDZCR/L07	15	10	8.5	125	17	9	12°	DC..0702..	M2.5*6	Q08	-
H12M-SDZCR/L07	18	12	9.5	150	20	11	10°	DC..0702..	M2.5*7	Q08	-
H16N-SDZCR/L07	24	16	11.5	160	27	15	8°	DC..0702..	M2.5*7	Q08	-
A10K-SDZCR/L07	15	10	8.5	125	17	9	12°	DC..0702..	M2.5*6	Q08	√
A12M-SDZCR/L07	18	12	9.5	150	20	11	10°	DC..0702..	M2.5*6	Q08	√
A16N-SDZCR/L07	24	16	11.5	160	27	15	8°	DC..0702..	M2.5*6	Q08	√
A20Q-SDZCR/L07	26	20	13.5	180	20	18	8°	DC..0702..	M3.5*9	Q08	√
A25R-SDZCR/L07	32	25	16	200	27	23	8°	DC..0702..	M2.5*7	Q08	√
A20Q-SDZCR/L11	28	20	14.5	180	34	18	8°	DC..11T3..	M3.5*9	Q15	√
A25R-SDZCR/L11	34	25	17	200	43	23	6°	DC..11T3..	M3.5*9	Q15	√
A32S-SDZCR/L11	38	32	20.5	250	54	30	4°	DC..11T3..	M3.5*9	Q15	√

适用 Suitable:德克刀片 DEREK Insert

Type S

SDXCR/L

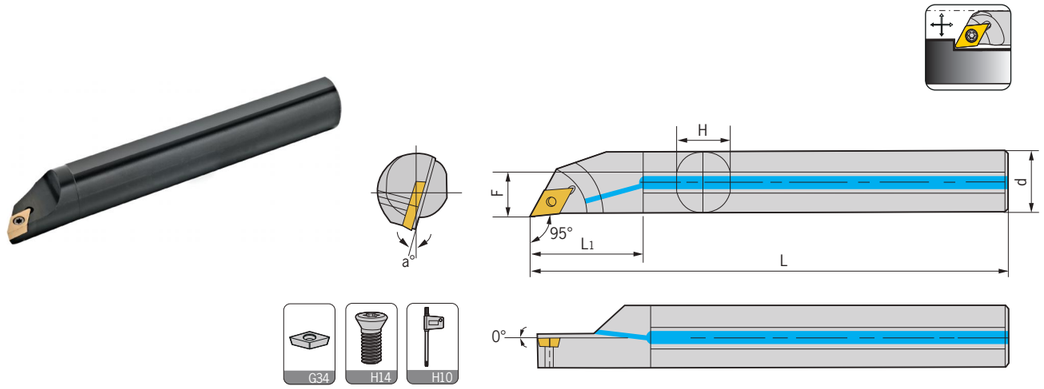

型号 Specification	最小加工径 Min dia	d	F	L	L1	H	a	刀片 Insert	螺丝 Screw	扳手 Wrench	出水孔 Water hole
S08K-SDXCR/L07-G5	10	8	5	125	14	7	12°	DC..0702..	M2.5*5	Q08	-
S10K-SDXCR/L07-G5	13	10	6	125	17	9	10°	DC..0702..	M2.5*5	Q08	-
S12M-SDXCR/L07-G5	16	12	7	150	20	11	8°	DC..0702..	M2.5*6	Q08	-
S16N-SDXCR/L07-G5	20	16	9	160	27	15	6°	DC..0702..	M2.5*7	Q08	-
S16N-SDXCR/L11-G5	20	16	9	160	27	15	8°	DC..11T3..	M3.5*8	Q15	-
S20Q-SDXCR/L11-G5	25	20	11.5	180	34	18	6°	DC..11T3..	M3.5*9	Q15	-
S25R-SDXCR/L11-G5	32	25	14	200	43	23	4°	DC..11T3..	M3.5*9	Q15	-
H08K-SDXCR/L07-G5	10	8	5	125	16	7	12°	DC..0702..	M2.5*5	Q08	-
H10K-SDXCR/L07-G5	13	10	6	125	20	9	10°	DC..0702..	M2.5*5	Q08	-
H12M-SDXCR/L07-G5	16	12	7	150	24	11	8°	DC..0702..	M2.5*6	Q08	-
H16N-SDXCR/L07-G5	20	16	9	160	32	15	6°	DC..0702..	M2.5*7	Q08	-
A08K-SDXCR/L07-G5	10	8	5	125	14	7	12°	DC..0702..	M2.5*5	Q08	√
A10K-SDXCR/L07-G5	13	10	6	125	17	9	10°	DC..0702..	M2.5*5	Q08	√
A12M-SDXCR/L07-G5	16	12	7	150	20	11	8°	DC..0702..	M2.5*6	Q08	√
A16N-SDXCR/L07-G5	20	16	9	160	27	15	6°	DC..0702..	M2.5*7	Q08	√
A16N-SDXCR/L11-G5	20	16	9	160	27	15	8°	DC..11T3..	M3.5*8	Q15	√
A20Q-SDXCR/L11-G5	25	20	11.5	180	34	18	6°	DC..11T3..	M3.5*9	Q15	√
A25R-SDXCR/L11-G5	32	25	14	200	43	23	4°	DC..11T3..	M3.5*9	Q15	√

适用 Suitable:德克刀片 DEREK Insert

Type S

SSK*R/L

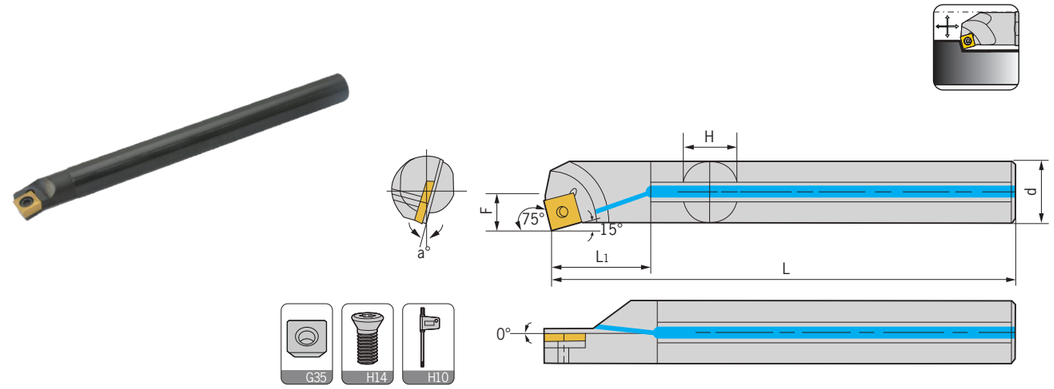

型号 Specification	最小加工径 Min dia	d	F	L	L1	H	a	刀片 Insert	螺丝 Screw	扳手 Wrench	出水孔 Water hole
S12M-SSKCR/L09	16	12	8.5	150	20	11	12°	SC..09T3..	M3.5*9	Q15	-
S16Q-SSKCR/L09	20	16	10.5	160	27	15	10°	SC..09T3..	M3.5*9	Q15	-
S20Q-SSKCR/L09	24	20	12.5	180	34	18	8°	SC..09T3..	M3.5*9	Q15	-
S25R-SSKCR/L09	31	25	15	200	43	23	6°	SC..09T3..	M3.5*9	Q15	-
H12M-SSKCR/L09	16	12	8.5	150	20	11	12°	SC..09T3..	M3.5*8	Q15	-
H16N-SSKCR/L09	20	16	10.5	160	27	15	10°	SC..09T3..	M3.5*8	Q15	-
S12M-SSKPR/L09	16	12	8.5	150	20	11	8°	SP..0903..	M3.5*8	Q15	-
S16Q-SSKPR/L09	20	16	10.5	160	27	15	6°	SP..0903..	M3.5*8	Q15	-
H12M-SSKPR/L09	16	12	8.5	150	20	11	8°	SP..0903..	M3.5*8	Q15	-
H16N-SSKPR/L09	20	16	10.5	160	27	15	6°	SP..0903..	M3.5*8	Q15	-
A12M-SSKCR/L09	16	12	8.5	150	20	11	12°	SC..09T3..	M3.5*8	Q15	√
A16N-SSKCR/L09	20	16	10.5	160	27	15	10°	SC..09T3..	M3.5*8	Q15	√
A20Q-SSKCR/L09	24	20	12.5	180	34	18	8°	SC..09T3..	M3.5*9	Q15	√
A25R-SSKCR/L09	31	25	15	200	43	23	6°	SC..09T3..	M3.5*9	Q15	√
A12M-SSKPR/L09	16	12	8.5	150	20	11	8°	SP..0903..	M3.5*8	Q15	√
A16N-SSKPR/L09	20	16	10.5	160	27	15	6°	SP..0903..	M3.5*8	Q15	√

适用 Suitable:德克刀片 DEREK Insert

车刀系列 TURNING TOOLS
外圆车刀 External turning tool
内孔车刀 Internal turning tool
螺纹车刀 Threading tool
切断&切槽车刀 Grooving tool

Type S

SSS*R/L

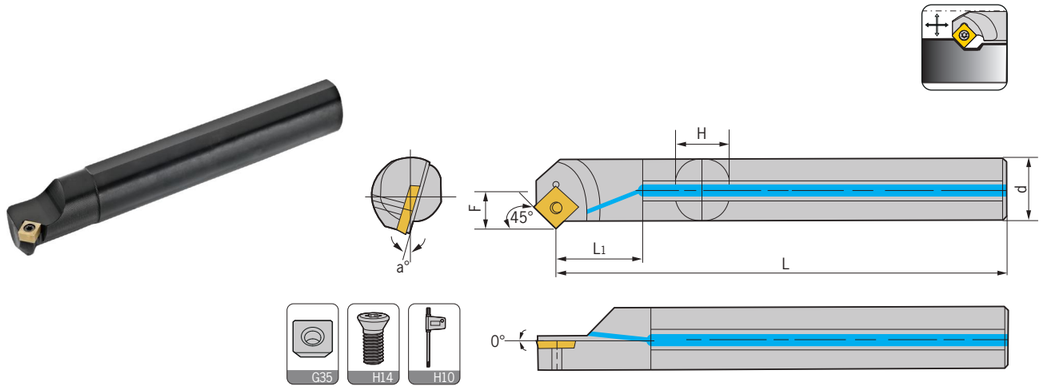

型号 Specification	最小加工径 Min dia	d	F	L	L1	H	a	刀片 Insert	螺丝 Screw	扳手 Wrench	出水孔 Water hole
S12M-SSSCR/L09	16	12	8.5	150	20	11	12°	SC..09T3..	M3.5*9	Q15	-
S16Q-SSSCR/L09	22	16	11.5	160	27	15	10°	SC..09T3..	M3.5*9	Q15	-
S20Q-SSSCR/L09	26	20	13.5	180	34	18	8°	SC..09T3..	M3.5*9	Q15	-
S25R-SSSCR/L09	31	25	16	200	43	23	6°	SC..09T3..	M3.5*9	Q15	-
S32S-SSSCR/L09	38	32	19.5	250	58	30	4°	SC..09T3..	M3.5*9	Q15	-
H12M-SSSCR/L09	16	12	8.5	150	20	11	12°	SC..09T3..	M3.5*8	Q15	-
H16N-SSSCR/L09	22	16	11.5	160	27	15	10°	SC..09T3..	M3.5*9	Q15	-
S12M-SSSPR/L09	16	12	9	150	20	11	8°	SP..0903..	M3.5*9	Q15	-
S16Q-SSSPR/L09	20	16	11	160	27	15	6°	SP..0903..	M3.5*9	Q15	-
S20Q-SSSPR/L09	24	20	13	180	34	18	4°	SP..0903..	M3.5*9	Q15	-
S25R-SSSPR/L09	32	25	17	200	43	23	2°	SP..0903..	M3.5*9	Q15	-
S32S-SSSPR/L09	40	32	22	250	58	30	0°	SP..0903..	M3.5*9	Q15	-
H12M-SSSPR/L09	16	12	9	150	20	11	8°	SP..0903..	M3.5*9	Q15	-
H16N-SSSPR/L09	20	16	11	160	27	15	6°	SP..0903..	M3.5*9	Q15	-
A12M-SSSCR/L09	16	12	8.5	150	20	11	12°	SC..09T3..	M3.5*8	Q15	√
A16N-SSSCR/L09	22	16	11.5	160	27	15	10°	SC..09T3..	M3.5*9	Q15	√
A20Q-SSSCR/L09	26	20	13.5	180	34	18	8°	SC..09T3..	M3.5*9	Q15	√
A25R-SSSCR/L09	31	25	16	200	43	23	6°	SC..09T3..	M3.5*9	Q15	√
A12M-SSSPR/L09	16	12	9	150	20	11	8°	SP..0903..	M3.5*7	Q15	√
A16N-SSSPR/L09	20	16	11	160	27	15	6°	SP..0903..	M3.5*7	Q15	√
A20Q-SSSPR/L09	24	20	13	180	34	18	4°	SP..0903..	M3.5*9	Q15	√
A25R-SSSPR/L09	32	25	17	200	43	23	2°	SP..0903..	M3.5*9	Q15	√

适用 Suitable:德克刀片 DEREK Insert

Type S

STFCR/L

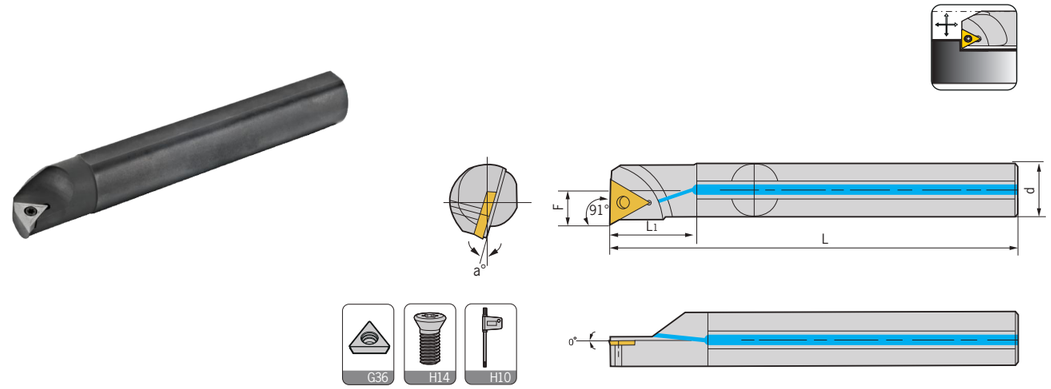

型号 Specification	最小加工径 Min dia	d	F	L1	L	H	a	刀片 Insert	螺丝 Screw	扳手 Wrench	出水孔 Water hole
S08K-STFCR/L09	11	8	5.5	15	125	7	15°	TC..0902..	M2.2*5	Q06	-
S10K-STFCR/L09	13	10	6	17	125	9	13°	TC..0902..	M2.2*5	Q06	-
S12M-STFCR/L09	16	12	7	20	150	11	10°	TC..0902..	M2.2*5	Q06	-
S10K-STFCR/L11	12	10	6	17	125	9	12°	TC..1102..	M2.5*6	Q08	-
S12M-STFCR/L11	14	12	7	20	150	11	10°	TC..1102..	M2.5*6	Q08	-
S16Q-STFCR/L11	20	16	9	27	160	15	8°	TC..1102..	M2.5*8	Q08	-
S20Q-STFCR/L11	25	20	11	34	180	18	6°	TC..1102..	M2.5*8	Q08	-
S20Q-STFCR/L16	25	20	11.5	34	180	18	8°	TC..16T3..	M3.5*9	Q15	-
S25R-STFCR/L16	31	25	14	43	200	23	6°	TC..16T3..	M3.5*9	Q15	-
S32S-STFCR/L16	39	32	17.5	54	250	30	4°	TC..16T3..	M3.5*9	Q15	-
S40T-STFCR/L16	50	40	21.5	68	300	37	2°	TC..16T3..	M3.5*9	Q15	-
H08K-STFCR/L09	11	8	5.5	15	125	7	15°	TC..0902..	M2.2*6	Q06	-
H10K-STFCR/L09	13	10	6	17	125	9	13°	TC..0902..	M2.2*5	Q06	-
H10K-STFCR/L11	13	10	6	17	125	9	12°	TC..1102..	M2.5*6	Q08	-
H12M-STFCR/L11	14	12	7	20	150	11	10°	TC..1102..	M2.5*6	Q08	-
H16N-STFCR/L11	20	16	9	27	160	15	8°	TC..1102..	M2.5*7	Q08	-
C08K-STFCR/L09	11	8	5.5	15	125	7	15°	TC..0902..	M2.2*5	Q06	-
C10M-STFCR/L09	13	10	6	17	150	9	13°	TC..0902..	M2.2*5	Q06	-
C12Q-STFCR/L09	16	12	7	20	180	11	10°	TC..0902..	M2.2*5	Q06	-
C10M-STFCR/L11	13	10	6	17	150	9	12°	TC..1102..	M2.5*6	Q08	-
C12Q-STFCR/L11	14	12	7	20	180	11	10°	TC..1102..	M2.5*6	Q08	-
C16R-STFCR/L11	20	16	9	27	200	15	8°	TC..1102..	M2.5*8	Q08	-
C20S-STFCR/L11	25	20	11	34	250	19	8°	TC..1102..	M2.5*8	Q08	-
A08K-STFCR/L09	11	8	5.5	15	125	7	15°	TC..0902..	M2.2*6	Q06	√
A10K-STFCR/L09	13	10	6	17	125	9	13°	TC..0902..	M2.2*6	Q06	√
A12M-STFCR/L11	14	12	7	20	150	11	10°	TC..1102..	M2.5*6	Q08	√
A16N-STFCR/L11	20	16	9	27	160	15	8°	TC..1102..	M2.5*7	Q08	√
A20Q-STFCR/L16	25	20	11.5	34	180	18	8°	TC..16T3..	M3.5*9	Q15	√
A25R-STFCR/L16	31	25	14	43	200	23	6°	TC..16T3..	M3.5*9	Q15	√

适用 Suitable:德克刀片 DEREK Insert

Type S

STFPR/L

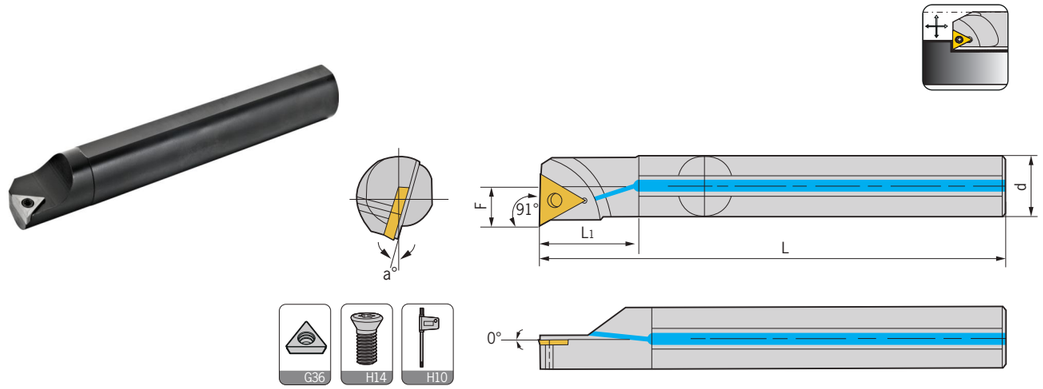

型号 Specification	最小加工径 Min dia	d	F	L1	L	H	a	刀片 Insert	螺丝 Screw	扳手 Wrench	出水孔 Water hole
S10K-STFPR/L08	13	10	6	17	125	9	8°	TP..0802..	M2*5	Q06	-
S08K-STFPR/L09	11	8	5	15	125	7	10°	TP..0902..	M2.5*6	Q08	-
S10K-STFPR/L09	13	10	6	17	125	9	8°	TP..0902..	M2.5*6	Q08	-
S10K-STFPR/L11	13	10	6	17	125	9	12°	TP..1103..	M3*6	Q08	-
S12M-STFPR/L11	16	12	7	20	150	11	10°	TP..1103..	M3*8	Q08	-
S16Q-STFPR/L11	20	16	9	27	160	15	8°	TP..1103..	M3*8	Q08	-
S20Q-STFPR/L11	24	20	11	34	180	18	6°	TP..1103..	M3*8	Q08	-
S20Q-STFPR/L16	24	20	11.5	34	180	18	6°	TP..1603..	M3.5*9	Q15	-
S25R-STFPR/L16	31	25	14	43	200	23	4°	TP..1603..	M3.5*9	Q15	-
C08K-STFPR/L09	11	8	5	15	125	7	10°	TP..0902..	M2.5*6	Q08	-
C10M-STFPR/L09	13	10	6	17	150	9	8°	TP..0902..	M2.5*6	Q08	-
C10M-STFPR/L11	13	10	6	17	150	9	12°	TP..1103..	M3*6	Q08	-
C12Q-STFPR/L11	16	12	7	20	180	11	10°	TP..1103..	M3*6	Q08	-
C16R-STFPR/L11	20	16	9	27	200	15	8°	TP..1103..	M3*8	Q08	-
C20S-STFPR/L11	24	20	11	34	250	19	6°	TP..1103..	M3*8	Q08	-
H08K-STFPR/L09	11	8	5	15	125	7	10°	TP..0902..	M2.5*5	Q08	-
H10K-STFPR/L09	13	10	6	17	125	9	8°	TP..0902..	M2.5*6	Q08	-
H10K-STFPR/L11	13	10	6	17	125	9	12°	TP..1103..	M3*6	Q08	-
H12M-STFPR/L11	16	12	7	20	150	11	10°	TP..1103..	M3*6	Q08	-
H16N-STFPR/L11	20	16	9	27	160	15	8°	TP..1103..	M3*7	Q08	-
A10K-STFPR/L08	13	10	6	17	125	9	8°	TP..0802..	M2*5	Q06	√
A08K-STFPR/L09	11	8	5	15	125	7	10°	TP..0902..	M2.5*6	Q08	√
A10K-STFPR/L09	13	10	6	17	125	9	8°	TP..0902..	M2.5*6	Q08	√
A12M-STFPR/L11	16	12	7	20	150	11	10°	TP..1103..	M3*6	Q08	√
A16N-STFPR/L11	20	16	9	27	160	15	8°	TP..1103..	M3*7	Q08	√
A20Q-STFPR/L16	24	20	11.5	34	180	18	6°	TP..1603..	M3.5*9	Q15	√
A25R-STFPR/L16	31	25	14	43	200	23	4°	TP..1603..	M3.5*9	Q15	√

适用 Suitable:德克刀片 DEREK Insert

Type S

STUCR/L

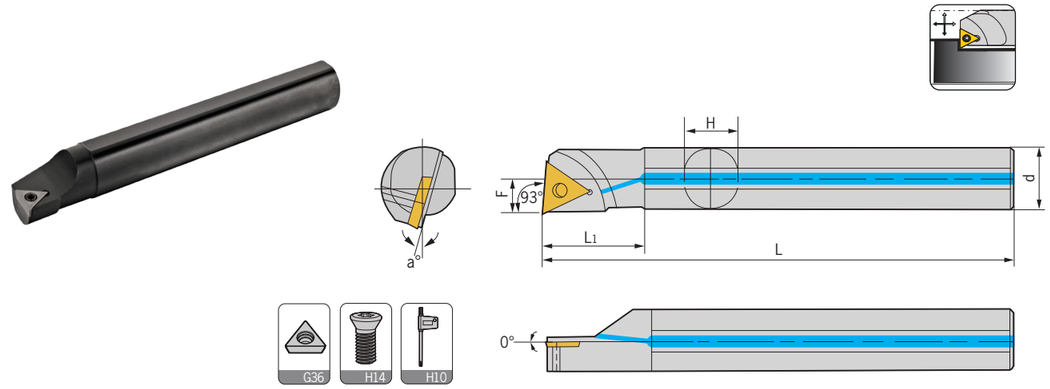

型号 Specification	最小加工径 Min dia	d	F	L1	L	H	a	刀片 Insert	螺丝 Screw	扳手 Wrench	出水孔 Water hole
S08K-STUCR/L09	11	8	5	15	125	7	10°	TC..0902..	M2.5*5	Q06	-
S08K-STUCR/09-A16	11	16	5	20	125	15	10°	TC..0902..	M2.5*5	Q06	-
S10K-STUCR/L09	13	10	6	17	125	9	8°	TC..0902..	M2.5*5	Q06	-
S10K-STUCR/L09-A16	13	16	6	27	125	15	8°	TC..0902..	M2.5*5	Q06	-
S10K-STUCR/L11	13	10	6	17	125	9	12°	TC..1102..	M2.5*5	Q08	-
S10K-STUCR/L11-A16	13	16	6	27	125	15	12°	TC..1102..	M2.5*5	Q08	-
S12M-STUCR/L11	16	12	7	20	150	11	10°	TC..1102..	M2.5*6	Q08	-
S12M-STUCR/L11-A16	16	16	7	34	150	15	10°	TC..1102..	M2.5*6	Q08	-
S16Q-STUCR/L11	20	16	9	27	160	15	8°	TC..1102..	M2.5*6	Q08	-
S20Q-STUCR/L11	24	20	11	34	180	18	6°	TC..1102..	M2.5*8	Q08	-
S20Q-STUCR/L16	25	20	11.5	34	180	18	8°	TC..16T3..	M3.5*9	Q15	-
S25R-STUCR/L16	31	25	14	43	200	23	6°	TC..16T3..	M3.5*9	Q15	-
S32S-STUCR/L16	39	32	17.5	54	250	30	4°	TC..16T3..	M3.5*9	Q15	-
S40T-STUCR/L16	50	40	21.5	68	300	37	2°	TC..16T3..	M3.5*9	Q15	-
H08K-STUCR/L09	11	8	5	15	125	7	10°	TC..0902..	M2.2*5	Q06	-
H10K-STUCR/L09	13	10	6	17	150	9	8°	TC..0902..	M2.2*5	Q06	-
H10K-STUCR/L11	13	10	6	17	150	9	8°	TC..1102..	M2.5*7	Q08	-
H12M-STUCR/L11	16	12	7	20	180	11	6°	TC..1102..	M2.5*6	Q08	-
H16R-STUCR/L11	20	16	9	27	200	15	4°	TC..1102..	M2.5*7	Q08	-
A08K-STUCR/L09	11	8	5	15	125	7	10°	TC..0902..	M2.2*5	Q06	√
A10K-STUCR/L11	13	10	6	17	125	9	12°	TC..1102..	M2.2*5	Q08	√
A12M-STUCR/L11	16	12	7	20	150	11	10°	TC..1102..	M2.5*6	Q08	√
A16N-STUCR/L11	20	16	9	27	160	15	8°	TC..1102..	M2.5*6	Q08	√
A20Q-STUCR/L11	24	20	11	34	180	18	6°	TC..1102..	M2.5*6	Q08	√

适用 Suitable:德克刀片 DEREK Insert

Type S

STUPR/L





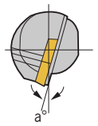

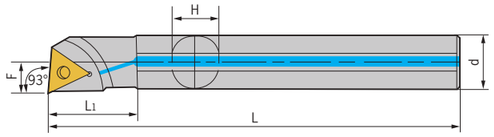

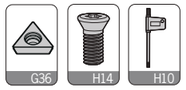



型号 Specification	最小加工径 Min dia	d	F	L1	L	H	a	刀片 Insert	螺丝 Screw	扳手 Wrench	出水孔 Water hole
S08K-STUPR/L09	11	8	5	15	125	7	10°	TP..0902..	M2.5*6	Q08	-
S10K-STUPR/L09	13	10	6	17	125	9	8°	TP..0902..	M2.5*6	Q08	-
S10K-STUPR/L11	13	10	6	17	125	9	12°	TP..1103..	M3*6	Q08	-
S12M-STUPR/L11	16	12	7	20	150	11	10°	TP..1103..	M3*6	Q08	-
S16Q-STUPR/L11	20	16	9	27	160	15	8°	TP..1103..	M3*8	Q08	-
S20Q-STUPR/L11	24	20	11	34	180	18	6°	TP..1103..	M3*8	Q08	-
S20Q-STUPR/L16	24	20	11.5	34	180	18	6°	TP..1603..	M3.5*9	Q15	-
S25R-STUPR/L16	31	25	14.5	43	200	24	4°	TP..1603..	M3.5*9	Q15	-
A08K-STUPR/L09	11	8	5	15	125	7	10°	TP..0902..	M2.5*5	Q08	√
A10K-STUPR/L11	13	10	6	17	125	9	12°	TP..1103..	M3*6	Q08	√
A12M-STUPR/L11	16	12	7	20	150	11	10°	TP..1103..	M3*6	Q08	√
A16N-STUPR/L11	20	16	9	27	160	15	8°	TP..1103..	M3*6	Q08	√
A20Q-STUPR/L16	24	20	11.5	34	180	18	6°	TP..1603..	M3.5*9	Q15	√
A25R-STUPR/L16	31	25	14.5	43	200	23	4°	TP..1603..	M3.5*9	Q15	√

适用 Suitable:德克刀片 DEREK Insert

Type S

STWCR/L





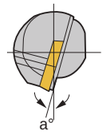

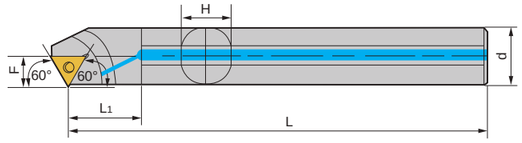

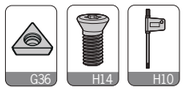

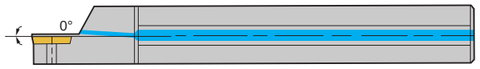

型号 Specification	最小加工径 Min dia	d	F	L1	L	H	a	刀片 Insert	螺丝 Screw	扳手 Wrench	出水孔 Water hole
S08K-STWCR/L09	11	8	5.5	15	125	7	12°	TC..0902..	M2.2*5	Q06	-
S10K-STWCR/L11	14	10	8	17	125	9	10°	TC..1102..	M2.5*6	Q08	-
S12M-STWCR/L11	16	12	9	20	150	11	8°	TC..1102..	M2.5*6	Q08	-
S16Q-STWCR/L11	20	16	11	27	160	15	6°	TC..1102..	M2.5*8	Q08	-
S20Q-STWCR/L11	25	20	13	34	180	18	4°	TC..1102..	M2.5*8	Q08	-
S25R-STWCR/L11	31	25	15	43	200	23	2°	TC..1102..	M2.5*8	Q08	-
S32S-STWCR/L11	39	32	19	54	250	30	0°	TC..1102..	M2.5*8	Q08	-
S20Q-STWCR/L16	25	20	14.5	34	180	18	8°	TC..16T3..	M3.5*9	Q15	-
S25R-STWCR/L16	32	25	17	43	200	23	6°	TC..16T3..	M3.5*9	Q15	-
S32S-STWCR/L16	39	32	20	54	250	30	4°	TC..16T3..	M3.5*9	Q15	-
S40T-STWCR/L16	50	40	24	68	300	37	0°	TC..16T3..	M3.5*9	Q15	-
H08K-STWCR/L09	11	8	5.5	15	125	7	12°	TC..0902..	M2.2*5	Q06	-
H10K-STWCR/L11	14	10	8	17	125	9	10°	TC..1102..	M2.5*7	Q08	-
H12M-STWCR/L11	16	12	9	20	150	11	8°	TC..1102..	M2.5*7	Q08	-
H16N-STWCR/L11	20	16	11	27	160	15	6°	TC..1102..	M2.5*7	Q08	-
H20Q-STWCR/L11	25	20	13	34	180	18	4°	TC..1102..	M2.5*7	Q08	-
A08K-STWCR/L09	11	8	5.5	15	125	7	12°	TC..0902..	M2.2*5	Q06	√
A10K-STWCR/L11	14	10	8	17	125	9	10°	TC..1102..	M2.5*7	Q08	√
A12M-STWCR/L11	16	12	9	20	150	11	8°	TC..1102..	M2.5*7	Q08	√
A16N-STWCR/L11	20	16	11	27	160	15	6°	TC..1102..	M2.5*7	Q08	√
A20Q-STWCR/L11	25	20	13	34	180	18	4°	TC..1102..	M2.5*7	Q08	√
A20Q-STWCR/L16	25	20	14.5	34	180	18	8°	TC..16T3..	M3.5*9	Q15	√

适用 Suitable:德克刀片 DEREK Insert

Type S

SVQ*R/L

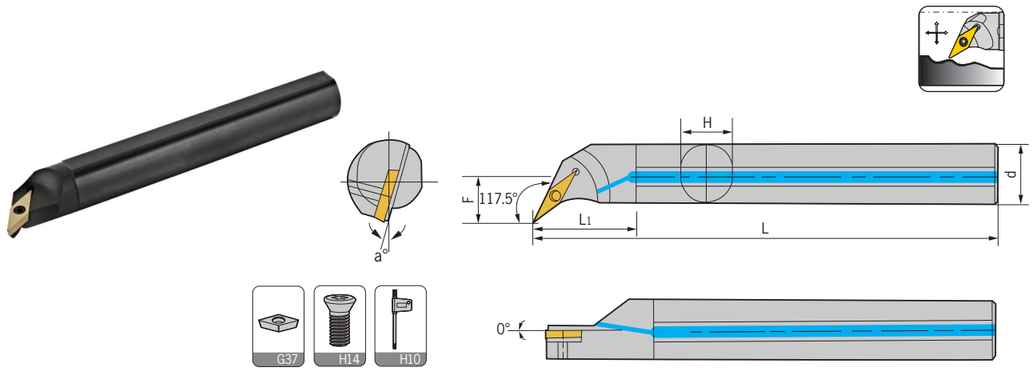

型号 Specification	最小加工径 Min dia	d	F	L1	L	H	a	刀片 Insert	螺丝 Screw	扳手 Wrench	出水孔 Water hole
S12M-SVQBR/L11	17	12	10.5	27	150	11	10°	VB..1103..	M2.5*6	Q08	-
S16Q-SVQBR/L11	22	16	11.5	27	160	15	10°	VB..1103..	M2.5*8	Q08	-
S20Q-SVQBR/L11	27	20	14	34	180	18	8°	VB..1103..	M2.5*8	Q08	-
S16Q-SVQCR/L11	22	16	11.5	27	160	15	8°	VC..1103..	M2.5*8	Q08	-
S20Q-SVQCR/L11	27	20	14	34	180	18	6°	VC..1103..	M2.5*8	Q08	-
S20Q-SVQBR/L16	27	20	14	34	180	18	10°	VB..1604..	M3.5*9	Q15	-
S25R-SVQBR/L16	32	25	16.5	43	200	23	8°	VB..1604..	M3.5*9	Q15	-
S32S-SVQBR/L16	41	32	22.5	54	250	30	10°	VB..1604..	M3.5*9	Q15	-
S40T-SVQBR/L16	50	40	27	68	300	37	8°	VB..1604..	M3.5*9	Q15	-
S20Q-SVQCR/L16	27	20	14	34	180	18	8°	VC..1604..	M3.5*9	Q15	-
S25R-SVQCR/L16	32	25	16.5	43	200	23	6°	VC..1604..	M3.5*9	Q15	-
S32S-SVQCR/L16	41	32	22.5	54	250	30	8°	VC..1604..	M3.5*9	Q15	-
S40T-SVQCR/L16	50	40	27	68	300	37	6°	VC..1604..	M3.5*9	Q15	-
A12M-SVQBR/L11	17	12	10	27	150	11	10°	VB..1103..	M2.5*8	Q08	√
A16N-SVQBR/L11	22	16	11.5	27	160	15	10°	VB..1103..	M2.5*8	Q08	√
A20Q-SVQBR/L11	27	20	14	34	180	18	8°	VB..1103..	M2.5*8	Q08	√
A16N-SVQCR/L11	22	16	11.5	27	160	15	8°	VC..1103..	M2.5*7	Q08	√
A20Q-SVQCR/L11	27	20	14	34	180	18	6°	VC..1103..	M2.5*7	Q08	√
A25R-SVQBR/L16	32	25	16.5	43	200	23	8°	VB..1604..	M3.5*9	Q15	√
A20Q-SVQCR/L16	27	20	14	34	180	18	8°	VC..1604..	M3.5*9	Q15	√
A25R-SVQCR/L16	32	25	16.5	43	200	23	6°	VC..1604..	M3.5*9	Q15	√

适用 Suitable:德克刀片 DEREK Insert

Type S

SVU*R/L

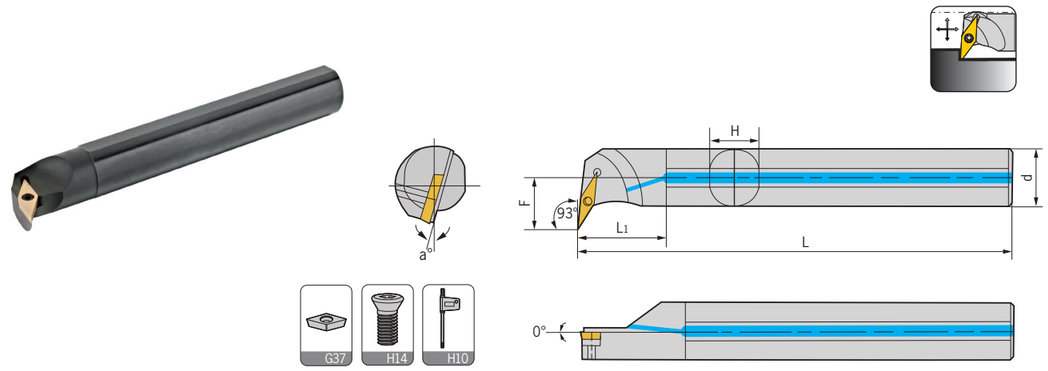

型号 Specification	最小加工径 Min dia	d	F	L1	L	H	a	刀片 Insert	螺丝 Screw	扳手 Wrench	出水孔 Water hole
S16Q-SVUBR/L11	22	16	12.5	27	160	15	10°	VB..1103..	M2.5*8	Q08	-
S20Q-SVUBR/L11	27	20	14	34	180	18	8°	VB..1103..	M2.5*8	Q08	-
H16N-SVUBR/L11	22	16	11.5	27	160	15	10°	VB..1103..	M2.5*7	Q08	-
S16Q-SVUCR/L11	22	16	11.5	27	160	15	10°	VC..1103..	M2.5*8	Q08	-
S20Q-SVUCR/L11	27	20	14	34	180	18	8°	VC..1103..	M2.5*8	Q08	-
H16N-SVUCR/L11	22	16	11.5	27	160	15	10°	VC..1103..	M2.5*7	Q08	-
S20Q-SVUBR/L16	31	20	19	34	180	18	8°	VB..1604..	M3.5*9	Q15	-
S25R-SVUBR/L16	35	25	20	43	200	23	6°	VB..1604..	M3.5*9	Q15	-
S32S-SVUBR/L16	42	32	22.5	54	250	30	8°	VB..1604..	M3.5*9	Q15	-
S40T-SVUBR/L16	51	40	27	68	300	37	8°	VB..1604..	M3.5*9	Q15	-
S20Q-SVUCR/L16	31	20	19	34	180	18	8°	VC..1604..	M3.5*9	Q15	-
S25R-SVUCR/L16	35	25	20	43	200	23	6°	VC..1604..	M3.5*9	Q15	-
S32S-SVUCR/L16	42	32	22.5	54	250	30	8°	VC..1604..	M3.5*9	Q15	-
S40T-SVUCR/L16	51	40	27	68	300	37	6°	VC..1604..	M3.5*9	Q15	-
A16N-SVUBR/L11	22	16	11.5	27	160	15	10°	VB..1103..	M2.5*7	Q08	√
A20Q-SVUBR/L11	27	20	14	34	180	18	8°	VB..1103..	M2.5*7	Q08	√
A16N-SVUCR/L11	22	16	11.5	27	160	15	10°	VC..1103..	M2.5*8	Q08	√
A20Q-SVUCR/L11	27	20	14	34	180	18	8°	VC..1103..	M2.5*8	Q08	√
A20Q-SVUBR/L16	31	20	19	34	180	18	8°	VB..1604..	M3.5*9	Q15	√

适用 Suitable:德克刀片 DEREK Insert

Type S

SVZ*R/L

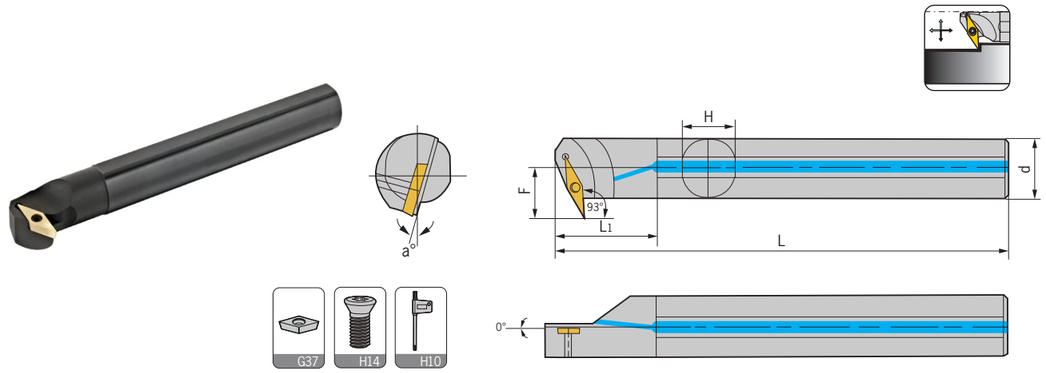

型号 Specification	最小加工径 Min dia	d	F	L1	L	H	a	刀片 Insert	螺丝 Screw	扳手 Wrench	出水孔 Water hole
S16Q-SVZBR/L11	22	16	11.5	27	160	15	10°	VB..1103..	M2.5*8	Q08	-
S20Q-SVZBR/L11	27	20	14	34	180	18	8°	VB..1103..	M2.5*8	Q08	-
H16N-SVZBR/L11	22	16	11.5	27	160	15	10°	VB..1103..	M2.5*7	Q08	-
S16Q-SVZCR/L11	22	16	11.5	27	160	15	10°	VC..1103..	M2.5*8	Q08	-
S20Q-SVZCR/L11	27	20	14	34	180	18	8°	VC..1103..	M2.5*8	Q08	-
H16N-SVZCR/L11	22	16	11.5	27	160	15	10°	VC..1103..	M2.5*7	Q08	-
S25R-SVZBR/L16	34	25	19.5	43	200	23	8°	VB..1604..	M3.5*9	Q15	-
H16N-SVZCR/L11	22	16	11.5	27	160	15	10°	VC..1103..	M2.5*7	Q08	-
S25R-SVZBR/L16	34	25	19.5	43	200	23	8°	VB..1604..	M3.5*9	Q15	-
S32S-SVZBR/L16	42	32	23.5	54	250	30	6°	VB..1604..	M3.5*9	Q15	-
S40T-SVZBR/L16	50	40	27	68	300	37	8°	VB..1604..	M3.5*9	Q15	-
S25R-SVZCR/L16	34	25	19.5	43	200	23	8°	VC..1604..	M3.5*9	Q15	-
S32S-SVZCR/L16	42	32	23.5	54	250	30	6°	VC..1604..	M3.5*9	Q15	-
S40T-SVZCR/L16	50	40	27	68	300	37	8°	VC..1604..	M3.5*9	Q15	-
A16N-SVZBR/L11	22	16	11.5	27	160	15	10°	VB..1103..	M2.5*8	Q08	√
A20Q-SVZBR/L11	27	20	14	34	180	18	8°	VB..1103..	M2.5*8	Q08	√
A16N-SVZCR/L11	22	16	11.5	27	160	15	10°	VC..1103..	M2.5*7	Q08	√
A20Q-SVZCR/L11	27	20	14	34	180	18	8°	VC..1103..	M2.5*7	Q08	√
A25R-SVZBR/L16	34	25	19.5	43	200	23	8°	VB..1604..	M3.5*9	Q15	√

适用 Suitable:德克刀片 DEREK Insert

Type S

SVW*R/L

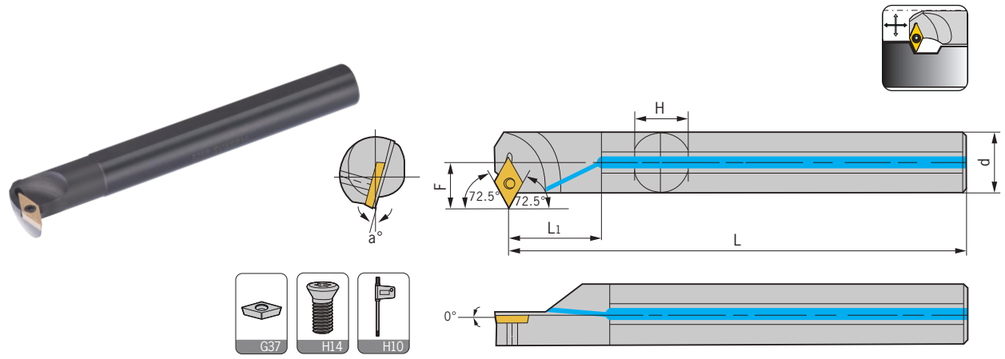

型号 Specification	最小加工径 Min dia	d	F	L	L1	H	a	刀片 Insert	中心螺丝 Center screw	扳手 Wrench
S20Q-SVWBR/L11	29	20	18	180	34	18	5°	VB..1103..	M2.5*8	Q08
S25R-SVWBR/L11	34	25	21	200	43	23	5°	VB..1103..	M2.5*8	Q08
S25R-SVWBR/L16	38	25	23	200	43	23	5°	VB..1604..	M3.5*9	Q15
S32S-SVWBR/L16	45	32	26	250	54	30	5°	VB..1604..	M3.5*9	Q15
S20Q-SVWCR/L11	19	20	18	180	34	18	5°	VC..1103..	M2.5*8	Q08
S25R-SVWCR/L11	34	25	21	200	43	23	5°	VC..1103..	M2.5*8	Q08
S25R-SVWCR/L16	38	25	23	200	43	23	5°	VC..1604..	M3.5*9	Q15
S32S-SVWCR/L16	45	32	26	250	54	30	5°	VC..1604..	M3.5*9	Q15

适用 Suitable:德克刀片 DEREK Insert

Type S

SVX*R/L

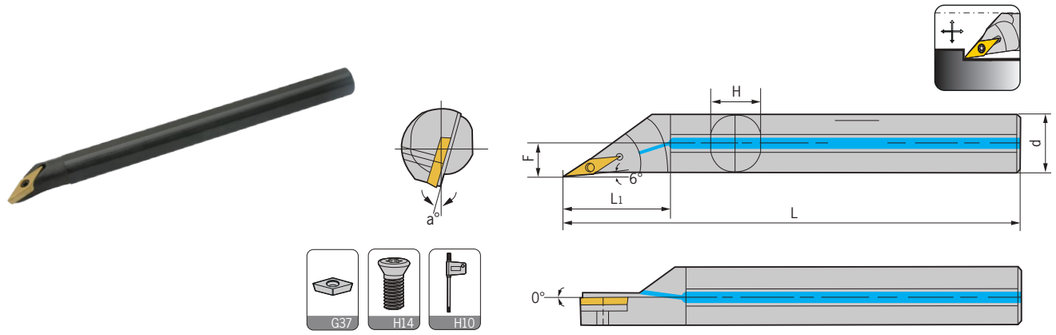

型号 Specification	最小加工径 Min dia	d	F	L1	L	H	a	刀片 Insert	螺丝 Screw	扳手 Wrench	出水孔 Water hole
S10K-SVXBR/L11	14	10	7.5	17	125	9	10°	VB..1103..	M2.5*6	Q08	-
S12M-SVXBR/L11	16	12	8.5	20	150	11	12°	VB..1103..	M2.5*6	Q08	-
S16Q-SVXBR/L11	22	16	11	27	160	15	10°	VB..1103..	M2.5*8	Q08	-
S20Q-SVXBR/L11	27	20	13.5	34	180	18	8°	VB..1103..	M2.5*8	Q08	-
H10K-SVXBR/L11	14	10	7.5	17	125	9	15°	VB..1103..	M2.5*6	Q08	-
H12M-SVXBR/L11	16	12	8.5	20	150	11	12°	VB..1103..	M2.5*7	Q08	-
H16N-SVXBR/L11	22	16	11	27	160	15	10°	VB..1103..	M2.5*7	Q08	-
S10K-SVXCR/L11	14	10	7.5	17	125	9	12°	VC..1103..	M2.5*6	Q08	-
S12M-SVXCR/L11	16	12	8.5	20	150	11	10°	VC..1103..	M2.5*6	Q08	-
S16Q-SVXCR/L11	22	16	11	27	160	15	8°	VC..1103..	M2.5*8	Q08	-
S20Q-SVXCR/L11	27	20	13.5	34	180	18	6°	VC..1103..	M2.5*8	Q08	-
H10K-SVXCR/L11	14	10	7.5	17	125	9	12°	VC..1103..	M2.5*6	Q08	-
H12M-SVXCR/L11	16	12	8.5	20	150	11	10°	VC..1103..	M2.5*6	Q08	-
H16N-SVXCR/L11	22	16	11	27	160	15	8°	VC..1103..	M2.5*7	Q08	-
S16Q-SVXBR/L16	22	16	11.5	27	160	15	12°	VB..1604..	M3.5*7	Q15	-
S20Q-SVXBR/L16	27	20	13.5	34	180	18	10°	VB..1604..	M3.5*9	Q15	-
S25R-SVXBR/L16	32	25	16	43	200	23	8°	VB..1604..	M3.5*9	Q15	-
S32S-SVXBR/L16	40	32	19.5	54	250	30	8°	VB..1604..	M3.5*9	Q15	-
S40T-SVXBR/L16	50	40	23.5	68	300	37	8°	VB..1604..	M3.5*9	Q15	-
S16Q-SVXCR/L16	22	16	11.5	27	160	15	10°	VC..1604..	M3.5*9	Q15	-
S20Q-SVXCR/L16	27	20	13.5	34	180	18	8°	VC..1604..	M3.5*9	Q15	-
S25R-SVXCR/L16	32	25	16	43	200	23	6°	VC..1604..	M3.5*9	Q15	-
S32S-SVXCR/L16	40	32	19.5	54	250	30	8°	VC..1604..	M3.5*9	Q15	-
S40T-SVXCR/L16	50	40	23.5	68	300	37	6°	VC..1604..	M3.5*9	Q15	-
H16N-SVXCR/L16	22	16	11.5	27	160	15	10°	VC..1604..	M3.5*9	Q15	-
A10K-SVXBR/L11	14	10	7.5	17	125	9	15°	VB..1103..	M2.5*6	Q08	√
A12M-SVXBR/L11	16	12	8.5	20	150	11	12°	VB..1103..	M2.5*6	Q08	√
A16N-SVXBR/L11	22	16	11	27	160	15	10°	VB..1103..	M2.5*7	Q08	√
A20Q-SVXBR/L11	27	20	13.5	34	180	18	8°	VB..1103..	M2.5*7	Q08	√
A10K-SVXCR/L11	14	10	7.5	17	125	9	12°	VC..1103..	M2.5*6	Q08	√
A12M-SVXCR/L11	16	12	8.5	20	150	11	10°	VC..1103..	M2.5*6	Q08	√
A16N-SVXCR/L11	22	16	11	27	160	15	8°	VC..1103..	M2.5*7	Q08	√
A20Q-SVXCR/L11	27	20	13.5	34	180	18	6°	VC..1103..	M2.5*7	Q08	√
A16N-SVXBR/L16	22	16	11.5	27	160	15	12°	VB..1604..	M3.5*9	Q15	√
A20Q-SVXBR/L16	27	20	13.5	34	180	18	10°	VB..1604..	M3.5*9	Q15	√
A25R-SVXBR/L16	32	25	16	43	200	23	8°	VB..1604..	M3.5*9	Q15	√
A16N-SVXCR/L16	22	16	11.5	27	160	15	10°	VC..1604..	M3.5*7	Q15	√
A20Q-SVXCR/L16	27	20	13.5	34	180	18	8°	VC..1604..	M3.5*9	Q15	√
A25R-SVXCR/L16	32	25	16	43	200	23	6°	VC..1604..	M3.5*9	Q15	√
适用 Suitable:德克刀片 DEREK Insert											

Type S

SWLCR/L

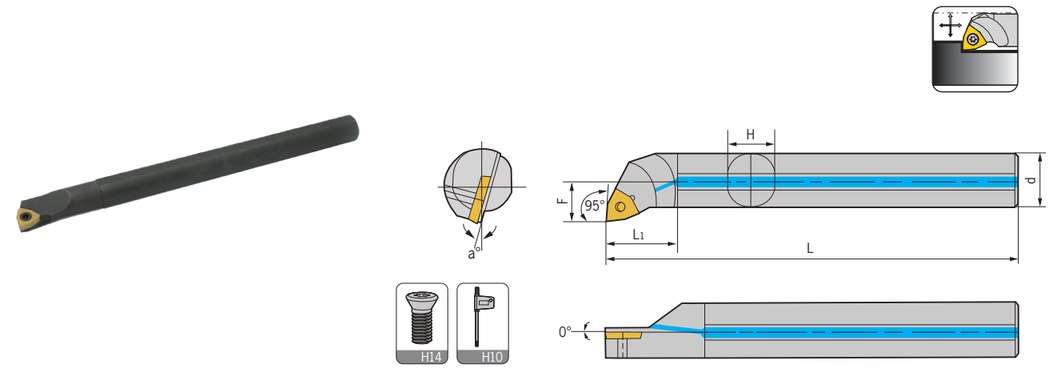

型号 Specification	最小加工径 Min dia	d	F	L1	L	H	a	刀片 Insert	螺丝 Screw	扳手 Wrench	
S08K-SWLCR/L04	10	8	5	14	125	7	13°	WC..0402..	M2.5*5	Q08	-
S10K-SWLCR/L04	13	10	6.5	17	125	9	10°	WC..0402..	M2.5*6	Q08	-
S12M-SWLCR/L06	16	12	7.5	20	150	11	13°	WC..06T3..	M3.5*9	Q15	-
S16Q-SWLCR/L06	20	16	9.5	27	160	15	10°	WC..06T3..	M3.5*9	Q15	-
S20Q-SWLCR/L06	25	20	11.5	34	180	18	8°	WC..06T3..	M3.5*9	Q15	-
S25R-SWLCR/L06	31	25	14	43	200	23	6°	WC..06T3..	M3.5*9	Q15	-
H08K-SWLCR/L04	10	8	5	16	125	7	13°	WC..0402..	M2.5*5	Q08	-
H10K-SWLCR/L04	13	10	6.5	20	125	9	10°	WC..0402..	M2.5*6	Q08	-
H12M-SWLCR/L06	16	12	7.5	24	150	11	13°	WC..06T3..	M3.5*8	Q15	-
H16N-SWLCR/L06	20	16	9.5	32	160	15	10°	WC..06T3..	M3.5*8	Q15	-
A08K-SWLCR/L04	10	8	5	14	125	7	13°	WC..0402..	M2.5*5	Q08	√
A10K-SWLCR/L04	13	10	10	17	125	9	10°	WC..0402..	M2.5*6	Q08	√
A12M-SWLCR/L06	16	12	6.5	20	150	11	13°	WC..06T3..	M3.5*8	Q15	√
A16N-SWLCR/L06	20	16	7.5	27	160	15	10°	WC..06T3..	M3.5*8	Q15	√
A20Q-SWLCR/L06	25	20	9.5	34	180	18	8°	WC..06T3..	M3.5*8	Q15	√
适用 Suitable:德克刀片 DEREK Insert											

Type S

SWUBR/L



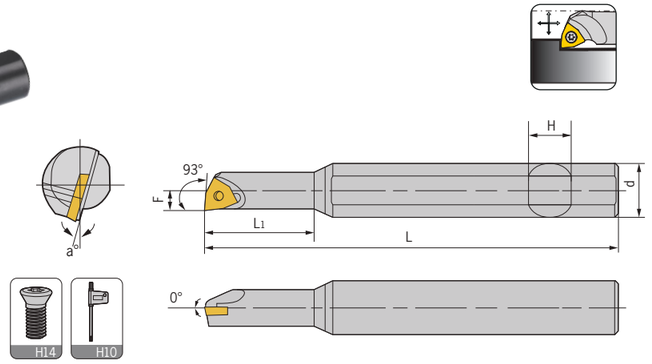

型号 Specification	最小加工径 Min dia	d	F	L	L1	H	a	刀片 Insert	中心螺丝 Center screw	扳手 Wrench
S05H-SWUBR/L06-A08	6	8	3.1	100	13.5	7	12°	WBGT060104L-W11	M2*4	Q06
S05H-SWUBR/L06-A12	6	12	3.1	100	13.5	11	12°	WBGT060104L-W11	M2*4	Q06
S06H-SWUBR/L06-A12	7	12	3.6	100	16.0	11	15°	WBGT060104L-W11	M2*4	Q06
S07H-SWUBR/L06-A12	8	12	4.0	100	18.0	11	15°	WBGT060104L-W11	M2*4	Q06
H05H-SWUBR/L06-A08	6	8	3.1	100	17.5	7	12°	WBGT060104L-W11	M2*4	Q06
H05H-SWUBR/L06-A12	6	12	3.1	100	17.5	11	12°	WBGT060104L-W11	M2*4	Q06
H06H-SWUBR/L06-A12	7	12	3.6	100	21.0	11	15°	WBGT060104L-W11	M2*4	Q06
H07H-SWUBR/L06-A12	8	12	4.0	100	24.5	11	15°	WBGT060104L-W11	M2*4	Q06
适用 Suitable:德克刀片 DEREK Insert										
H07H-SWUBR/L06-A12	8	12	4.0	100	24.5	11	15°	WBGT060104L-W11	M2*4	Q06
适用 Suitable:德克刀片 DEREK Insert										

Type S

SER/L



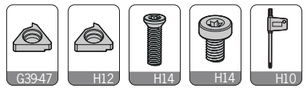

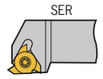

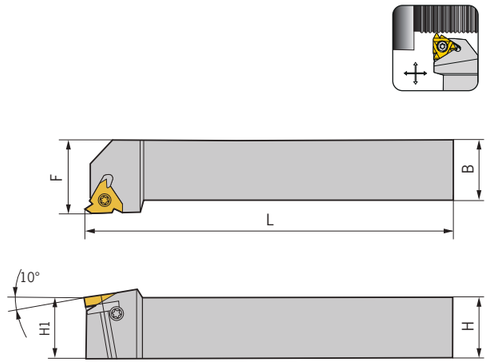

型号 Specification		H	B	L	H1	F	刀片 Insert	刀垫 Shim	刀垫螺丝 screw	侧螺丝 Side screw	扳手 Wrench
SER/L	**1010H11**	10	10	100	10	12	11ER/L..	-	M2.5*8	-	Q08
	1212H16	12	12	100	12	16	16ER/L..	-	M2.5*8	-	Q15
	1616H16	16	16	100	16	20	16ER/L..	STM16	M3.5*12	M3*6N	Q15,Q10
	2020K16	20	20	125	20	25	16ER/L..	STM16	M3.5*12	M3*6N	Q15,Q10
	2525M16	25	25	150	25	32	16ER/L..	STM16	M3.5*12	M3*6N	Q15,Q10
	3232P16	32	32	170	32	40	16ER/L..	STM16	M3.5*12	M3*6N	Q15,Q10
	2525M22	25	25	150	25	32	22ER/L..	STM22	M4*16	M4*6N	Q15,Q10
	3232P22	32	32	170	32	40	22ER/L..		M4*16	M4*6N	Q15,Q10
	2525M27	25	25	150	25	32	27ER/L..	STM27	M5*20	M4*6N	Q20,Q10
	3232P27	32	32	170	32	40	27ER/L..				Q20,Q10
适用 Suitable:德克刀片 DEREK Insert											

Type S

SNR/L



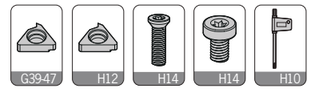

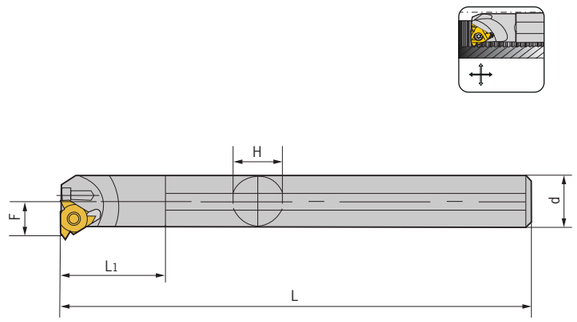

型号 Specification		最小加工径 Min dia	d	F	L	L1	H	刀片 Insert	刀垫 shim	螺丝 screw	侧螺丝 Side screw	扳手 Wrench
SNR/L	**0005K06-A12**	6	12	4.3	125	13.5	11	06IR/L..	-	M2*4	-	Q06
	0006K06-A12	7.5	12	4.8	125	16	11	06IR/L..	-	M2*4	-	Q06
	0007K08	10	8	5.3	125	12	7	08IR/L..	-	M2.2*6	-	Q06
	0007K08-A16	10	16	5.3	125	18.5	15	08IR/L..	-	M2.2*6	-	Q06
	0008K08	11	8	5.8	125	14	7	08IR/L..	-	M2.2*5	-	Q06
	0008K08-A16	11	16	5.8	125	21	15	08IR/L..	-	M2.2*5	-	Q06
	0008K11	11	8	6.6	125	14	7	11IR/L..	-	M2.5*7	-	Q08
	0010K11	12	10	7.4	125	17	9	11IR/L..	-	M2.5*8	-	Q08
	0010K11-A16	12	16	7.4	125	26	15	11IR/L..	-	M2.5*8	-	Q08
	0012K11	15	12	8.4	125	25	11	11IR/L..	-	M2.5*8	-	Q08
	0013M16	16	16	10.2	150	32.5	15	16IR/L..	-	M3.5*9	-	Q15
	0016Q16	19	16	11.7	150	27	15	16IR/L..	-	M3.5*9	-	Q15
	0020Q16	24	20	13.7	180	34	18	16IR/L..	STM16	M3.5*12	M3*6N	Q15,Q10
	0025R16	29	25	16.2	200	43	23	16IR/L..	STM16	M3.5*12	M3*6N	Q15,Q10
	0032S16	36	32	19.7	250	54	30	16IR/L..	STM16	M3.5*12	M3*6N	Q15,Q10
	0040T16	44	40	23.7	322	68	37	16IR/L..	STM16	M3.5*12	M3*6N	Q15,Q10
	0050U16	54	50	28.7	350	85	47	16IR/L..	STM16	M3.5*12	M3*6N	Q15,Q10
	0020Q22	24	20	15.6	180	34	18	22IR/L..	-	M4*12-S22	-	Q15
	0025R22	29	25	18.1	200	43	23	22IR/L..	STM22	M4*16	M4*6N	Q15,Q10
	0032S22	38	32	21.6	250	54	30	22IR/L..	STM22	M4*16	M4*6N	Q15,Q10
	0040T22	46	40	25.6	300	68	37	22IR/L..	STM22	M4*16	M4*6N	Q15,Q10
	0050U22	56	50	30.6	350	85	47	22IR/L..	STM22	M4*16	M4*6N	Q15,Q10
	0032S27	40	32	22.6	250	54	30	27IR/L..	STM27	M5*20	M4*6N	Q15,Q10
	0040T27	48	40	26.6	300	68	37	27IR/L..	STM27	M5*20	M4*6N	Q15,Q10
	0050U27	58	50	31.6	350	85	47	27IR/L..	STM27	M5*20	M4*6N	Q15,Q10

适用 Suitable:德克刀片 DEREK Insert

Type M

MGEVR/L



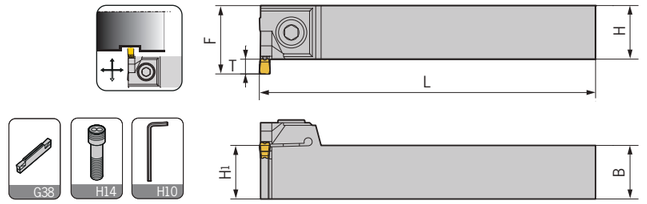

型号 Specification		最大切深T	H	B	L	F	刀片 Insert	螺丝 Screw	扳手 Wrench
MGEVR/L	**2020-2**	3.6	20	20	125	24	MGMN200-G	M5*12N	L04
	2020-3	5.5	20	20	125	26	MGMN300-M	M6*20N	L05
	2020-4	5.5	20	20	125	26	MGMN400-M	M6*20N	L05

适用 Suitable:德克刀片 DEREK Insert

MGEHR/L



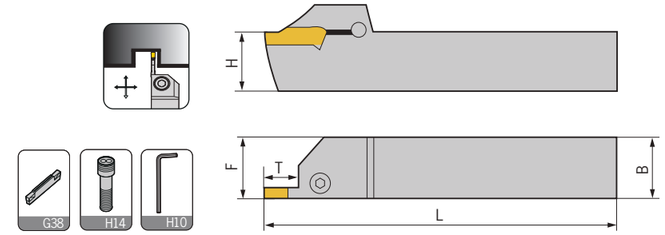

型号 Specification		最大切深T	H	B	L	F	刀片 Insert	螺丝 Screw	扳手 Wrench
MGEHR/L	**1616-1.5**	14.5	16	16	100	16.25	MGMN150-G	M5*12N	L04
	2020-1.5	14.5	20	20	125	20.25	MGMN150-G	M5*12N	L04
	2525-1.5	14.5	25	25	150	25.25	MGMN150-G	M5*12N	L04
	1212-2	14.5	12	12	100	12.25	MGMN200-G MGMN200-M MGMN200-□□	M5*16N	L04
	1616-2	14.5	16	16	100	16.25		M5*16N	L04
	2020-2	14.5	20	20	125	20.25		M5*16N	L04
	2525-2	14.5	25	25	150	25.25		M5*16N	L04
	1616-2.5	16.5	16	16	100	16.3	MGMN250-G MGMN250-M	M5*16N	L04
	2020-2.5	16.5	20	20	125	20.3		M5*16N	L04
	2525-2.5	16.5	25	25	150	25.3		M5*16N	L04
	1616-3	18.5	16	16	100	16.35	MGMN300-M MGMN300-□□M MRMN300-M MGMR300-□□M	M6*20N	L05
	2020-3	18	20	20	125	20.4		M6*20N	L05
	2020-3-T10	10	20	20	125	20.4		M6*20N	L05
	2525-3	18	25	25	150	25.4		M6*20N	L05
	2525-3-T10	10	25	25	150	25.4		M6*20N	L05
	3232-3	18	32	32	170	32.4		M6*20N	L05
	3232-3-T10	10	32	32	170	32.4		M6*20N	L05

转下页
See next page

Type M

MGEHR/L



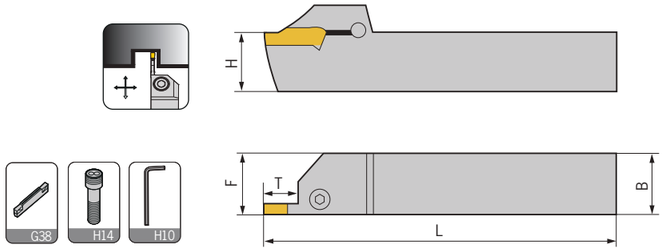

型号 Specification		最大切深T	H	B	L	F	刀片 Insert	螺丝 Screw	扳手 Wrench
MGEHR/L	**2020-4**	18	20	20	125	20.4	MGMN400-M MGMN400-□□M MRMN400-M MGMR400-□□M	M6*20N	L05
	2020-4-T10	10	20	20	125	20.4		M6*20N	L05
	2525-4	18	25	25	150	25.4		M6*20N	L05
	2525-4-T10	10	25	25	150	25.4		M6*20N	L05
	3232-4	18	32	32	170	32.4		M6*20N	L05
	3232-4-T10	10	32	32	170	32.4		M6*20N	L05
	2020-5	23	20	20	150	20.5	MGMN500-M MGMN500-□□M MRMN500-M MGMR500-□□M	M6*20N	L05
	2020-5-T15	15	20	20	150	20.5		M6*20N	L05
	2525-5	23	25	25	150	25.5		M6*20N	L05
	2525-5-T15	15	25	25	150	25.5		M6*20N	L05
	3232-5	23	32	32	170	32.5		M6*20N	L05
	3232-5-T15	15	32	32	170	32.5		M6*20N	L05
	2020-6	23	20	20	125	20.6	MGMN600-M MGGN600-□□M MRMN600-M	M6*20N	L05
	2020-6-T15	15	20	20	125	20.6		M6*20N	L05
	2525-6	23	25	25	150	25.6		M6*20N	L05
	2525-6-T15	15	25	25	150	25.6		M6*20N	L05
	3232-6	23	32	32	170	32.6		M6*20N	L05
	3232-6-T15	15	32	32	170	32.6		M6*20N	L05
	2525-8	28	25	25	150	26.1	MRMN800-M	M6*20N	L05
	2525-5-T15	15	25	25	150	26.1	MRMN800-M	M6*20N	L05
	3232-8	28	32	32	170	33.1	MRMN800-M	M6*20N	L05
	3232-8-T15	16	32	32	170	33.1	MRMN800-M	M6*20N	L05

适用 Suitable:德克刀片 DEREK Insert

Type M

MGIVR/L



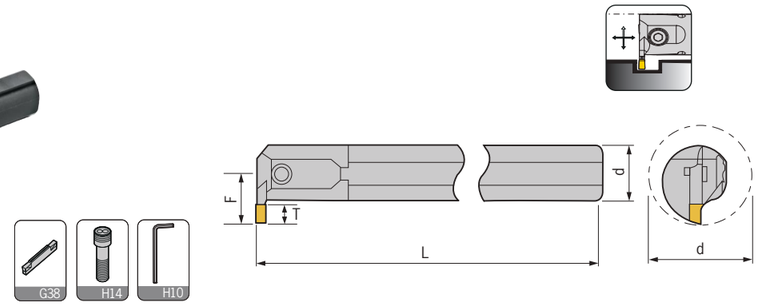

型号 Specification		最小加工径	最大切深T	d	L	F	刀片 Insert	螺丝 Screw	扳手 Wrench
MGIVR/L	**2016-1.5**	20	4	16	125	11.3	MGMN150-G	M4*10N	L03
	2520-1.5	25	4	20	150	13.1	MGMN150-G	M4*12N	L03
	2925-1.5	29	4	25	200	16.2	MGMN150-G	M4*12N	L03
	2016-2	20	5	16	125	12.4	MGMN200-G	M4*10N	L03
	2520-2	25	5	20	150	14	MGMN200-M	M4*12N	L03
	2925-2	29	5	25	200	17.2	MRMN200-M	M4*12N	L03
	2016-2.5	20	6	16	125	12.5	MGMN250-G	M4*10N	L03
	2520-2.5	25	6	20	150	15.1	MGMN250-M	M4*12N	L03
	2925-2.5	29	6	25	200	18.2		M4*12N	L03
	2520-3	25	6	20	150	15.6	MGMN300-M/G	M5*12N	L04
	3125-3	31	6	25	200	18.9	MGGN300-□□M	M5*12N	L04
	3732-3	37	6	32	250	21.5	MRMN300-M	M5*12N	L04
	2520-4	25	6	20	150	15.6	MGMN400-M/G	M5*12N	L04
	3125-4	31	6	25	200	18.9	MGGN400-□□M	M5*12N	L04
	3732-4	37	6	32	250	21.5	MRMN400-M	M5*12N	L04
	3125-5	31	8	25	200	19.4	MGMN500-M/G	M5*12N	L04
	3732-5	37	8	32	250	21.5	MGGN500-□□M MRMN500-M	M5*12N	L04
	3125-6	31	8	25	200	19.4	MGMN600-M/G	M5*12N	L05
	3732-6	37	8	32	250	21.5	MGGN600-□□M MRMN600-M	M5*12N	L05

适用 Suitable:德克刀片 DEREK Insert

车刀系列 TURNING TOOLS
外圆车刀 External turning tool
内孔车刀 Internal turning tool
螺纹车刀 Threading tool
切断&切槽车刀 Grooving tool

Type Q

QE*DR/L



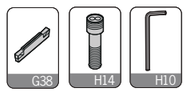

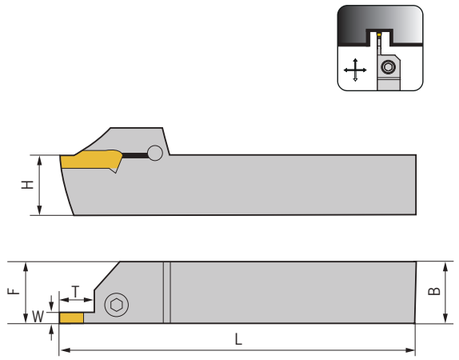

型号 Specification		最大 切深T	H	B	L	F	W	刀片 Insert	螺丝 Screw	扳手 Wrench
QEED	1616R/L10	10	16	16	125	16.3	2.5	Z*ED****-**	M6*20Q	L04
	1616R/L17	17	16	16	125	16.3	2.5	Z*ED****-**	M6*20Q	L04
	2020R/L10	10	20	20	125	20.3	2.5	Z*ED****-**	M6*20Q	L05
	2020R/L17	17	20	20	125	20.3	2.5	Z*ED****-**	M6*20Q	L05
	2525R/L10	10	25	25	150	25.3	2.5	Z*ED****-**	M6*20Q	L05
	2525R/L17	17	25	25	150	25.3	2.5	Z*ED****-**	M6*20Q	L05
QEFD	1616R/L10	10	16	16	125	16.3	3	Z*FD****-**	M6*20Q	L04
	1616R/L17	17	16	16	125	16.3	3	Z*FD****-**	M6*20Q	L04
	2020R/L10	10	20	20	125	20.3	3	Z*FD****-**	M6*20Q	L05
	2020R/L17	17	20	20	125	20.3	3	Z*FD****-**	M6*20Q	L05
	2525R/L10	10	25	25	150	25.3	3	Z*FD****-**	M6*20Q	L05
	2525R/L17	17	25	25	150	25.3	3	Z*FD****-**	M6*20Q	L05
QEGD	2020R/L13	13	20	20	125	20.5	4	Z*GD****-**	M6*20Q	L05
	2020R/L22	22	20	20	125	20.5	4	Z*GD****-**	M6*20Q	L05
	2525R/L13	13	25	25	150	25.5	4	Z*GD****-**	M6*20Q	L05
	2525R/L22	22	25	25	150	25.5	4	Z*GD****-**	M6*20Q	L05
	3232R/L13	13	32	32	170	32.5	4	Z*GD****-**	M6*20Q	L05
	3232R/L22	22	32	32	170	32.5	4	Z*GD****-**	M6*20Q	L05
QEHD	2525R/L13	13	25	25	150	25.5	5	Z*HD****-**	M6*20Q	L05
	2525R/L22	22	25	25	150	25.5	5	Z*HD****-**	M6*20Q	L05
	3232R/L13	13	32	32	170	32.5	5	Z*HD****-**	M6*20Q	L05
	3232R/L22	22	32	32	170	32.5	5	Z*HD****-**	M6*20Q	L05
QEKD	2525R/L13	13	25	25	150	25.6	6	Z*KD****-**	M6*20Q	L05
	2525R/L22	22	25	25	150	25.6	6	Z*KD****-**	M6*20Q	L05
	3232R/L13	13	32	32	170	32.6	6	Z*KD****-**	M6*20Q	L05
	3232R/L22	22	32	32	170	32.6	6	Z*KD****-**	M6*20Q	L05

适用 Suitable:德克刀片 DEREK Insert

Type Q

QF*D**LL**





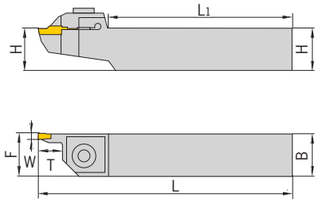

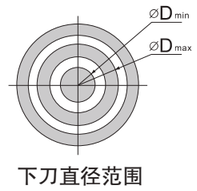

下刀直径范围

型号 Specification		D (min-max)	最大 切深T	H	B	L	F	W	刀片 Insert	螺丝 Screw	扳手 Wrench
QFFD	2525LL10-48H	48-66	10	25	25	150	26	3	ZTFD0303-MG	M6*20Q	L05
	2525LL17-48H	48-66	17	25	25	150	26	3	ZTFD0303-MG	M6*20Q	L05
	2525LL10-60H	60-80	10	25	25	150	26	3	ZTFD0303-MG	M6*20Q	L05
	2525LL17-60H	60-80	17	25	25	150	26	3	ZTFD0303-MG	M6*20Q	L05
	2525LL10-74H	74-110	10	25	25	150	26	3	ZTFD0303-MG	M6*20Q	L05
	2525LL17-74H	74-110	17	25	25	150	26	3	ZTFD0303-MG	M6*20Q	L05
	2525LL10-100H	100-150	10	25	25	150	26	3	ZTFD0303-MG	M6*20Q	L05
	2525LL17-100H	100-150	17	25	25	150	26	3	ZTFD0303-MG	M6*20Q	L05
QFGD	2525LL13-52H	52-72	13	25	25	150	26	4	ZTGD0404-MG	M6*20Q	L05
	2525LL22-52H	52-72	22	25	25	150	26	4	ZTGD0404-MG	M6*20Q	L05
	2525LL13-64H	64-100	13	25	25	150	26	4	ZTGD0404-MG	M6*20Q	L05
	2525LL22-64H	64-100	22	25	25	150	26	4	ZTGD0404-MG	M6*20Q	L05
	2525LL13-90H	90-140	13	25	25	150	26	4	ZTGD0404-MG	M6*20Q	L05
	2525LL22-90H	90-140	22	25	25	150	26	4	ZTGD0404-MG	M6*20Q	L05
	2525LL13-130H	130-230	13	25	25	150	26	4	ZTGD0404-MG	M6*20Q	L05
	2525LL22-130H	130-230	22	25	25	150	26	4	ZTGD0404-MG	M6*20Q	L05
QFHD	2525LL13-58H	58-96	13	25	25	150	26	5	ZTHD0504-MG	M6*20Q	L05
	2525LL22-58H	58-96	22	25	25	150	26	5	ZTHD0504-MG	M6*20Q	L05
	2525LL13-86H	86-140	13	25	25	150	26	5	ZTHD0504-MG	M6*20Q	L05
	2525LL22-86H	86-140	22	25	25	150	26	5	ZTHD0504-MG	M6*20Q	L05
	2525LL13-130H	130-200	13	25	25	150	26	5	ZTHD0504-MG	M6*20Q	L05
	2525LL22-130H	130-200	22	25	25	150	26	5	ZTHD0504-MG	M6*20Q	L05
	2525LL13-185H	185-400	13	25	25	150	26	5	ZTHD0504-MG	M6*20Q	L05
	2525LL22-185H	185-400	22	25	25	150	26	5	ZTHD0504-MG	M6*20Q	L05
QFKD	2525LL13-60H	60-100	13	25	25	150	26	6	ZTKD0608-MG	M6*20Q	L05
	2525LL22-60H	60-100	22	25	25	150	26	6	ZTKD0608-MG	M6*20Q	L05
	2525LL13-88H	88-180	13	25	25	150	26	6	ZTKD0608-MG	M6*20Q	L05
	2525LL22-88H	88-180	22	25	25	150	26	6	ZTKD0608-MG	M6*20Q	L05
	2525LL13-160H	160-400	13	25	25	150	26	6	ZTKD0608-MG	M6*20Q	L05
	2525LL22-160H	160-400	22	25	25	150	26	6	ZTKD0608-MG	M6*20Q	L05

适用 Suitable:德克刀片 DEREK Insert

Type Q

QF*D-L





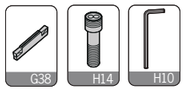

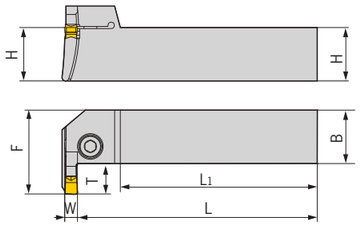

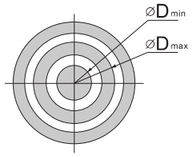

下刀直径范围

型号 Specification		D (min-max)	最大切深T	H	B	L	F	W	刀片 Insert	螺丝 Screw	扳手 Wrench
QFFD	2525R/L10-48L	48-66	10	25	25	150	26	3	ZTFD0303-MG	M6*20Q	L05
	2525R/L17-48L	48-66	17	25	25	150	26	3	ZTFD0303-MG	M6*20Q	L05
	2525R/L10-60L	60-80	10	25	25	150	26	3	ZTFD0303-MG	M6*20Q	L05
	2525R/L17-60L	60-80	17	25	25	150	26	3	ZTFD0303-MG	M6*20Q	L05
	2525R/L10-74L	74-110	10	25	25	150	26	3	ZTFD0303-MG	M6*20Q	L05
	2525R/L17-74L	74-110	17	25	25	150	26	3	ZTFD0303-MG	M6*20Q	L05
	2525R/L10-100L	100-150	10	25	25	150	26	3	ZTFD0303-MG	M6*20Q	L05
	2525R/L17-100L	100-150	17	25	25	150	26	3	ZTFD0303-MG	M6*20Q	L05
QFGD	2525R/L13-52L	52-72	13	25	25	150	26	4	ZTGD0404-MG	M6*20Q	L05
	2525R/L22-52L	52-72	22	25	25	150	26	4	ZTGD0404-MG	M6*20Q	L05
	2525R/L13-64L	64-100	13	25	25	150	26	4	ZTGD0404-MG	M6*20Q	L05
	2525R/L22-64L	64-100	22	25	25	150	26	4	ZTGD0404-MG	M6*20Q	L05
	2525R/L13-90L	90-140	13	25	25	150	26	4	ZTGD0404-MG	M6*20Q	L05
	2525R/L22-90L	90-140	22	25	25	150	26	4	ZTGD0404-MG	M6*20Q	L05
	2525R/L13-130L	130-230	13	25	25	150	26	4	ZTGD0404-MG	M6*20Q	L05
	2525R/L22-130L	130-230	22	25	25	150	26	4	ZTGD0404-MG	M6*20Q	L05
QFHD	2525R/L13-58L	58-96	13	25	25	150	26	5	ZTHD0504-MG	M6*20Q	L05
	2525R/L22-58L	58-96	22	25	25	150	26	5	ZTHD0504-MG	M6*20Q	L05
	2525R/L13-86L	86-140	13	25	25	150	26	5	ZTHD0504-MG	M6*20Q	L05
	2525R/L22-86L	86-140	22	25	25	150	26	5	ZTHD0504-MG	M6*20Q	L05
	2525R/L13-130L	130-200	13	25	25	150	26	5	ZTHD0504-MG	M6*20Q	L05
	2525R/L22-130L	130-200	22	25	25	150	26	5	ZTHD0504-MG	M6*20Q	L05
	2525R/L13-185L	185-400	13	25	25	150	26	5	ZTHD0504-MG	M6*20Q	L05
	2525R/L22-185L	185-400	22	25	25	150	26	5	ZTHD0504-MG	M6*20Q	L05
QFKD	2525R/L13-60L	60-100	13	25	25	150	26	6	ZTKD0608-MG	M6*20Q	L05
	2525R/L22-60L	60-100	22	25	25	150	26	6	ZTKD0608-MG	M6*20Q	L05
	2525R/L13-88L	88-180	13	25	25	150	26	6	ZTKD0608-MG	M6*20Q	L05
	2525R/L22-88L	88-180	22	25	25	150	26	6	ZTKD0608-MG	M6*20Q	L05
	2525R/L13-160L	160-400	13	25	25	150	26	6	ZTKD0608-MG	M6*20Q	L05
	2525R/L22-160L	160-400	22	25	25	150	26	6	ZTKD0608-MG	M6*20Q	L05

适用 Suitable:德克刀片 DEREK Insert

Type Q

QF*D**RR**



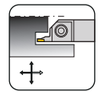

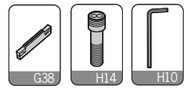

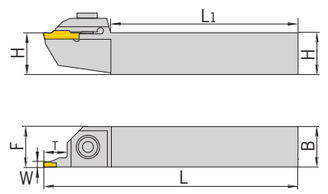

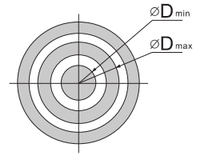

下刀直径范围

型号 Specification		D (min-max)	最大切深T	H	B	L	F	W	刀片 Insert	螺丝 Screw	扳手 Wrench
QFFD	2525RR10-48H	48-66	10	25	25	150	26	3	ZTFD0303-MG	M6*20Q	L05
	2525RR17-48H	48-66	17	25	25	150	26	3	ZTFD0303-MG	M6*20Q	L05
	2525RR10-60H	60-80	10	25	25	150	26	3	ZTFD0303-MG	M6*20Q	L05
	2525RR17-60H	60-80	17	25	25	150	26	3	ZTFD0303-MG	M6*20Q	L05
	2525RR10-74H	74-110	10	25	25	150	26	3	ZTFD0303-MG	M6*20Q	L05
	2525RR17-74H	74-110	17	25	25	150	26	3	ZTFD0303-MG	M6*20Q	L05
	2525RR10-100H	100-150	10	25	25	150	26	3	ZTFD0303-MG	M6*20Q	L05
	2525RR17-100H	100-150	17	25	25	150	26	3	ZTFD0303-MG	M6*20Q	L05
QFGD	2525RR13-52H	52-72	13	25	25	150	26	4	ZTGD0404-MG	M6*20Q	L05
	2525RR22-52H	52-72	22	25	25	150	26	4	ZTGD0404-MG	M6*20Q	L05
	2525RR13-64H	64-100	13	25	25	150	26	4	ZTGD0404-MG	M6*20Q	L05
	2525RR22-64H	64-100	22	25	25	150	26	4	ZTGD0404-MG	M6*20Q	L05
	2525RR13-90H	90-140	13	25	25	150	26	4	ZTGD0404-MG	M6*20Q	L05
	2525RR22-90H	90-140	22	25	25	150	26	4	ZTGD0404-MG	M6*20Q	L05
	2525RR13-130H	130-230	13	25	25	150	26	4	ZTGD0404-MG	M6*20Q	L05
	2525RR22-130H	130-230	22	25	25	150	26	4	ZTGD0404-MG	M6*20Q	L05
QFHD	2525RR13-58H	58-96	13	25	25	150	26	5	ZTHD0504-MG	M6*20Q	L05
	2525RR22-58H	58-96	22	25	25	150	26	5	ZTHD0504-MG	M6*20Q	L05
	2525RR13-86H	86-140	13	25	25	150	26	5	ZTHD0504-MG	M6*20Q	L05
	2525RR22-86H	86-140	22	25	25	150	26	5	ZTHD0504-MG	M6*20Q	L05
	2525RR13-130H	130-200	13	25	25	150	26	5	ZTHD0504-MG	M6*20Q	L05
	2525RR22-130H	130-200	22	25	25	150	26	5	ZTHD0504-MG	M6*20Q	L05
	2525RR13-185H	185-400	13	25	25	150	26	5	ZTHD0504-MG	M6*20Q	L05
	2525RR22-185H	185-400	22	25	25	150	26	5	ZTHD0504-MG	M6*20Q	L05
QFKD	2525RR13-60H	60-100	13	25	25	150	26	6	ZTKD0608-MG	M6*20Q	L05
	2525RR22-60H	60-100	22	25	25	150	26	6	ZTKD0608-MG	M6*20Q	L05
	2525RR13-88H	88-180	13	25	25	150	26	6	ZTKD0608-MG	M6*20Q	L05
	2525RR22-88H	88-180	22	25	25	150	26	6	ZTKD0608-MG	M6*20Q	L05
	2525RR13-160H	160-400	13	25	25	150	26	6	ZTKD0608-MG	M6*20Q	L05
	2525RR22-160H	160-400	22	25	25	150	26	6	ZTKD0608-MG	M6*20Q	L05

适用 Suitable:德克刀片 DEREK Insert

Type Q

ZQ



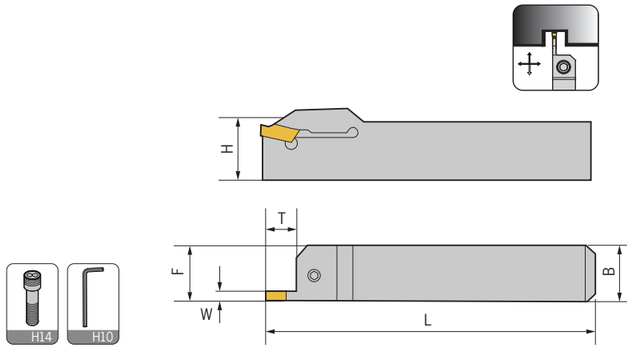

型号 Specification		最大 切深T	H	B	L	F	W	刀片 Insert	螺丝 Screw	扳手 Wrench
ZQ	1616R/L03	16	16	16	100	16.4	3	ZQMX3N11-1E	M5*17Q	L04
	2020R/L03	20	20	20	125	20.4	3	ZQMX3N11-1E	M6*20Q	L04
	2525R/L03	20	25	25	150	25.4	3	ZQMX3N11-1E	M6*20Q	L05
	3232R/L03	25	32	32	170	25.4	3	ZQMX3N11-1E	M6*22Q	L05
	1616R/L04	16	16	16	100	16.4	4	ZQMX4N11-1E	M5*17Q	L04
	2020R/L04	20	20	20	125	20.4	4	ZQMX4N11-1E	M6*20Q	L04
	2525R/L04	20	25	25	150	25.4	4	ZQMX4N11-1E	M6*20Q	L05
	3232R/L04	25	32	32	170	25.4	4	ZQMX4N11-1E	M6*22Q	L05

适用 Suitable:德克刀片 DEREK Insert

Type Q/S

Q*DR/L



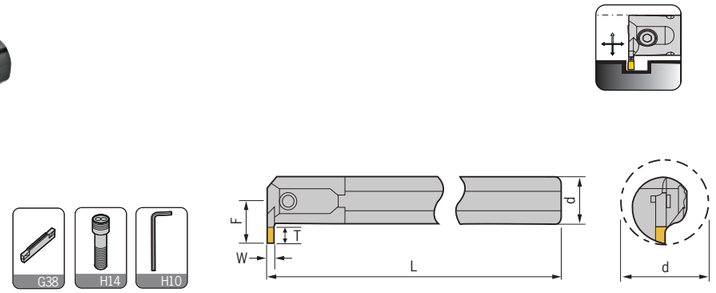

型号 Specification	最小 加工径	最大 切深T	d	L	F	W	刀片 Insert	螺丝 Screw	扳手 Wrench
C20Q-QEDR/L05-27	27	5	20	180	15.2	2.5	ZTED***** ZRED*****	M4*12Q	L04
C25R-QEDR/L07-33	33	7	25	200	20.3	2.5		M5*12Q	L04
C32S-QEDR/L09-42	42	9	32	250	25.3	2.5		M5*12Q	L04
C20Q-QFDR/L05-27	27	5	20	180	15.2	3	ZTFD***** ZRFD*****	M4*12Q	L04
C25R-QFDR/L07-33	33	7	25	200	20.3	3		M5*12Q	L04
C32S-QFDR/09-42	42	9	32	250	25.3	3		M5*12Q	L04
C25R-QGDR/L08-35	35	8	25	200	21.5	4	ZTGD***** ZRGD*****	M5*12Q	L04
C32S-QGDR/L11-44	44	11	32	250	27.5	4		M5*12Q	L04
C40T-QGDR/L13-54	54	13	40	300	33.5	4		M5*12Q	L04
C25R-QHDR/L08-35	35	8	25	200	21.5	5	ZTHD***** ZRHD*****	M5*12Q	L05
C32S-QHDR/L11-44	44	11	32	250	27.5	5		M6*20Q	L05
C40T-QHDR/L13-54	54	13	40	300	33.5	5		M6*20Q	L05
C25R-QKDR/L08-35	35	8	25	200	21.5	6	ZTKD***** ZRKD*****	M6*20Q	L05
C32S-QKDR/11-44	44	11	32	250	27.5	6		M6*20Q	L05
C40T-QKDR/L13-54	54	13	40	300	33.5	6		M6*20Q	L05

适用 Suitable:德克刀片 DEREK Insert

SNGR/L



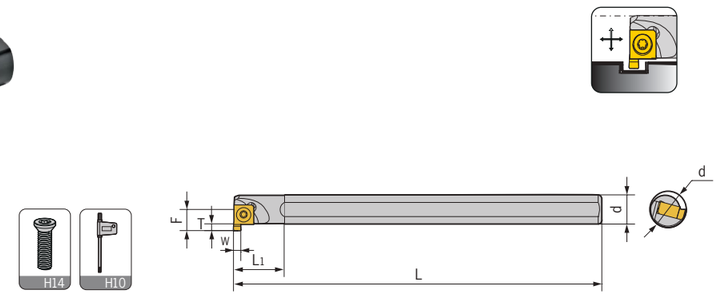

型号 Specification		最小 加工径	d	F	L	L1	T	W	刀片 Insert	螺丝 Screw	扳手 Wrench
SNGR/L	08H07	10	8	5.8	100	16	1.7	2	7GR200	M2.2*5	Q06
	10K07	12	10	6.8	125	20	1.7	2	7GR200	M2.2*6	Q06
	10K08	14	10	7.6	125	20	2.2	3	8GR300	M2.2*7	Q06
	12M08	16	12	8.6	150	24	2.2	1	8GR100	M2.2*7	Q06
	16Q09	20	16	11.5	180	32	3.2	3	9GR300	M2.5*9	Q08
	20R09	24	20	13.6	200	40	3.2	3	9GR300	M2.5*9	Q08

适用 Suitable:东芝刀片 TUNGALOY Insert



DP

DP-2-E / Square / Standard / 2 Flutes
DP-2-E 两刃直柄平头立铣刀









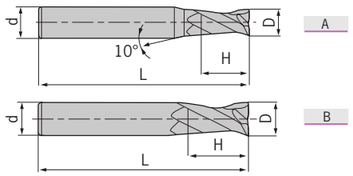

型号 Specification		刃数 Teeth	图示 Figure	D	d	H	L
DP-	D1.0S-50-2T-E	2	A	1.0	4	3	50
	D1.5S-50-2T-E	2	A	1.5	4	4	50
	D2.0S-50-2T-E	2	A	2.0	4	6	50
	D2.5S-50-2T-E	2	A	2.5	4	8	50
	D3.0S-50-2T-E	2	A	3.0	4	8	50
	D4.0S-50-2T-E	2	B	4.0	4	11	50
	D1.0-50-2T-E	2	A	1.0	6	3	50
	D1.5-50-2T-E	2	A	1.5	6	4	50
	D2.0-50-2T-E	2	A	2.0	6	6	50
	D2.5-50-2T-E	2	A	2.5	6	8	50
	D3.0-50-2T-E	2	A	3.0	6	8	50
	D3.5-50-2T-E	2	A	3.5	6	10	50
	D4.0-50-2T-E	2	A	4.0	6	11	50
	D4.5-50-2T-E	2	A	4.5	6	11	50
	D5.0-50-2T-E	2	A	5.0	6	13	50
	D5.5-50-2T-E	2	A	5.5	6	16	50
	D6.0-50-2T-E	2	B	6.0	6	16	50
	D7.0-60-2T-E	2	A	7.0	8	20	60
	D8.0-60-2T-E	2	B	8.0	8	20	60
	D9.0-75-2T-E	2	A	9.0	10	22	75
	D10.0-75-2T-E	2	B	10.0	10	25	75
	D11.0-75-2T-E	2	A	11.0	12	26	75
	D12.0-75-2T-E	2	B	12.0	12	30	75
	D14.0-75-2T-E	2	B	14.0	14	32	75
	D16.0-100-2T-E	2	B	16.0	16	45	100
	D18.0-100-2T-E	2	B	18.0	18	45	100
	D20.0-100-2T-E	2	B	20.0	20	45	100

■被加工材料使用表 ◎非常适合 ○ 适合　■Work Piece Table ◎ Excellent ○ Good

被加工材料 Work Piece										
碳素钢 Carbon steel	合金钢 Alloy steel	预硬钢、淬硬钢 Pre-hardened steel、Hardened steel			不锈钢 Stainless steel	铸铁、球墨铸铁 Cast iron, Nodular cast iron	铜合金 Copper alloy	铝合金 Aluminium alloy	钛合金 Titanium alloy	耐热合金 Heat resistant alloy
		~40HRC	~50HRC	~55HRC ~68HRC						
◎	◎	◎	◎	◎	○	◎				

DP

DP-2-EL / Square / Long / 2 Flutes
DP-2-EL 两刃直柄长刃平头立铣刀





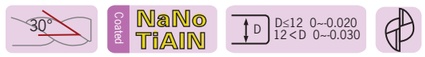

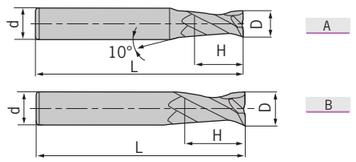

型号 Specification		刃数 Teeth	图示 Figure	D	d	H	L
DP-	D3.0-75-2T-EL	2	A	3.0	6	12	75
	D4.0-75-2T-EL	2	A	4.0	6	15	75
	D5.0-75-2T-EL	2	A	5.0	6	20	75
	D6.0-75-2T-EL	2	B	6.0	6	20	75
	D8.0-100-2T-EL	2	B	8.0	8	25	100
	D10.0-100-2T-EL	2	B	10.0	10	30	100
	D12.0-100-2T-EL	2	B	12.0	12	35	100
	D14.0-100-2T-EL	2	B	14.0	14	40	100
	D16.0-150-2T-EL	2	B	16.0	16	50	150
	D20.0-150-2T-EL	2	B	20.0	20	55	150

■被加工材料使用表 ◎非常适合 ○ 适合 ■Work Piece Table ◎ Excellent ○ Good

被加工材料 Work Piece											
碳素钢 Carbon steel	合金钢 Alloy steel	预硬钢、淬硬钢 Pre-hardened steel、Hardened steel				不锈钢 Stainless steel	铸铁、球墨铸铁 Cast iron, Nodular cast iron	铜合金 Copper alloy	铝合金 Aluminium alloy	钛合金 Titanium alloy	耐热合金 Heat resistant alloy
		~40HRC	~50HRC	~55HRC	~68HRC						
◎	◎	◎	◎	◎		○	◎				

DP

DP-4-E / Square / Standard / 4 Flutes
DP-4-E 四刃直柄平头立铣刀





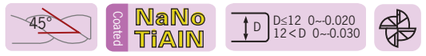

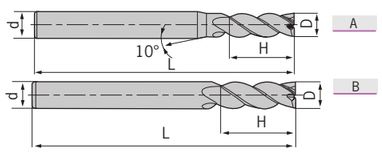

型号 Specification		刃数 Teeth	图示 Figure	D	d	H	L
DP-	D1.0S-50-4T-E	4	A	1.0	4	3	50
	D1.5S-50-4T-E	4	A	1.5	4	4	50
	D2.0S-50-4T-E	4	A	2.0	4	6	50
	D2.5S-50-4T-E	4	A	2.5	4	8	50
	D3.0S-50-4T-E	4	A	3.0	4	8	50
	D4.0S-50-4T-E	4	B	4.0	4	11	50
	D1.0-50-4T-E	4	A	1.0	6	3	50
	D1.5-50-4T-E	4	A	1.5	6	4	50
	D2.0-50-4T-E	4	A	2.0	6	6	50
	D2.5-50-4T-E	4	A	2.5	6	8	50
	D3.0-50-4T-E	4	A	3.0	6	8	50
	D3.5-50-4T-E	4	A	3.5	6	10	50
	D4.0-50-4T-E	4	A	4.0	6	11	50
	D4.5-50-4T-E	4	A	4.5	6	11	50
	D5.0-50-4T-E	4	A	5.0	6	13	50
	D5.5-50-4T-E	4	A	5.5	6	16	50
	D6.0-50-4T-E	4	B	6.0	6	16	50
	D7.0-60-4T-E	4	A	7.0	8	20	60
	D8.0-60-4T-E	4	B	8.0	8	20	60
	D9.0-75-4T-E	4	A	9.0	10	22	75
	D10.0-75-4T-E	4	B	10.0	10	25	75
	D11.0-75-4T-E	4	A	11.0	12	26	75
	D12.0-75-4T-E	4	B	12.0	12	30	75
	D14.0-75-4T-E	4	B	14.0	14	32	75
	D16.0-100-4T-E	4	B	16.0	16	45	100
	D18.0-100-4T-E	4	B	18.0	18	45	100
	D20.0-100-4T-E	4	B	20.0	20	45	100

■被加工材料使用表 ◎非常适合 ○ 适合 ■Work Piece Table ◎ Excellent ○ Good

被加工材料 Work Piece											
碳素钢 Carbon steel	合金钢 Alloy steel	预硬钢、淬硬钢 Pre-hardened steel、Hardened steel				不锈钢 Stainless steel	铸铁、球墨铸铁 Cast iron, Nodular cast iron	铜合金 Copper alloy	铝合金 Aluminium alloy	钛合金 Titanium alloy	耐热合金 Heat resistant alloy
		~40HRC	~50HRC	~55HRC	~68HRC						
◎	◎	◎	◎	◎		○	◎				

DP

DP-4-EL / Square / Long / 4 Flutes
DP-4-EL 四刃直柄平头立铣刀



粗加工 平面加工 平面加工 台阶面加工 槽\切断 侧面加工

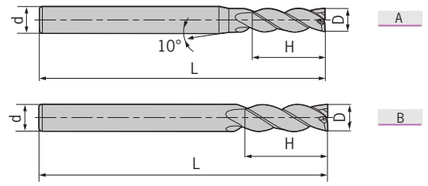

45° Coated NaNo TiAlN D D≤12 0~-0.020 12<D 0~-0.030

型号 Specification		刃数 Teeth	图示 Figure	D	d	H	L
DP-	D3.0-75-4T-EL	4	A	3.0	6	12	75
	D4.0-75-4T-EL	4	A	4.0	6	15	75
	D5.0-75-4T-EL	4	A	5.0	6	20	75
	D6.0-75-4T-EL	4	B	6.0	6	20	75
	D8.0-100-4T-EL	4	B	8.0	8	25	100
	D10.0-100-4T-EL	4	B	10.0	10	30	100
	D12.0-100-4T-EL	4	B	12.0	12	35	100
	D14.0-100-4T-EL	4	B	14.0	14	40	100
	D16.0-150-4T-EL	4	B	16.0	16	50	150
	D20.0-150-4T-EL	4	B	20.0	20	55	150

■被加工材料使用表 ◎非常适合 ○ 适合 ■Work Piece Table ◎ Excellent ○ Good

被加工材料 Work Piece											
碳素钢 Carbon steel	合金钢 Alloy steel	预硬钢、淬硬钢 Pre-hardened steel、Hardened steel				不锈钢 Stainless steel	铸铁、球墨铸铁 Cast iron, Nodular cast iron	铜合金 Copper alloy	铝合金 Aluminium alloy	钛合金 Titanium alloy	耐热合金 Heat resistant alloy
		~40HRC	~50HRC	~55HRC	~68HRC						
◎	◎	◎	◎	◎		○	◎				

DP

DP-4-G-E / Square / Standard / 4 Flutes
DP-4-G-E 四刃直柄平头立铣刀



粗加工 平面加工 平面加工 台阶面加工 槽\切断 侧面加工

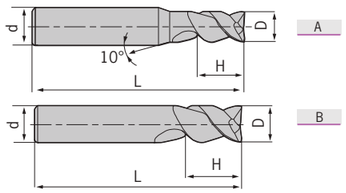

30° Coated NaNo TiAlN D D≤12 0~-0.020 12<D 0~-0.030

型号 Specification		刃数 Teeth	图示 Figure	D	d	H	L
DP-	D1.0S-50-4T-G-E	4	A	1.0	4	3	50
	D1.5S-50-4T-G-E	4	A	1.5	4	4	50
	D2.0S-50-4T-G-E	4	A	2.0	4	6	50
	D2.5S-50-4T-G-E	4	A	2.5	4	8	50
	D3.0S-50-4T-G-E	4	A	3.0	4	8	50
	D4.0S-50-4T-G-E	4	B	4.0	4	11	50
	D1.0-50-4T-G-E	4	A	1.0	6	3	50
	D1.5-50-4T-G-E	4	A	1.5	6	4	50
	D2.0-50-4T-G-E	4	A	2.0	6	6	50
	D2.5-50-4T-G-E	4	A	2.5	6	8	50
	D3.0-50-4T-G-E	4	A	3.0	6	8	50
	D3.5-50-4T-G-E	4	A	3.5	6	10	50
	D4.0-50-4T-G-E	4	A	4.0	6	11	50
	D4.5-50-4T-G-E	4	A	4.5	6	11	50
	D5.0-50-4T-G-E	4	A	5.0	6	13	50
	D5.5-50-4T-G-E	4	A	5.5	6	16	50
	D6.0-50-4T-G-E	4	B	6.0	6	16	50
	D7.0-60-4T-G-E	4	A	7.0	8	20	60
	D8.0-60-4T-G-E	4	B	8.0	8	20	60
	D9.0-75-4T-G-E	4	A	9.0	10	22	75
	D10.0-75-4T-G-E	4	B	10.0	10	25	75
	D11.0-75-4T-G-E	4	A	11.0	12	26	75
	D12.0-75-4T-G-E	4	B	12.0	12	30	75
	D14.0-75-4T-G-E	4	B	14.0	14	32	75
	D16.0-100-4T-G-E	4	B	16.0	16	45	100
	D18.0-100-4T-G-E	4	B	18.0	18	45	100
	D20.0-100-4T-G-E	4	B	20.0	20	45	100

■被加工材料使用表 ◎非常适合 ○ 适合 ■Work Piece Table ◎ Excellent ○ Good

被加工材料 Work Piece											
碳素钢 Carbon steel	合金钢 Alloy steel	预硬钢、淬硬钢 Pre-hardened steel、Hardened steel				不锈钢 Stainless steel	铸铁、球墨铸铁 Cast iron, Nodular cast iron	铜合金 Copper alloy	铝合金 Aluminium alloy	钛合金 Titanium alloy	耐热合金 Heat resistant alloy
		~40HRC	~50HRC	~55HRC	~68HRC						
◎	◎	◎	◎	◎		○	◎				

DP

DP-4-G-EL / Square / Long / 4 Flutes
DP-4-G-EL 四刃直柄长柄平头立铣刀





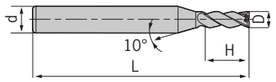

A

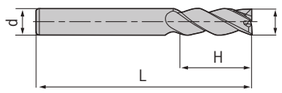

B



型号 Specification		刃数 Teeth	图示 Figure	D	d	H	L
DP-	D3.0-75-4T-G-EL	4	A	3.0	6	12	75
	D4.0-75-4T-G-EL	4	A	4.0	6	15	75
	D5.0-75-4T-G-EL	4	A	5.0	6	20	75
	D6.0-75-4T-G-EL	4	B	6.0	6	20	75
	D8.0-100-4T-G-EL	4	B	8.0	8	25	100
	D10.0-100-4T-G-EL	4	B	10.0	10	30	100
	D12.0-100-4T-G-EL	4	B	12.0	12	35	100
	D14.0-100-4T-G-EL	4	B	14.0	14	40	100
	D16.0-150-4T-G-EL	4	B	16.0	16	50	150
	D20.0-150-4T-G-EL	4	B	20.0	20	55	150

■被加工材料使用表 ◎非常适合 ○ 适合 ■Work Piece Table ◎ Excellent ○ Good

被加工材料 Work Piece											
碳素钢 Carbon steel	合金钢 Alloy steel	预硬钢、淬硬钢 Pre-hardened steel、Hardened steel				不锈钢 Stainless steel	铸铁、球墨铸铁 Cast iron, Nodular cast iron	铜合金 Copper alloy	铝合金 Aluminium alloy	钛合金 Titanium alloy	耐热合金 Heat resistant alloy
		~40HRC	~50HRC	~55HRC	~68HRC						
◎	◎	◎	◎	◎		○	◎				

DP

DP-2-B / Ball / Standard / 2 Flutes
DP-2-B 两刃直柄球头立铣刀





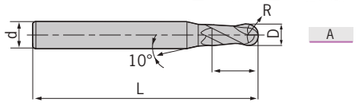

A

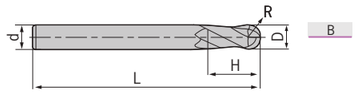

B



型号 Specification		刃数 Teeth	图示 Figure	D	R	d	H	L
DP-	R0.5S-50-2T-B	2	A	1.0	0.5	4	2	50
	R0.75S-50-2T-B	2	A	1.5	0.75	4	3	50
	R1.0S-50-2T-B	2	A	2.0	1.0	4	4	50
	R1.25S-50-2T-B	2	A	2.5	1.25	4	5	50
	R1.5S-50-2T-B	2	A	3.0	1.5	4	6	50
	R2.0S-50-2T-B	2	B	4.0	2.0	4	8	50
	R0.5-50-2T-B	2	A	1.0	0.5	6	2	50
	R0.75-50-2T-B	2	A	1.5	0.75	6	3	50
	R1.0-50-2T-B	2	A	2.0	1.0	6	4	50
	R1.25-50-2T-B	2	A	2.5	1.25	6	5	50
	R1.5-50-2T-B	2	A	3.0	1.5	6	6	50
	R1.75-50-2T-B	2	A	3.5	1.75	6	8	50
	R2.0-50-2T-B	2	A	4.0	2.0	6	8	50
	R2.5-50-2T-B	2	A	5.0	2.5	6	10	50
	R2.75-50-2T-B	2	A	5.5	2.75	6	12	50
	R3.0-50-2T-B	2	B	6.0	3.0	6	12	50
	R3.5-60-2T-B	2	A	7.0	3.5	8	14	60
	R4.0-60-2T-B	2	B	8.0	4.0	8	16	60
	R4.5-75-2T-B	2	A	9.0	4.5	10	18	75
	R5.0-75-2T-B	2	B	10.0	5.0	10	20	75
	R6.0-75-2T-B	2	B	12.0	6.0	12	24	75
	R7.0-75-2T-B	2	B	14.0	7.0	14	28	75
	R8.0-100-2T-B	2	B	16.0	8.0	16	32	100
	R10.0-100-2T-B	2	B	20.0	10.0	20	40	100

■被加工材料使用表 ◎非常适合 ○ 适合 ■Work Piece Table ◎ Excellent ○ Good

被加工材料 Work Piece											
碳素钢 Carbon steel	合金钢 Alloy steel	预硬钢、淬硬钢 Pre-hardened steel、Hardened steel				不锈钢 Stainless steel	铸铁、球墨铸铁 Cast iron, Nodular cast iron	铜合金 Copper alloy	铝合金 Aluminium alloy	钛合金 Titanium alloy	耐热合金 Heat resistant alloy
		~40HRC	~50HRC	~55HRC	~68HRC						
◎	◎	◎	◎	◎		○	◎				

DP

DP-2-BL / Ball / Long / 2 Flutes
DP-2-BL 两刃直柄长柄球头立铣刀





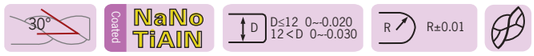

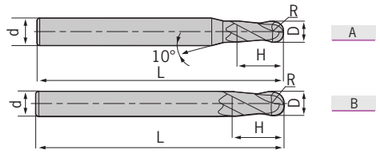

型号 Specification		刃数 Teeth	图示 Figure	D	R	d	H	L
DP-	R1.0-75-2T-BL	2	A	2.0	1.0	6	4	75
	R1.25-75-2T-BL	2	A	2.5	1.25	6	5	75
	R1.5-75-2T-BL	2	A	3.0	1.5	6	6	75
	R1.75-75-2T-BL	2	A	3.5	1.75	6	8	75
	R2.0-75-2T-BL	2	A	4.0	2.0	6	8	75
	R2.5-75-2T-BL	2	A	5.0	2.5	6	10	75
	R2.75-75-2T-BL	2	A	5.5	2.75	6	12	75
	R3.0-75-2T-BL	2	B	6.0	3.0	6	12	75
	R3.5-75-2T-BL	2	A	7.0	3.5	8	14	75
	R4.0-100-2T-BL	2	B	8.0	4.0	8	16	100
	R4.5-100-2T-BL	2	A	9.0	4.5	10	18	100
	R5.0-100-2T-BL	2	B	10.0	5.0	10	20	100
	R6.0-100-2T-BL	2	B	12.0	6.0	12	24	100
	R7.0-100-2T-BL	2	B	14.0	7.0	14	28	100
	R8.0-150-2T-BL	2	B	16.0	8.0	16	32	150
	R10.0-150-2T-BL	2	B	20.0	10.0	20	40	150

■被加工材料使用表 ◎非常适合 ○ 适合 ■Work Piece Table ◎ Excellent ○ Good

被加工材料 Work Piece											
碳素钢 Carbon steel	合金钢 Alloy steel	预硬钢、淬硬钢 Pre-hardened steel、Hardened steel				不锈钢 Stainless steel	铸铁、球墨铸铁 Cast iron, Nodular cast iron	铜合金 Copper alloy	铝合金 Aluminium alloy	钛合金 Titanium alloy	耐热合金 Heat resistant alloy
		~40HRC	~50HRC	~55HRC	~68HRC						
◎	◎	◎	◎	◎		○	◎				

DP

DP-2-R / Corner Radius / Standard / 2 Flutes
DP-2-R 两刃直柄圆弧立铣刀







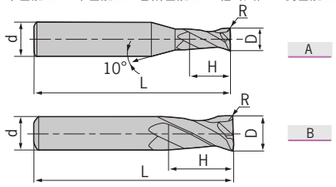

型号 Specification		刃数 Teeth	图示 Figure	D	R	d	H	L
DP-	D1.0R0.2-50-2T-R	2	A	1.0	0.2	4	3	50
	D1.5R0.2-50-2T-R	2	A	1.5	0.2	4	4	50
	D2.0R0.2-50-2T-R	2	A	2.0	0.2	4	6	50
	D2.0R0.5-50-2T-R	2	A	2.0	0.5	4	6	50
	D2.5R0.2-50-2T-R	2	A	2.5	0.2	4	8	50
	D2.5R0.5-50-2T-R	2	A	2.5	0.5	4	8	50
	D3.0R0.2-50-2T-R	2	A	3.0	0.2	4	8	50
	D3.0R0.3-50-2T-R	2	A	3.0	0.3	4	8	50
	D3.0R0.5-50-2T-R	2	A	3.0	0.5	4	8	50
	D4.0R0.2-50-2T-R	2	B	4.0	0.2	4	11	50
	D4.0R0.3-50-2T-R	2	B	4.0	0.3	4	11	50
	D4.0R0.5-50-2T-R	2	B	4.0	0.5	4	11	50
	D4.0R1.0-50-2T-R	2	B	4.0	1.0	4	11	50
	D5.0R0.3-50-2T-R	2	A	5.0	0.3	6	13	50
	D5.0R0.5-50-2T-R	2	A	5.0	0.5	6	13	50
	D5.0R1.0-50-2T-R	2	A	5.0	1.0	6	13	50
	D6.0R0.3-50-2T-R	2	B	6.0	0.3	6	16	50
	D6.0R0.5-50-2T-R	2	B	6.0	0.5	6	16	50
	D6.0R1.0-50-2T-R	2	B	6.0	1.0	6	16	50
	D8.0R0.3-60-2T-R	2	B	8.0	0.3	8	20	60
	D8.0R0.5-60-2T-R	2	B	8.0	0.5	8	20	60
	D8.0R1.0-60-2T-R	2	B	8.0	1.0	8	20	60
	D10.0R0.5-75-2T-R	2	B	10.0	0.5	10	25	75
	D10.0R1.0-75-2T-R	2	B	10.0	1.0	10	25	75
	D10.0R1.5-75-2T-R	2	B	10.0	1.5	10	25	75
	D10.0R2.0-75-2T-R	2	B	10.0	2.0	10	25	75
	D12.0R0.5-75-2T-R	2	B	12.0	0.5	12	30	75
	D12.0R1.0-75-2T-R	2	B	12.0	1.0	12	30	75
	D12.0R1.5-75-2T-R	2	B	12.0	1.5	12	30	75
	D12.0R2.0-75-2T-R	2	B	12.0	2.0	12	30	75

■被加工材料使用表 ◎非常适合 ○ 适合 ■Work Piece Table ◎ Excellent ○ Good

被加工材料 Work Piece											
碳素钢 Carbon steel	合金钢 Alloy steel	预硬钢、淬硬钢 Pre-hardened steel、Hardened steel				不锈钢 Stainless steel	铸铁、球墨铸铁 Cast iron, Nodular cast iron	铜合金 Copper alloy	铝合金 Aluminium alloy	钛合金 Titanium alloy	耐热合金 Heat resistant alloy
		~40HRC	~50HRC	~55HRC	~68HRC						
◎	◎	◎	◎	◎		○	◎				

DP

DP-4-R /Corner Radius / Standard / 4 Flutes
DP-4-R 四刃直柄圆弧立铣刀



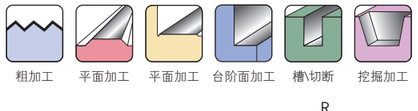

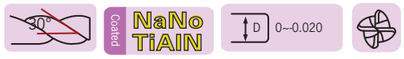

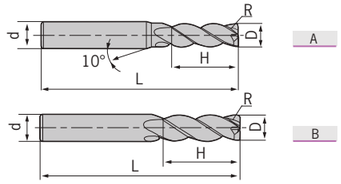

型号 Specification		刃数 Teeth	图示 Figure	D	R	d	H	L
DP-	D3.0R0.2-50-4T-R	4	A	3.0	0.2	6	8	50
	D4.0R0.3-50-4T-R	4	B	4.0	0.3	6	10	50
	D4.0R0.5-50-4T-R	4	B	4.0	0.5	6	10	50
	D5.0R0.5-50-4T-R	4	A	5.0	0.5	6	13	50
	D5.0R1.0-50-4T-R	4	A	5.0	1.0	6	13	50
	D6.0R0.5-50-4T-R	4	B	6.0	0.5	6	16	50
	D6.0R1.0-50-4T-R	4	B	6.0	1.0	6	16	50
	D8.0R0.5-60-4T-R	4	B	8.0	0.5	8	20	60
	D8.0R1.0-60-4T-R	4	B	8.0	1.0	8	20	60
	D10.0R0.5-75-4T-R	4	B	10.0	0.5	10	25	75
	D10.0R1.0-75-4T-R	4	B	10.0	1.0	10	25	75
	D10.0R2.0-75-4T-R	4	B	10.0	2.0	10	25	75
	D10.0R3.0-75-4T-R	4	B	10.0	3.0	10	25	75
	D12.0R0.5-75-4T-R	4	B	12.0	0.5	12	30	75
	D12.0R1.0-75-4T-R	4	B	12.0	1.0	12	30	75
	D12.0R2.0-75-4T-R	4	B	12.0	2.0	12	30	75
	D12.0R3.0-75-4T-R	4	B	12.0	3.0	12	30	75

■被加工材料使用表 ◎非常适合 ○ 适合 ■Work Piece Table ◎ Excellent ○ Good

被加工材料 Work Piece											
碳素钢 Carbon steel	合金钢 Alloy steel	预硬钢、淬硬钢 Pre-hardened steel、Hardened steel				不锈钢 Stainless steel	铸铁、球墨铸铁 Cast iron, Nodular cast iron	铜合金 Copper alloy	铝合金 Aluminium alloy	钛合金 Titanium alloy	耐热合金 Heat resistant alloy
		~40HRC	~50HRC	~55HRC	~68HRC						
◎	◎	◎	◎	◎		○	◎				

DG

DG-2-E / Square / Standard / 2 Flutes
DG-2-E 两刃直柄平头立铣刀







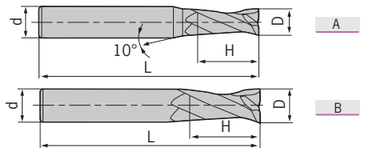

型号 Specification		刃数 Teeth	图示 Figure	D	d	H	L
DG-	D1.0S-50-2T-E	2	A	1.0	4	3	50
	D1.5S-50-2T-E	2	A	1.5	4	4	50
	D2.0S-50-2T-E	2	A	2.0	4	6	50
	D2.5S-50-2T-E	2	A	2.5	4	8	50
	D3.0S-50-2T-E	2	A	3.0	4	8	50
	D4.0S-50-2T-E	2	B	4.0	4	11	50
	D1.0-50-2T-E	2	A	1.0	6	3	50
	D1.5-50-2T-E	2	A	1.5	6	4	50
	D2.0-50-2T-E	2	A	2.0	6	6	50
	D2.5-50-2T-E	2	A	2.5	6	8	50
	D3.0-50-2T-E	2	A	3.0	6	8	50
	D3.5-50-2T-E	2	A	3.5	6	10	50
	D4.0-50-2T-E	2	A	4.0	6	11	50
	D4.5-50-2T-E	2	A	4.5	6	11	50
	D5.0-50-2T-E	2	A	5.0	6	13	50
	D5.5-50-2T-E	2	A	5.5	6	16	50
	D6.0-50-2T-E	2	B	6.0	6	16	50
	D7.0-60-2T-E	2	A	7.0	8	20	60
	D8.0-60-2T-E	2	B	8.0	8	20	60
	D9.0-75-2T-E	2	A	9.0	10	22	75
	D10.0-75-2T-E	2	B	10.0	10	25	75
	D11.0-75-2T-E	2	A	11.0	12	26	75
	D12.0-75-2T-E	2	B	12.0	12	30	75
	D14.0-75-2T-E	2	B	14.0	14	32	75
	D16.0-100-2T-E	2	B	16.0	16	45	100
	D18.0-100-2T-E	2	B	18.0	18	45	100
	D20.0-100-2T-E	2	B	20.0	20	45	100

■被加工材料使用表 ◎非常适合 ○ 适合 ■Work Piece Table ◎ Excellent ○ Good

被加工材料 Work Piece											
碳素钢 Carbon steel	合金钢 Alloy steel	预硬钢、淬硬钢 Pre-hardened steel、Hardened steel				不锈钢 Stainless steel	铸铁、球墨铸铁 Cast iron, Nodular cast iron	铜合金 Copper alloy	铝合金 Aluminium alloy	钛合金 Titanium alloy	耐热合金 Heat resistant alloy
		~40HRC	~50HRC	~55HRC	~68HRC						
◎	◎	◎	○			○	◎				

DG

DG-2-EL / Square / Long / 2 Flutes
DG-2-EL 两刃直柄长刃平头立铣刀







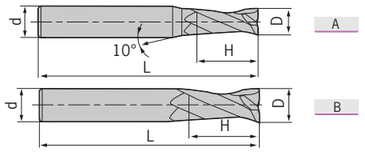

	型号 Specification	刃数 Teeth	图示 Figure	D	d	H	L
DG-	D3.0-75-2T-EL	2	A	3.0	6	12	75
	D4.0-75-2T-EL	2	A	4.0	6	15	75
	D5.0-75-2T-EL	2	A	5.0	6	20	75
	D6.0-75-2T-EL	2	B	6.0	6	20	75
	D8.0-100-2T-EL	2	B	8.0	8	25	100
	D10.0-100-2T-EL	2	B	10.0	10	30	100
	D12.0-100-2T-EL	2	B	12.0	12	35	100
	D14.0-100-2T-EL	2	B	14.0	14	40	100
	D16.0-150-2T-EL	2	B	16.0	16	50	150
	D20.0-150-2T-EL	2	B	20.0	20	55	150

■被加工材料使用表 ◎非常适合 ○ 适合 ■Work Piece Table ◎ Excellent ○ Good

被加工材料 Work Piece										
碳素钢 Carbon steel	合金钢 Alloy steel	预硬钢、淬硬钢 Pre-hardened steel、Hardened steel				不锈钢 Stainless steel	铸铁、球墨铸铁 Cast iron, Nodular cast iron	铜合金 Copper alloy	铝合金 Aluminium alloy	钛合金 Titanium alloy	耐热合金 Heat resistant alloy
		~40HRC	~50HRC	~55HRC	~68HRC						
◎	◎	◎	○			○	◎				

DG

DG-2-ES / Square / Micro / 2 Flutes
DG-2-ES 两刃直柄微小径平头立铣刀





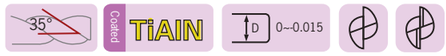

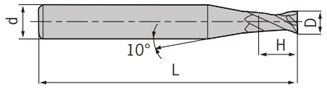

	型号 Specification	刃数 Teeth	D	d	H	L
DG-	D0.3-50-2T-ES	2	0.3	4	0.6	50
	D0.4-50-2T-ES	2	0.4	4	0.8	50
	D0.5-50-2T-ES	2	0.5	4	1.0	50
	D0.6-50-2T-ES	2	0.6	4	1.2	50
	D0.7-50-2T-ES	2	0.7	4	1.4	50
	D0.8-50-2T-ES	2	0.8	4	1.6	50
	D0.9-50-2T-ES	2	0.9	4	1.8	50
	D1.0-50-2T-ES	2	1.0	4	2.0	50
	D1.1-50-2T-ES	2	1.1	4	2.0	50
	D1.2-50-2T-ES	2	1.2	4	2.5	50
	D1.3-50-2T-ES	2	1.3	4	2.5	50
	D1.4-50-2T-ES	2	1.4	4	3.0	50
	D1.5-50-2T-ES	2	1.5	4	3.0	50
	D1.6-50-2T-ES	2	1.6	4	3.5	50
	D1.7-50-2T-ES	2	1.7	4	3.5	50
	D1.8-50-2T-ES	2	1.8	4	4.0	50
	D1.9-50-2T-ES	2	1.9	4	4.0	50
	D2.0-50-2T-ES	2	2.0	4	4.0	50
	D2.1-50-2T-ES	2	2.1	4	4.0	50
	D2.2-50-2T-ES	2	2.2	4	4.5	50
	D2.3-50-2T-ES	2	2.3	4	4.5	50
	D2.4-50-2T-ES	2	2.4	4	5.0	50
	D2.5-50-2T-ES	2	2.5	4	5.0	50
	D2.6-50-2T-ES	2	2.6	4	5.0	50
	D2.7-50-2T-ES	2	2.7	4	5.5	50
	D2.8-50-2T-ES	2	2.8	4	5.5	50
	D2.9-50-2T-ES	2	2.9	4	6.0	50
	D3.0-50-2T-ES	2	3.0	4	6.0	50

■被加工材料使用表 ◎非常适合 ○ 适合 ■Work Piece Table ◎ Excellent ○ Good

被加工材料 Work Piece										
碳素钢 Carbon steel	合金钢 Alloy steel	预硬钢、淬硬钢 Pre-hardened steel、Hardened steel				不锈钢 Stainless steel	铸铁、球墨铸铁 Cast iron, Nodular cast iron	铜合金 Copper alloy	铝合金 Aluminium alloy	钛合金 Titanium alloy	耐热合金 Heat resistant alloy
		~40HRC	~50HRC	~55HRC	~68HRC						
◎	◎	◎	○			○	◎				

DG

DG-2-EP / Square / Long Neck / Short Flute / 2 Flutes
DG-2-EP 两刃直柄长颈短刃平头立铣刀





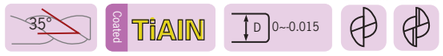

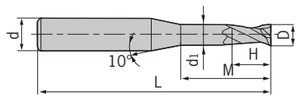

型号 Specification	刃数 Teeth	D	d	H	M	d1	L
DG- D0.5-M04-50-2T-EP	2	0.5	4	0.7	4	0.45	50
D0.5-M06-50-2T-EP	2	0.5	4	0.7	6	0.45	50
D0.5-M08-50-2T-EP	2	0.5	4	0.7	8	0.45	50
D0.8-M04-50-2T-EP	2	0.8	4	1.2	4	0.75	50
D0.8-M06-50-2T-EP	2	0.8	4	1.2	6	0.75	50
D0.8-M08-50-2T-EP	2	0.8	4	1.2	8	0.75	50
D0.8-M10-50-2T-EP	2	0.8	4	1.2	10	0.75	50
D1.0-M04-50-2T-EP	2	1.0	4	1.5	4	0.95	50
D1.0-M06-50-2T-EP	2	1.0	4	1.5	6	0.95	50
D1.0-M08-50-2T-EP	2	1.0	4	1.5	8	0.95	50
D1.0-M10-50-2T-EP	2	1.0	4	1.5	10	0.95	50
D1.0-M12-50-2T-EP	2	1.0	4	1.5	12	0.95	50
D1.0-M14-50-2T-EP	2	1.0	4	1.5	14	0.95	50
D1.2-M06-50-2T-EP	2	1.2	4	1.8	6	1.15	50
D1.2-M08-50-2T-EP	2	1.2	4	1.8	8	1.15	50
D1.2-M10-50-2T-EP	2	1.2	4	1.8	10	1.15	50
D1.2-M12-50-2T-EP	2	1.2	4	1.8	12	1.15	50
D1.5-M06-50-2T-EP	2	1.5	4	2.3	6	1.45	50
D1.5-M08-50-2T-EP	2	1.5	4	2.3	8	1.45	50
D1.5-M10-50-2T-EP	2	1.5	4	2.3	10	1.45	50
D1.5-M12-50-2T-EP	2	1.5	4	2.3	12	1.45	50
D1.5-M14-50-2T-EP	2	1.5	4	2.3	14	1.45	50
D2.0-M06-50-2T-EP	2	2.0	4	3.0	6	1.95	50
D2.0-M08-50-2T-EP	2	2.0	4	3.0	8	1.95	50
D2.0-M10-50-2T-EP	2	2.0	4	3.0	10	1.95	50
D2.0-M12-50-2T-EP	2	2.0	4	3.0	12	1.95	50
D2.0-M14-50-2T-EP	2	2.0	4	3.0	14	1.95	50
D2.0-M16-50-2T-EP	2	2.0	4	3.0	16	1.95	50

转下页
See next page

■被加工材料使用表 ◎非常适合 ○ 适合 ■Work Piece Table ◎Excellent ○Good

被加工材料 Work Piece									
碳素钢 Carbon steel	合金钢 Alloy steel	预硬钢、淬硬钢 Pre-hardened steel、Hardened steel ~40HRC	~50HRC	~55HRC	~68HRC	不锈钢 Stainless steel	铸铁、球墨铸铁 Cast iron, Nodular cast iron	铜合金 Copper alloy	铝合金 Aluminium alloy	钛合金 Titanium alloy	耐热合金 Heat resistant alloy
◎	◎	◎	○			○	◎				

DG

DG-2-EP / Square / Long Neck / Short Flute / 2 Flutes
DG-2-EP 两刃直柄长颈短刃平头立铣刀





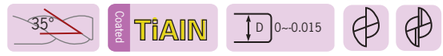

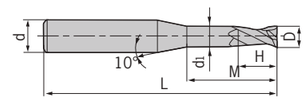

型号 Specification	刃数 Teeth	D	d	H	M	d1	L
DG- D2.5-M08-50-2T-EP	2	2.5	4	3.7	8	2.4	50
D2.5-M10-50-2T-EP	2	2.5	4	3.7	10	2.4	50
D2.5-M12-50-2T-EP	2	2.5	4	3.7	12	2.4	50
D2.5-M14-50-2T-EP	2	2.5	4	3.7	14	2.4	50
D2.5-M16-60-2T-EP	2	2.5	4	3.7	16	2.4	60
D2.5-M18-60-2T-EP	2	2.5	4	3.7	18	2.4	60
D2.5-M20-60-2T-EP	2	2.5	4	3.7	20	2.4	60
D3.0-M06-50-2T-EP	2	3.0	6	4.5	6	2.85	50
D3.0-M08-50-2T-EP	2	3.0	6	4.5	8	2.85	50
D3.0-M10-50-2T-EP	2	3.0	6	4.5	10	2.85	50
D3.0-M12-50-2T-EP	2	3.0	6	4.5	12	2.85	50
D3.0-M14-60-2T-EP	2	3.0	6	4.5	14	2.85	60
D3.0-M16-60-2T-EP	2	3.0	6	4.5	16	2.85	60
D3.0-M18-60-2T-EP	2	3.0	6	4.5	18	2.85	60
D3.0-M20-60-2T-EP	2	3.0	6	4.5	20	2.85	60
D4.0-M12-50-2T-EP	2	4.0	6	6.0	12	3.85	50
D4.0-M16-60-2T-EP	2	4.0	6	6.0	16	3.85	60
D4.0-M20-60-2T-EP	2	4.0	6	6.0	20	3.85	60
D4.0-M25-60-2T-EP	2	4.0	6	6.0	25	3.85	60
D5.0-M16-60-2T-EP	2	5.0	6	7.5	16	4.85	60
D5.0-M25-70-2T-EP	2	5.0	6	7.5	25	4.85	70

■被加工材料使用表 ◎非常适合 ○ 适合 ■Work Piece Table ◎Excellent ○Good

被加工材料 Work Piece									
碳素钢 Carbon steel	合金钢 Alloy steel	预硬钢、淬硬钢 Pre-hardened steel、Hardened steel ~40HRC	~50HRC	~55HRC	~68HRC	不锈钢 Stainless steel	铸铁、球墨铸铁 Cast iron, Nodular cast iron	铜合金 Copper alloy	铝合金 Aluminium alloy	钛合金 Titanium alloy	耐热合金 Heat resistant alloy
◎	◎	◎	○			○	◎				

DG

DG-4-E / Square / Standard / 4 Flutes
DG-4-E 四刃直柄平头立铣刀





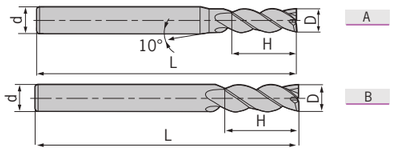



型号 Specification		刃数 Teeth	图示 Figure	D	d	H	L
DG-	D1.0S-50-4T-E	4	A	1.0	4	3	50
	D1.5S-50-4T-E	4	A	1.5	4	4	50
	D2.0S-50-4T-E	4	A	2.0	4	6	50
	D2.5S-50-4T-E	4	A	2.5	4	8	50
	D3.0S-50-4T-E	4	A	3.0	4	8	50
	D4.0S-50-4T-E	4	B	4.0	4	11	50
	D1.0-50-4T-E	4	A	1.0	6	3	50
	D1.5-50-4T-E	4	A	1.5	6	4	50
	D2.0-50-4T-E	4	A	2.0	6	6	50
	D2.5-50-4T-E	4	A	2.5	6	8	50
	D3.0-50-4T-E	4	A	3.0	6	8	50
	D3.5-50-4T-E	4	A	3.5	6	10	50
	D4.0-50-4T-E	4	A	4.0	6	11	50
	D4.5-50-4T-E	4	A	4.5	6	11	50
	D5.0-50-4T-E	4	A	5.0	6	13	50
	D5.5-50-4T-E	4	A	5.5	6	16	50
	D6.0-50-4T-E	4	B	6.0	6	16	50
	D7.0-60-4T-E	4	A	7.0	8	20	60
	D8.0-60-4T-E	4	B	8.0	8	20	60
	D9.0-75-4T-E	4	A	9.0	10	22	75
	D10.0-75-4T-E	4	B	10.0	10	25	75
	D11.0-75-4T-E	4	A	11.0	12	26	75
	D12.0-75-4T-E	4	B	12.0	12	30	75
	D14.0-75-4T-E	4	B	14.0	14	32	75
	D16.0-100-4T-E	4	B	16.0	16	45	100
	D18.0-100-4T-E	4	B	18.0	18	45	100
	D20.0-100-4T-E	4	B	20.0	20	45	100

■被加工材料使用表 ◎非常适合 ○ 适合 ■Work Piece Table ◎ Excellent ○ Good

被加工材料 Work Piece										
碳素钢 Carbon steel	合金钢 Alloy steel	预硬钢、淬硬钢 Pre-hardened steel、Hardened steel			不锈钢 Stainless steel	铸铁、球墨铸铁 Cast iron, Nodular cast iron	铜合金 Copper alloy	铝合金 Aluminium alloy	钛合金 Titanium alloy	耐热合金 Heat resistant alloy
		~40HRC	~50HRC	~55HRC ~68HRC						
◎	◎	◎	○		○	◎				

DG

DG-4-EL / Square / Long / 4 Flutes
DG-4-EL 四刃直柄长刃平头立铣刀





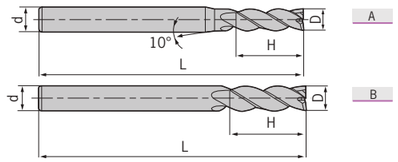



型号 Specification		刃数 Teeth	图示 Figure	D	d	H	L
DG-	D3.0-75-4T-EL	4	A	3.0	6	12	75
	D4.0-75-4T-EL	4	A	4.0	6	15	75
	D5.0-75-4T-EL	4	A	5.0	6	20	75
	D6.0-75-4T-EL	4	B	6.0	6	20	75
	D8.0-100-4T-EL	4	B	8.0	8	25	100
	D10.0-100-4T-EL	4	B	10.0	10	30	100
	D12.0-100-4T-EL	4	B	12.0	12	35	100
	D14.0-100-4T-EL	4	B	14.0	14	40	100
	D16.0-150-4T-EL	4	B	16.0	16	50	150
	D20.0-150-4T-EL	4	B	20.0	20	55	150

■被加工材料使用表 ◎非常适合 ○ 适合 ■Work Piece Table ◎ Excellent ○ Good

被加工材料 Work Piece										
碳素钢 Carbon steel	合金钢 Alloy steel	预硬钢、淬硬钢 Pre-hardened steel、Hardened steel			不锈钢 Stainless steel	铸铁、球墨铸铁 Cast iron, Nodular cast iron	铜合金 Copper alloy	铝合金 Aluminium alloy	钛合金 Titanium alloy	耐热合金 Heat resistant alloy
		~40HRC	~50HRC	~55HRC ~68HRC						
◎	◎	◎	○		○	◎				

DG

DG-4-G-E / Square / Standard / 4 Flutes
DG-4-G-E 四刃直柄平头立铣刀





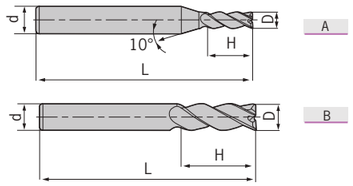



型号 Specification		刃数 Teeth	图示 Figure	D	d	H	L
DG-	D1.0S-50-4T-G-E	4	A	1.0	4	3	50
	D1.5S-50-4T-G-E	4	A	1.5	4	4	50
	D2.0S-50-4T-G-E	4	A	2.0	4	6	50
	D2.5S-50-4T-G-E	4	A	2.5	4	8	50
	D3.0S-50-4T-G-E	4	A	3.0	4	8	50
	D4.0S-50-4T-G-E	4	B	4.0	4	11	50
	D1.0-50-4T-G-E	4	A	1.0	6	3	50
	D1.5-50-4T-G-E	4	A	1.5	6	4	50
	D2.0-50-4T-G-E	4	A	2.0	6	6	50
	D2.5-50-4T-G-E	4	A	2.5	6	8	50
	D3.0-50-4T-G-E	4	A	3.0	6	8	50
	D3.5-50-4T-G-E	4	A	3.5	6	10	50
	D4.0-50-4T-G-E	4	A	4.0	6	11	50
	D4.5-50-4T-G-E	4	A	4.5	6	11	50
	D5.0-50-4T-G-E	4	A	5.0	6	13	50
	D5.5-50-4T-G-E	4	A	5.5	6	16	50
	D6.0-50-4T-G-E	4	B	6.0	6	16	50
	D7.0-60-4T-G-E	4	A	7.0	8	20	60
	D8.0-60-4T-G-E	4	B	8.0	8	20	60
	D9.0-75-4T-G-E	4	A	9.0	10	22	75
	D10.0-75-4T-G-E	4	B	10.0	10	25	75
	D11.0-75-4T-G-E	4	A	11.0	12	26	75
	D12.0-75-4T-G-E	4	B	12.0	12	30	75
	D14.0-75-4T-G-E	4	B	14.0	14	32	75
	D16.0-100-4T-G-E	4	B	16.0	16	45	100
	D18.0-100-4T-G-E	4	B	18.0	18	45	100
	D20.0-100-4T-G-E	4	B	20.0	20	45	100

■被加工材料使用表 ◎非常适合 ○ 适合 ■Work Piece Table ◎Excellent ○Good

被加工材料 Work Piece										
碳素钢 Carbon steel	合金钢 Alloy steel	预硬钢、淬硬钢 Pre-hardened steel、Hardened steel				不锈钢 Stainless steel	铸铁、球墨铸铁 Cast iron, Nodular cast iron	铜合金 Copper alloy	铝合金 Aluminium alloy	钛合金 Titanium alloy	耐热合金 Heat resistant alloy
		~40HRC	~50HRC	~55HRC	~68HRC						
◎	◎	◎	○			○	◎				

DG

DG-4-G-EL / Square / Long / 4 Flutes
DG-4-G-EL 四刃直柄长刃平头立铣刀





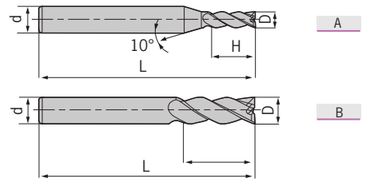

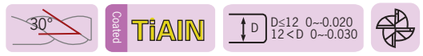

型号 Specification		刃数 Teeth	图示 Figure	D	d	H	L
DG-	D3.0-75-4T-G-EL	4	A	3.0	6	12	75
	D4.0-75-4T-G-EL	4	A	4.0	6	15	75
	D5.0-75-4T-G-EL	4	A	5.0	6	20	75
	D6.0-75-4T-G-EL	4	B	6.0	6	20	75
	D8.0-100-4T-G-EL	4	B	8.0	8	25	100
	D10.0-100-4T-G-EL	4	B	10.0	10	30	100
	D12.0-100-4T-G-EL	4	B	12.0	12	35	100
	D14.0-100-4T-G-EL	4	B	14.0	14	40	100
	D16.0-150-4T-G-EL	4	B	16.0	16	50	150
	D20.0-150-4T-G-EL	4	B	20.0	20	55	150

■被加工材料使用表 ◎非常适合 ○ 适合 ■Work Piece Table ◎Excellent ○Good

被加工材料 Work Piece										
碳素钢 Carbon steel	合金钢 Alloy steel	预硬钢、淬硬钢 Pre-hardened steel、Hardened steel				不锈钢 Stainless steel	铸铁、球墨铸铁 Cast iron, Nodular cast iron	铜合金 Copper alloy	铝合金 Aluminium alloy	钛合金 Titanium alloy	耐热合金 Heat resistant alloy
		~40HRC	~50HRC	~55HRC	~68HRC						
◎	◎	◎	○			○	◎				

DG

DG-6-E / Square / Standard / 6 Flutes
DG-6-E 六刃直柄平头立铣刀



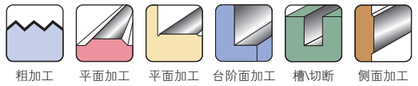



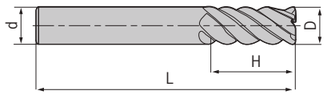

	型号 Specification	刃数 Teeth	D	d	H	L
DG-	D6.0-60-6T-E	6	6.0	6	18	60
	D8.0-60-6T-E	6	8.0	8	20	60
	D10.0-75-6T-E	6	10.0	10	30	75
	D12.0-75-6T-E	6	12.0	12	32	75
	D16.0-100-6T-E	6	16.0	16	40	100
	D20.0-100-6T-E	6	20.0	20	45	100

特 点 / Feature

■刀具刚性好，最适宜侧面精铣加工。 ■ High rigidity for side milling.
■可进行高速，大进给加工。 ■ High feed at high speed.

■被加工材料使用表 ◎非常适合 ○ 适合 ■Work Piece Table ◎ Excellent ○ Good

被加工材料 Work Piece											
碳素钢 Carbon steel	合金钢 Alloy steel	预硬钢、淬硬钢 Pre-hardened steel、Hardened steel				不锈钢 Stainless steel	铸铁、球墨铸铁 Cast iron, Nodular cast iron	铜合金 Copper alloy	铝合金 Aluminium alloy	钛合金 Titanium alloy	耐热合金 Heat resistant alloy
		~40HRC	~50HRC	~55HRC	~68HRC						
◎	◎	◎	○			○	◎				

DG

DG-6-EL / Square / Long / 6 Flutes
DG-6-EL 六刃直柄长刃平头立铣刀







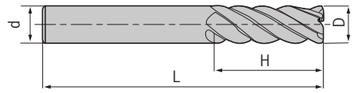

	型号 Specification	刃数 Teeth	D	d	H	L
DG-	D6.0-75-6T-EL	6	6.0	6	24	75
	D8.0-75-6T-EL	6	8.0	8	32	75
	D10.0-100-6T-EL	6	10.0	10	40	100
	D12.0-100-6T-EL	6	12.0	12	45	100
	D16.0-150-6T-EL	6	16.0	16	64	150
	D20.0-150-6T-EL	6	20.0	20	75	150

■被加工材料使用表 ◎非常适合 ○ 适合 ■Work Piece Table ◎ Excellent ○ Good

被加工材料 Work Piece											
碳素钢 Carbon steel	合金钢 Alloy steel	预硬钢、淬硬钢 Pre-hardened steel、Hardened steel				不锈钢 Stainless steel	铸铁、球墨铸铁 Cast iron, Nodular cast iron	铜合金 Copper alloy	铝合金 Aluminium alloy	钛合金 Titanium alloy	耐热合金 Heat resistant alloy
		~40HRC	~50HRC	~55HRC	~68HRC						
◎	◎	◎	○			○	◎				

DG

DG-2-B / Ball / Standard / 2 Flutes
DG-2-B 两刃直柄球头立铣刀



粗加工 仿形加工 槽\切断

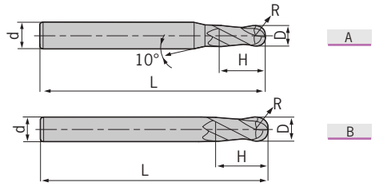

35° Coated TiAlN D D≤12 0~-0.020 12<D 0~-0.030 R R±0.01

型号 Specification		刃数 Teeth	图示 Figure	D	R	d	H	L
DG-	R0.5S-50-2T-B	2	A	1.0	0.5	4	2	50
	R0.75S-50-2T-B	2	A	1.5	0.75	4	3	50
	R1.0S-50-2T-B	2	A	2.0	1.0	4	4	50
	R1.25S-50-2T-B	2	A	2.5	1.25	4	5	50
	R1.5S-50-2T-B	2	A	3.0	1.5	4	6	50
	R2.0S-50-2T-B	2	B	4.0	2.0	4	8	50
	R0.5-50-2T-B	2	A	1.0	0.5	6	2	50
	R0.75-50-2T-B	2	A	1.5	0.75	6	3	50
	R1.0-50-2T-B	2	A	2.0	1.0	6	4	50
	R1.25-50-2T-B	2	A	2.5	1.25	6	5	50
	R1.5-50-2T-B	2	A	3.0	1.5	6	6	50
	R1.75-50-2T-B	2	A	3.5	1.75	6	8	50
	R2.0-50-2T-B	2	A	4.0	2.0	6	8	50
	R2.5-50-2T-B	2	A	5.0	2.5	6	10	50
	R2.75-50-2T-B	2	A	5.5	2.75	6	12	50
	R3.0-50-2T-B	2	B	6.0	3.0	6	12	50
	R3.5-60-2T-B	2	A	7.0	3.5	8	14	60
	R4.0-60-2T-B	2	B	8.0	4.0	8	16	60
	R4.5-75-2T-B	2	A	9.0	4.5	10	18	75
	R5.0-75-2T-B	2	B	10.0	5.0	10	20	75
	R6.0-75-2T-B	2	B	12.0	6.0	12	24	75
	R7.0-75-2T-B	2	B	14.0	7.0	14	28	75
	R8.0-100-2T-B	2	B	16.0	8.0	16	32	100
	R10.0-100-2T-B	2	B	20.0	10.0	20	40	100

特 点 / Feature

■适合于仿形铣削，可作高速加工。 ■ For profiling at high speed.

■被加工材料使用表 ◎非常适合 ○ 适合 ■Work Piece Table ◎ Excellent ○ Good

被加工材料 Work Piece										
碳素钢 Carbon steel	合金钢 Alloy steel	预硬钢、淬硬钢 Pre-hardened steel、Hardened steel ~40HRC	~50HRC	~55HRC	~68HRC	不锈钢 Stainless steel	铸铁、球墨铸铁 Cast iron, Nodular cast iron	铜合金 Copper alloy	铝合金 Aluminium alloy	钛合金 Titanium alloy	耐热合金 Heat resistant alloy
◎	◎	◎	○			○	◎				

DG

DG-2-BL / Ball / Long / 2 Flutes
DG-2-BL 两刃直柄长刃球头立铣刀



粗加工 仿形加工 槽\切断

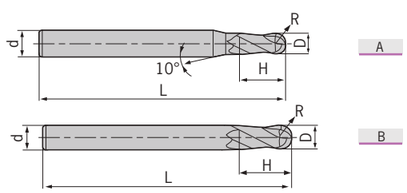

35° Coated TiAlN D D≤12 0~-0.020 12<D 0~-0.030 R R±0.01

型号 Specification		刃数 Teeth	图示 Figure	D	R	d	H	L
DG-	R1.0-75-2T-BL	2	A	2.0	1.0	6	4	75
	R1.25-75-2T-BL	2	A	2.5	1.25	6	5	75
	R1.5-75-2T-BL	2	A	3.0	1.5	6	6	75
	R1.75-75-2T-BL	2	A	3.5	1.75	6	8	75
	R2.0-75-2T-BL	2	A	4.0	2.0	6	8	75
	R2.5-75-2T-BL	2	A	5.0	2.5	6	10	75
	R2.75-75-2T-BL	2	A	5.5	2.75	6	12	75
	R3.0-75-2T-BL	2	B	6.0	3.0	6	12	75
	R3.5-75-2T-BL	2	A	7.0	3.5	8	14	75
	R4.0-100-2T-BL	2	B	8.0	4.0	8	16	100
	R4.5-100-2T-BL	2	A	9.0	4.5	10	18	100
	R5.0-100-2T-BL	2	B	10.0	5.0	10	20	100
	R6.0-100-2T-BL	2	B	12.0	6.0	12	24	100
	R7.0-100-2T-BL	2	B	14.0	7.0	14	28	100
	R8.0-150-2T-BL	2	B	16.0	8.0	16	32	150
	R10.0-150-2T-BL	2	B	20.0	10.0	20	40	150

■被加工材料使用表 ◎非常适合 ○ 适合 ■Work Piece Table ◎ Excellent ○ Good

被加工材料 Work Piece										
碳素钢 Carbon steel	合金钢 Alloy steel	预硬钢、淬硬钢 Pre-hardened steel、Hardened steel ~40HRC	~50HRC	~55HRC	~68HRC	不锈钢 Stainless steel	铸铁、球墨铸铁 Cast iron, Nodular cast iron	铜合金 Copper alloy	铝合金 Aluminium alloy	钛合金 Titanium alloy	耐热合金 Heat resistant alloy
◎	◎	◎	○			○	◎				

DG

DG-2-BP / Ball / Long Neck / Short Flute / 2 Flutes
DG-2-BP 两刃直柄长颈短刃球头立铣刀



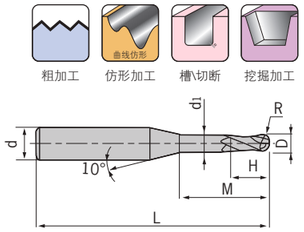

35° | Coated TiAlN | D 0 ~-0.015 | R R±0.005 R<0.5 R±0.01 R≥0.5

型号 Specification	刃数 Teeth	D	R	H	d1	M	d	L
DG- R0.25-M04-50-2T-BP	2	0.5	0.25	0.7	0.45	4	4	50
R0.25-M06-50-2T-BP	2	0.5	0.25	0.7	0.45	6	4	50
R0.3-M04-50-2T-BP	2	0.6	0.3	0.9	0.55	4	4	50
R0.3-M06-50-2T-BP	2	0.6	0.3	0.9	0.55	6	4	50
R0.3-M08-50-2T-BP	2	0.6	0.3	0.9	0.55	8	4	50
R0.4-M04-50-2T-BP	2	0.8	0.4	1.2	0.75	4	4	50
R0.4-M06-50-2T-BP	2	0.8	0.4	1.2	0.75	6	4	50
R0.4-M08-50-2T-BP	2	0.8	0.4	1.2	0.75	8	4	50
R0.4-M10-50-2T-BP	2	0.8	0.4	1.2	0.75	10	4	50
R0.5-M04-50-2T-BP	2	1.0	0.5	1.5	0.95	4	4	50
R0.5-M06-50-2T-BP	2	1.0	0.5	1.5	0.95	6	4	50
R0.5-M08-50-2T-BP	2	1.0	0.5	1.5	0.95	8	4	50
R0.5-M10-50-2T-BP	2	1.0	0.5	1.5	0.95	10	4	50
R0.5-M12-50-2T-BP	2	1.0	0.5	1.5	0.95	12	4	50
R0.6-M06-50-2T-BP	2	1.2	0.6	1.8	1.15	6	4	50
R0.6-M08-50-2T-BP	2	1.2	0.6	1.8	1.15	8	4	50
R0.6-M12-50-2T-BP	2	1.2	0.6	1.8	1.15	12	4	50
R0.6-M16-50-2T-BP	2	1.2	0.6	1.8	1.15	16	4	50
R0.75-M08-50-2T-BP	2	1.5	0.75	2.3	1.45	8	4	50
R0.75-M12-50-2T-BP	2	1.5	0.75	2.3	1.45	12	4	50
R0.75-M16-50-2T-BP	2	1.5	0.75	2.3	1.45	16	4	50
R1.0-M06-50-2T-BP	2	2.0	1.0	3.0	1.95	6	4	50
R1.0-M08-50-2T-BP	2	2.0	1.0	3.0	1.95	8	4	50
R1.0-M10-50-2T-BP	2	2.0	1.0	3.0	1.95	10	4	50
R1.0-M12-50-2T-BP	2	2.0	1.0	3.0	1.95	12	4	50
R1.0-M16-50-2T-BP	2	2.0	1.0	3.0	1.95	16	4	50
R1.0-M20-50-2T-BP	2	2.0	1.0	3.0	1.95	20	4	50
R1.25-M08-50-2T-BP	2	2.5	1.25	3.7	2.4	8	4	50
R1.25-M12-50-2T-BP	2	2.5	1.25	3.7	2.4	12	4	50

转下页 See next page

■被加工材料使用表 ◎非常适合 ○ 适合 ■Work Piece Table ◎ Excellent ○ Good

被加工材料 Work Piece										
碳素钢 Carbon steel	合金钢 Alloy steel	预硬钢、淬硬钢 Pre-hardened steel、Hardened steel ~40HRC	~50HRC	~55HRC	~68HRC	不锈钢 Stainless steel	铸铁、球墨铸铁 Cast iron, Nodular cast iron	铜合金 Copper alloy	铝合金 Aluminium alloy	钛合金 Titanium alloy	耐热合金 Heat resistant alloy
◎	◎	◎	○			○	◎				

DG
DG-2-BP / Ball / Long Neck / Short Flute / 2 Flutes
DG-2-BP 两刃直柄长颈短刃球头立铣刀



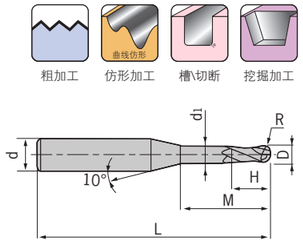

35° | Coated TiAlN | D 0 ~-0.015 | R R±0.005 R<0.5 R±0.01 R≥0.5

型号 Specification	刃数 Teeth	D	R	H	d1	M	d	L
DG- R1.25-M16-60-2T-BP	2	2.5	1.25	3.7	2.4	16	4	60
R1.25-M20-60-2T-BP	2	2.5	1.25	3.7	2.4	20	4	60
R1.5-M08-50-2T-BP	2	3.0	1.5	4.5	2.85	8	6	50
R1.5-M10-50-2T-BP	2	3.0	1.5	4.5	2.85	10	6	50
R1.5-M12-50-2T-BP	2	3.0	1.5	4.5	2.85	12	6	50
R1.5-M16-60-2T-BP	2	3.0	1.5	4.5	2.85	16	6	60
R1.5-M20-60-2T-BP	2	3.0	1.5	4.5	2.85	20	6	60
R2.0-M10-60-2T-BP	2	4.0	2.0	6.0	3.85	10	6	60
R2.0-M16-60-2T-BP	2	4.0	2.0	6.0	3.85	16	6	60
R2.0-M20-60-2T-BP	2	4.0	2.0	6.0	3.85	20	6	60
R2.0-M25-60-2T-BP	2	4.0	2.0	6.0	3.85	25	6	60
R2.5-M16-60-2T-BP	2	5.0	2.5	7.5	4.85	16	6	60
R2.5-M25-70-2T-BP	2	5.0	2.5	7.5	4.85	25	6	70

特 点 / Feature

■适用于细槽加工以及自由曲面加工。■ For rib-processing and profiling in slots.

■被加工材料使用表 ◎非常适合 ○ 适合 ■Work Piece Table ◎ Excellent ○ Good

被加工材料 Work Piece										
碳素钢 Carbon steel	合金钢 Alloy steel	预硬钢、淬硬钢 Pre-hardened steel、Hardened steel ~40HRC	~50HRC	~55HRC	~68HRC	不锈钢 Stainless steel	铸铁、球墨铸铁 Cast iron, Nodular cast iron	铜合金 Copper alloy	铝合金 Aluminium alloy	钛合金 Titanium alloy	耐热合金 Heat resistant alloy
◎	◎	◎	○			○	◎				

DG

DG-4-B / Ball / Standard / 4 Flutes
DG-4-B 四刃直柄球头立铣刀



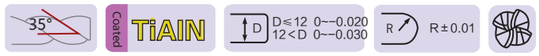



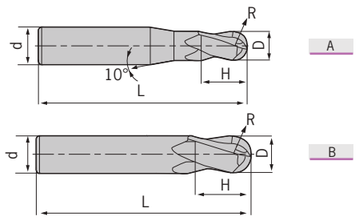

型号 Specification		刃数 Teeth	图示 Figure	D	R	d	H	L
DG-	R1.5-50-4T-B	4	A	3.0	1.5	6	6	50
	R2.0-50-4T-B	4	A	4.0	2.0	6	8	50
	R2.5-50-4T-B	4	A	5.0	2.5	6	10	50
	R3.0-50-4T-B	4	B	6.0	3.0	6	12	50
	R4.0-60-4T-B	4	B	8.0	4.0	8	16	60
	R5.0-75-4T-B	4	B	10.0	5.0	10	20	75
	R6.0-75-4T-B	4	B	12.0	6.0	12	24	75
	R7.0-75-4T-B	4	B	14.0	7.0	14	28	75
	R8.0-100-4T-B	4	B	16.0	8.0	16	32	100
	R9.0-100-4T-B	4	B	18.0	9.0	18	36	100
	R10.0-100-4T-B	4	B	20.0	10.0	20	40	100

特 点 / Feature

■四刃球头铣刀可实现较高的进给速度，实现较高的切削加工效率。
■ High feed speed, High efficiency.

■被加工材料使用表 ◎非常适合 ○ 适合 ■Work Piece Table ◎ Excellent ○ Good

被加工材料 Work Piece										
碳素钢 Carbon steel	合金钢 Alloy steel	预硬钢、淬硬钢 Pre-hardened steel、Hardened steel				不锈钢 Stainless steel	铸铁、球墨铸铁 Cast iron, Nodular cast iron	铜合金 Copper alloy	铝合金 Aluminium alloy	钛合金 Titanium alloy	耐热合金 Heat resistant alloy
		~40HRC	~50HRC	~55HRC	~68HRC						
◎	◎	◎	○			○	◎				

DG

DG-4-BL / Ball / Long / 4 Flutes
DG-4-BL 四刃直柄长柄球头立铣刀







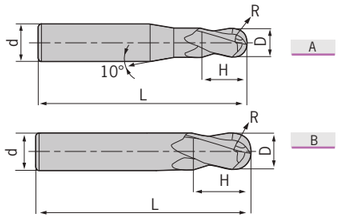

型号 Specification		刃数 Teeth	图示 Figure	D	R	d	H	L
DG-	R1.5-75-4T-BL	4	A	3.0	1.5	6	6	75
	R2.0-75-4T-BL	4	A	4.0	2.0	6	8	75
	R2.5-75-4T-BL	4	A	5.0	2.5	6	10	75
	R3.0-75-4T-BL	4	B	6.0	3.0	6	12	75
	R4.0-100-4T-BL	4	B	8.0	4.0	8	16	100
	R5.0-100-4T-BL	4	B	10.0	5.0	10	20	100
	R6.0-100-4T-BL	4	B	12.0	6.0	12	24	100
	R7.0-100-4T-BL	4	B	14.0	7.0	14	28	100
	R8.0-150-4T-BL	4	B	16.0	8.0	16	32	150
	R9.0-150-4T-BL	4	B	18.0	9.0	18	36	150
	R10.0-150-4T-BL	4	B	20.0	10.0	20	40	150

■被加工材料使用表 ◎非常适合 ○ 适合 ■Work Piece Table ◎ Excellent ○ Good

被加工材料 Work Piece										
碳素钢 Carbon steel	合金钢 Alloy steel	预硬钢、淬硬钢 Pre-hardened steel、Hardened steel				不锈钢 Stainless steel	铸铁、球墨铸铁 Cast iron, Nodular cast iron	铜合金 Copper alloy	铝合金 Aluminium alloy	钛合金 Titanium alloy	耐热合金 Heat resistant alloy
		~40HRC	~50HRC	~55HRC	~68HRC						
◎	◎	◎	○			○	◎				

DG

DG-2-R / Corner Radius / Standard / 2 Flutes
DG-2-R 两刃直柄圆弧立铣刀





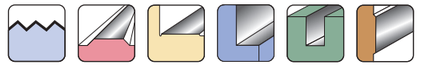

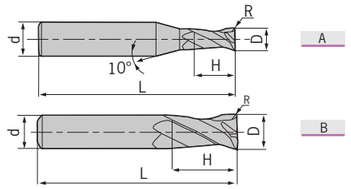

型号 Specification		刃数 Teeth	图示 Figure	D	R	d	H	L
DG-	D1.0R0.2-50-2T-R	2	A	1.0	0.2	4	3	50
	D1.5R0.2-50-2T-R	2	A	1.5	0.2	4	4	50
	D2.0R0.2-50-2T-R	2	A	2.0	0.2	4	6	50
	D2.0R0.5-50-2T-R	2	A	2.0	0.5	4	6	50
	D2.5R0.2-50-2T-R	2	A	2.5	0.2	4	8	50
	D2.5R0.5-50-2T-R	2	A	2.5	0.5	4	8	50
	D3.0R0.2-50-2T-R	2	A	3.0	0.2	4	8	50
	D3.0R0.3-50-2T-R	2	A	3.0	0.3	4	8	50
	D3.0R0.5-50-2T-R	2	A	3.0	0.5	4	8	50
	D4.0R0.2-50-2T-R	2	B	4.0	0.2	4	11	50
	D4.0R0.3-50-2T-R	2	B	4.0	0.3	4	11	50
	D4.0R0.5-50-2T-R	2	B	4.0	0.5	4	11	50
	D4.0R1.0-50-2T-R	2	B	4.0	1.0	4	11	50
	D5.0R0.3-50-2T-R	2	A	5.0	0.3	6	13	50
	D5.0R0.5-50-2T-R	2	A	5.0	0.5	6	13	50
	D5.0R1.0-50-2T-R	2	A	5.0	1.0	6	13	50
	D6.0R0.3-50-2T-R	2	B	6.0	0.3	6	16	50
	D6.0R0.5-50-2T-R	2	B	6.0	0.5	6	16	50
	D6.0R1.0-50-2T-R	2	B	6.0	1.0	6	16	50
	D8.0R0.3-60-2T-R	2	B	8.0	0.3	8	20	60
	D8.0R0.5-60-2T-R	2	B	8.0	0.5	8	20	60
	D8.0R1.0-60-2T-R	2	B	8.0	1.0	8	20	60
	D10.0R0.5-75-2T-R	2	B	10.0	0.5	10	25	75
	D10.0R1.0-75-2T-R	2	B	10.0	1.0	10	25	75
	D10.0R1.5-75-2T-R	2	B	10.0	1.5	10	25	75
	D10.0R2.0-75-2T-R	2	B	10.0	2.0	10	25	75
	D12.0R0.5-75-2T-R	2	B	12.0	0.5	12	30	75
	D12.0R1.0-75-2T-R	2	B	12.0	1.0	12	30	75
	D12.0R1.5-75-2T-R	2	B	12.0	1.5	12	30	75
	D12.0R2.0-75-2T-R	2	B	12.0	2.0	12	30	75

■被加工材料使用表 ◎非常适合 ○ 适合 ■Work Piece Table ◎ Excellent ○ Good

被加工材料 Work Piece											
碳素钢 Carbon steel	合金钢 Alloy steel	预硬钢、淬硬钢 Pre-hardened steel、Hardened steel				不锈钢 Stainless steel	铸铁、球墨铸铁 Cast iron, Nodular cast iron	铜合金 Copper alloy	铝合金 Aluminium alloy	钛合金 Titanium alloy	耐热合金 Heat resistant alloy
		~40HRC	~50HRC	~55HRC	~68HRC						
◎	◎	◎	○			○	◎				

DG

DG-4-R / Corner Radius / Standard / 4 Flutes
DG-4-R 四刃直柄圆弧立铣刀





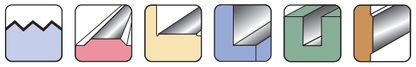

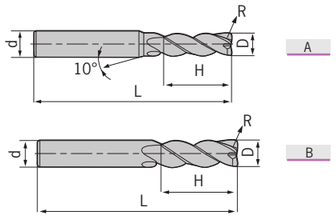

型号 Specification		刃数 Teeth	图示 Figure	D	R	d	H	L
DG-	D3.0R0.2-50-4T-R	4	A	3.0	0.2	4	8	50
	D4.0R0.3-50-4T-R	4	B	4.0	0.3	4	10	50
	D4.0R0.5-50-4T-R	4	B	4.0	0.5	4	10	50
	D5.0R0.5-50-4T-R	4	A	5.0	0.5	6	13	50
	D5.0R1.0-50-4T-R	4	A	5.0	1.0	6	13	50
	D6.0R0.5-50-4T-R	4	B	6.0	0.5	6	16	50
	D6.0R1.0-50-4T-R	4	B	6.0	1.0	6	16	50
	D8.0R0.5-60-4T-R	4	B	8.0	0.5	8	20	60
	D8.0R1.0-60-4T-R	4	B	8.0	1.0	8	20	60
	D10.0R0.5-75-4T-R	4	B	10.0	0.5	10	25	75
	D10.0R1.0-75-4T-R	4	B	10.0	1.0	10	25	75
	D10.0R2.0-75-4T-R	4	B	10.0	2.0	10	25	75
	D10.0R3.0-75-4T-R	4	B	10.0	3.0	10	25	75
	D12.0R0.5-75-4T-R	4	B	12.0	0.5	12	30	75
	D12.0R1.0-75-4T-R	4	B	12.0	1.0	12	30	75
	D12.0R2.0-75-4T-R	4	B	12.0	2.0	12	30	75
	D12.0R3.0-75-4T-R	4	B	12.0	3.0	12	30	75

■被加工材料使用表 ◎非常适合 ○ 适合 ■Work Piece Table ◎ Excellent ○ Good

被加工材料 Work Piece											
碳素钢 Carbon steel	合金钢 Alloy steel	预硬钢、淬硬钢 Pre-hardened steel、Hardened steel				不锈钢 Stainless steel	铸铁、球墨铸铁 Cast iron, Nodular cast iron	铜合金 Copper alloy	铝合金 Aluminium alloy	钛合金 Titanium alloy	耐热合金 Heat resistant alloy
		~40HRC	~50HRC	~55HRC	~68HRC						
◎	◎	◎	○			○	◎				

DG

DG-4-RL / Corner Radius / Long / 4 Flutes
DG-4-RL 四刃直柄长柄圆弧立铣刀



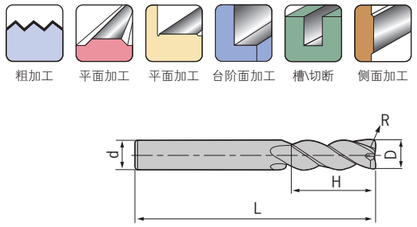

35° | Coated TiAlN | D≤12 0~-0.020 12<D 0~-0.030

型号 Specification		刃数 Teeth	D	R	d	H	L
DG-	D6.0R0.5-75-4T-RL	4	6.0	0.5	6	16	75
	D6.0R1.0-75-4T-RL	4	6.0	1.0	6	16	75
	D8.0R0.5-100-4T-RL	4	8.0	0.5	8	20	100
	D8.0R1.0-100-4T-RL	4	8.0	1.0	8	20	100
	D10.0R0.5-100-4T-RL	4	10.0	0.5	10	25	100
	D10.0R1.0-100-4T-RL	4	10.0	1.0	10	25	100
	D10.0R2.0-100-4T-RL	4	10.0	2.0	10	25	100
	D12.0R0.5-100-4T-RL	4	12.0	0.5	12	30	100
	D12.0R1.0-100-4T-RL	4	12.0	1.0	12	30	100
	D12.0R2.0-100-4T-RL	4	12.0	2.0	12	30	100
	D16.0R1.0-150-4T-RL	4	16.0	1.0	16	45	150
	D16.0R2.0-150-4T-RL	4	16.0	2.0	16	45	150

■被加工材料使用表 ◎非常适合 ○ 适合 ■Work Piece Table ◎ Excellent ○ Good

被加工材料 Work Piece										
碳素钢 Carbon steel	合金钢 Alloy steel	预硬钢、淬硬钢 Pre-hardened steel、Hardened steel				不锈钢 Stainless steel	铸铁、球墨铸铁 Cast iron, Nodular cast iron	铜合金 Copper alloy	铝合金 Aluminium alloy	钛合金 Titanium alloy	耐热合金 Heat resistant alloy
		~40HRC	~50HRC	~55HRC	~68HRC						
◎	◎	◎	○			○	◎				

DG

DG-4-W / Square / Standard / 4 Flutes / Waving
DG-4-W 四刃直柄平头波形刃立铣刀



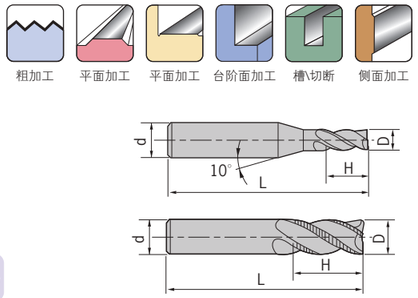

30° | Coated TiAlN | D=6 0~0.048 10<D≤18 0~0.07 6<D≤10 0~0.058 18<D 0~0.084

型号 Specification		刃数 Teeth	D	d	H	L	Z
DG-	D6.0-50-4T-W	4	6.0	6	16	50	4
	D7.0-60-4T-W	4	7.0	8	20	60	4
	D8.0-60-4T-W	4	8.0	8	20	60	4
	D9.0-75-4T-W	4	9.0	10	22	75	4
	D10.0-75-4T-W	4	10.0	10	25	75	4
	D11.0-75-4T-W	4	11.0	12	26	75	4
	D12.0-75-4T-W	4	12.0	12	30	75	4
	D16.0-100-4T-W	4	16.0	16	45	100	4
	D20.0-100-4T-W	4	20.0	20	45	100	4

特 点 / Feature

■最适宜高效粗加工。
■ For roughing with high efficiency.

■被加工材料使用表 ◎非常适合 ○ 适合 ■Work Piece Table ◎ Excellent ○ Good

被加工材料 Work Piece										
碳素钢 Carbon steel	合金钢 Alloy steel	预硬钢、淬硬钢 Pre-hardened steel、Hardened steel				不锈钢 Stainless steel	铸铁、球墨铸铁 Cast iron, Nodular cast iron	铜合金 Copper alloy	铝合金 Aluminium alloy	钛合金 Titanium alloy	耐热合金 Heat resistant alloy
		~40HRC	~50HRC	~55HRC	~68HRC						
◎	◎	◎	○			○	◎				

DH

DH-2-E / Square / Standard / 2 Flutes
DH-2-E 两刃直柄平头立铣刀







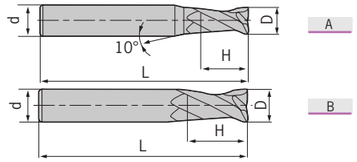

型号 Specification		刃数 Teeth	图示 Figure	D	d	H	L
DH-	D1.0S-50-2T-E	2	A	1.0	4	3	50
	D1.5S-50-2T-E	2	A	1.5	4	4	50
	D2.0S-50-2T-E	2	A	2.0	4	6	50
	D2.5S-50-2T-E	2	A	2.5	4	8	50
	D3.0S-50-2T-E	2	A	3.0	4	8	50
	D4.0S-50-2T-E	2	B	4.0	4	11	50
	D1.0-50-2T-E	2	A	1.0	6	3	50
	D1.5-50-2T-E	2	A	1.5	6	4	50
	D2.0-50-2T-E	2	A	2.0	6	6	50
	D2.5-50-2T-E	2	A	2.5	6	8	50
	D3.0-50-2T-E	2	A	3.0	6	8	50
	D3.5-50-2T-E	2	A	3.5	6	10	50
	D4.0-50-2T-E	2	A	4.0	6	11	50
	D4.5-50-2T-E	2	A	4.5	6	11	50
	D5.0-50-2T-E	2	A	5.0	6	13	50
	D5.5-50-2T-E	2	A	5.5	6	16	50
	D6.0-50-2T-E	2	B	6.0	6	16	50
	D7.0-60-2T-E	2	A	7.0	8	20	60
	D8.0-60-2T-E	2	B	8.0	8	20	60
	D9.0-75-2T-E	2	A	9.0	10	22	75
	D10.0-75-2T-E	2	B	10.0	10	25	75
	D11.0-75-2T-E	2	A	11.0	12	26	75
	D12.0-75-2T-E	2	B	12.0	12	30	75
	D14.0-100-2T-E	2	B	14.0	14	32	100
	D16.0-100-2T-E	2	B	16.0	16	45	100
	D18.0-100-2T-E	2	B	18.0	18	45	100
	D20.0-100-2T-E	2	B	20.0	20	45	100

特 点 / Feature

■适用于沟槽铣削。
■最适于高速切削、干式切削。
■ For milling in groove.
■ High speed; Dry-cutting.

■被加工材料使用表 ◎非常适合 ○ 适合 ■Work Piece Table ◎ Excellent ○ Good

被加工材料 Work Piece											
碳素钢 Carbon steel	合金钢 Alloy steel	预硬钢、淬硬钢 Pre-hardened steel、Hardened steel				不锈钢 Stainless steel	铸铁、球墨铸铁 Cast iron, Nodular cast iron	铜合金 Copper alloy	铝合金 Aluminium alloy	钛合金 Titanium alloy	耐热合金 Heat resistant alloy
		~40HRC	~50HRC	~55HRC	~68HRC						
			○	◎	◎		○				

DH

DH-2-ES / Square / Micro / 2 Flutes
DH-2-ES 两刃直柄微小径平头立铣刀





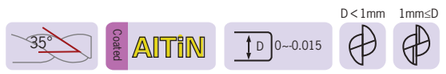

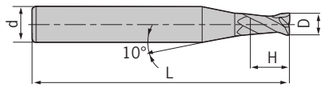

型号 Specification		刃数 Teeth	D	d	H	L
DH-	D0.3-50-2T-ES	2	0.3	4	0.6	50
	D0.4-50-2T-ES	2	0.4	4	0.8	50
	D0.5-50-2T-ES	2	0.5	4	1.0	50
	D0.6-50-2T-ES	2	0.6	4	1.2	50
	D0.7-50-2T-ES	2	0.7	4	1.4	50
	D0.8-50-2T-ES	2	0.8	4	1.6	50
	D0.9-50-2T-ES	2	0.9	4	1.8	50
	D1.0-50-2T-ES	2	1.0	4	2.0	50
	D1.1-50-2T-ES	2	1.1	4	2.0	50
	D1.2-50-2T-ES	2	1.2	4	2.5	50
	D1.3-50-2T-ES	2	1.3	4	2.5	50
	D1.4-50-2T-ES	2	1.4	4	3.0	50
	D1.5-50-2T-ES	2	1.5	4	3.0	50
	D1.6-50-2T-ES	2	1.6	4	3.5	50
	D1.7-50-2T-ES	2	1.7	4	3.5	50
	D1.8-50-2T-ES	2	1.8	4	4.0	50
	D1.9-50-2T-ES	2	1.9	4	4.0	50
	D2.0-50-2T-ES	2	2.0	4	4.0	50
	D2.1-50-2T-ES	2	2.1	4	4.0	50
	D2.2-50-2T-ES	2	2.2	4	4.5	50
	D2.3-50-2T-ES	2	2.3	4	4.5	50
	D2.4-50-2T-ES	2	2.4	4	5.0	50
	D2.5-50-2T-ES	2	2.5	4	5.0	50
	D2.6-50-2T-ES	2	2.6	4	5.0	50
	D2.7-50-2T-ES	2	2.7	4	5.5	50
	D2.8-50-2T-ES	2	2.8	4	5.5	50
	D2.9-50-2T-ES	2	2.9	4	6.0	50
	D3.0-50-2T-ES	2	3.0	4	6.0	50

特 点 / Feature

■微小径铣刀可充分发挥加工中心高速、高精度性能，常用于电子零件等精密零件的加工。
■ High-precision performance at high speed due to micro neck diameter.

■被加工材料使用表 ◎非常适合 ○ 适合 ■Work Piece Table ◎ Excellent ○ Good

被加工材料 Work Piece											
碳素钢 Carbon steel	合金钢 Alloy steel	预硬钢、淬硬钢 Pre-hardened steel、Hardened steel				不锈钢 Stainless steel	铸铁、球墨铸铁 Cast iron, Nodular cast iron	铜合金 Copper alloy	铝合金 Aluminium alloy	钛合金 Titanium alloy	耐热合金 Heat resistant alloy
		~40HRC	~50HRC	~55HRC	~68HRC						
			○	◎	◎		○				

DH

DH-2-EP / Square / Long Neck / Short Flute / 2 Flutes
DH-2-EP 两刃直柄长颈短刃平头立铣刀





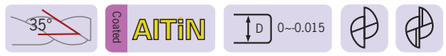

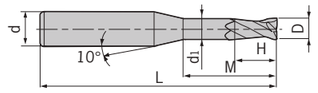

型号 Specification	刃数 Teeth	D	d	H	M	d_1	L
DH- D0.5-M04-50-2T-EP	2	0.5	4	0.7	4	0.45	50
D0.5-M06-50-2T-EP	2	0.5	4	0.7	6	0.45	50
D0.5-M08-50-2T-EP	2	0.5	4	0.7	8	0.45	50
D0.8-M04-50-2T-EP	2	0.8	4	1.2	4	0.75	50
D0.8-M06-50-2T-EP	2	0.8	4	1.2	6	0.75	50
D0.8-M08-50-2T-EP	2	0.8	4	1.2	8	0.75	50
D0.8-M10-50-2T-EP	2	0.8	4	1.2	10	0.75	50
D1.0-M04-50-2T-EP	2	1.0	4	1.5	4	0.95	50
D1.0-M06-50-2T-EP	2	1.0	4	1.5	6	0.95	50
D1.0-M08-50-2T-EP	2	1.0	4	1.5	8	0.95	50
D1.0-M10-50-2T-EP	2	1.0	4	1.5	10	0.95	50
D1.0-M12-50-2T-EP	2	1.0	4	1.5	12	0.95	50
D1.0-M14-50-2T-EP	2	1.0	4	1.5	14	0.95	50
D1.2-M06-50-2T-EP	2	1.2	4	1.8	6	1.15	50
D1.2-M08-50-2T-EP	2	1.2	4	1.8	8	1.15	50
D1.2-M10-50-2T-EP	2	1.2	4	1.8	10	1.15	50
D1.2-M12-50-2T-EP	2	1.2	4	1.8	12	1.15	50
D1.5-M06-50-2T-EP	2	1.5	4	2.3	6	1.45	50
D1.5-M08-50-2T-EP	2	1.5	4	2.3	8	1.45	50
D1.5-M10-50-2T-EP	2	1.5	4	2.3	10	1.45	50
D1.5-M12-50-2T-EP	2	1.5	4	2.3	12	1.45	50
D1.5-M14-50-2T-EP	2	1.5	4	2.3	14	1.45	50
D2.0-M06-50-2T-EP	2	2.0	4	3.0	6	1.95	50
D2.0-M08-50-2T-EP	2	2.0	4	3.0	8	1.95	50
D2.0-M10-50-2T-EP	2	2.0	4	3.0	10	1.95	50
D2.0-M12-50-2T-EP	2	2.0	4	3.0	12	1.95	50
D2.0-M14-50-2T-EP	2	2.0	4	3.0	14	1.95	50
D2.0-M16-50-2T-EP	2	2.0	4	3.0	16	1.95	50
D2.5-M08-50-2T-EP	2	2.5	4	3.7	8	2.4	50
D2.5-M10-50-2T-EP	2	2.5	4	3.7	10	2.4	50
D2.5-M12-50-2T-EP	2	2.5	4	3.7	12	2.4	50
D2.5-M14-50-2T-EP	2	2.5	4	3.7	14	2.4	50

转下页
See next page

■被加工材料使用表 ◎非常适合 ○ 适合 ■Work Piece Table ◎ Excellent ○ Good

被加工材料 Work Piece											
碳素钢 Carbon steel	合金钢 Alloy steel	预硬钢、淬硬钢 Pre-hardened steel、Hardened steel			不锈钢 Stainless steel	铸铁、球墨铸铁 Cast iron, Nodular cast iron	铜合金 Copper alloy	铝合金 Aluminium alloy	钛合金 Titanium alloy	耐热合金 Heat resistant alloy
		~40HRC	~50HRC	~55HRC ~68HRC						
			○	◎ ◎		○				

DH
DH-2-EP / Square / Long Neck / Short Flute / 2 Flutes
DH-2-EP 两刃直柄长颈短刃平头立铣刀





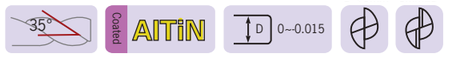

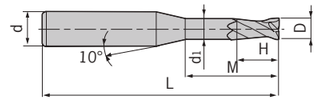

型号 Specification	刃数 Teeth	D	d	H	M	d_1	L
DH- D2.5-M16-60-2T-EP	2	2.5	4	3.7	16	2.4	60
D2.5-M18-60-2T-EP	2	2.5	4	3.7	18	2.4	60
D2.5-M20-60-2T-EP	2	2.5	4	3.7	20	2.4	60
D3.0-M06-50-2T-EP	2	3.0	6	4.5	6	2.85	50
D3.0-M08-50-2T-EP	2	3.0	6	4.5	8	2.85	50
D3.0-M10-50-2T-EP	2	3.0	6	4.5	10	2.85	50
D3.0-M12-50-2T-EP	2	3.0	6	4.5	12	2.85	50
D3.0-M14-60-2T-EP	2	3.0	6	4.5	14	2.85	60
D3.0-M16-60-2T-EP	2	3.0	6	4.5	16	2.85	60
D3.0-M18-60-2T-EP	2	3.0	6	4.5	18	2.85	60
D3.0-M20-60-2T-EP	2	3.0	6	4.5	20	2.85	60
D4.0-M12-50-2T-EP	2	4.0	6	6.0	12	3.85	50
D4.0-M16-60-2T-EP	2	4.0	6	6.0	16	3.85	60
D4.0-M20-60-2T-EP	2	4.0	6	6.0	20	3.85	60
D4.0-M25-60-2T-EP	2	4.0	6	6.0	25	3.85	60
D5.0-M16-60-2T-EP	2	5.0	6	7.5	16	4.85	60
D5.0-M25-70-2T-EP	2	5.0	6	7.5	25	4.85	70

特 点 / Feature

■适用于细槽加工或会产生干涉的细微部分的加工。
■ For rib-processing and very fine operations without interference.

■被加工材料使用表 ◎非常适合 ○ 适合 ■Work Piece Table ◎ Excellent ○ Good

被加工材料 Work Piece											
碳素钢 Carbon steel	合金钢 Alloy steel	预硬钢、淬硬钢 Pre-hardened steel、Hardened steel			不锈钢 Stainless steel	铸铁、球墨铸铁 Cast iron, Nodular cast iron	铜合金 Copper alloy	铝合金 Aluminium alloy	钛合金 Titanium alloy	耐热合金 Heat resistant alloy
		~40HRC	~50HRC	~55HRC ~68HRC						
			○	◎ ◎		○				

DH

DH-4-E / Square / Standard / 4 Flutes
DH-4-E 四刃直柄平头立铣刀



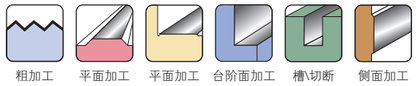



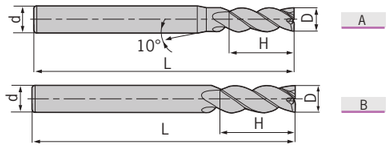

型号 Specification		刃数 Teeth	图示 Figure	D	d	H	L
DH-	D1.0S-50-4T-E	4	A	1.0	4	3	50
	D1.5S-50-4T-E	4	A	1.5	4	4	50
	D2.0S-50-4T-E	4	A	2.0	4	6	50
	D2.5S-50-4T-E	4	A	2.5	4	8	50
	D3.0S-50-4T-E	4	A	3.0	4	8	50
	D4.0S-50-4T-E	4	B	4.0	4	11	50
	D1.0-50-4T-E	4	A	1.0	6	3	50
	D1.5-50-4T-E	4	A	1.5	6	4	50
	D2.0-50-4T-E	4	A	2.0	6	6	50
	D2.5-50-4T-E	4	A	2.5	6	8	50
	D3.0-50-4T-E	4	A	3.0	6	8	50
	D3.5-50-4T-E	4	A	3.5	6	10	50
	D4.0-50-4T-E	4	A	4.0	6	11	50
	D4.5-50-4T-E	4	A	4.5	6	11	50
	D5.0-50-4T-E	4	A	5.0	6	13	50
	D5.5-50-4T-E	4	A	5.5	6	16	50
	D6.0-50-4T-E	4	B	6.0	6	16	50
	D7.0-60-4T-E	4	A	7.0	8	20	60
	D8.0-60-4T-E	4	B	8.0	8	20	60
	D9.0-75-4T-E	4	A	9.0	10	22	75
	D10.0-75-4T-E	4	B	10.0	10	25	75
	D11.0-75-4T-E	4	A	11.0	12	26	75
	D12.0-75-4T-E	4	B	12.0	12	30	75
	D14.0-75-4T-E	4	B	14.0	14	32	75
	D16.0-100-4T-E	4	B	16.0	16	45	100
	D18.0-100-4T-E	4	B	18.0	18	45	100
	D20.0-100-4T-E	4	B	20.0	20	45	100

特 点 / Feature

■适用于侧面铣削，浅槽加工。■ For side-milling and grooving.
■最适于高速切削、干式切削。■ High speed; Dry-cutting.

■被加工材料使用表 ◎非常适合 ○ 适合 ■Work Piece Table ◎ Excellent ○ Good

被加工材料 Work Piece										
碳素钢 Carbon steel	合金钢 Alloy steel	预硬钢、淬硬钢 Pre-hardened steel、Hardened steel			不锈钢 Stainless steel	铸铁、球墨铸铁 Cast iron, Nodular cast iron	铜合金 Copper alloy	铝合金 Aluminium alloy	钛合金 Titanium alloy	耐热合金 Heat resistant alloy
		~40HRC	~50HRC	~55HRC ~68HRC						
			○	◎ ◎		○				

DH

DH-4-EL / Square / Long / 4 Flutes
DH-4-EL 四刃直柄长刃平头立铣刀







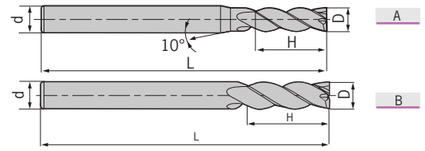

型号 Specification		刃数 Teeth	图示 Figure	D	d	H	L
DH-	D3.0-75-4T-EL	4	A	3.0	6	12	75
	D4.0-75-4T-EL	4	A	4.0	6	15	75
	D5.0-75-4T-EL	4	A	5.0	6	20	75
	D6.0-75-4T-EL	4	B	6.0	6	20	75
	D8.0-100-4T-EL	4	B	8.0	8	25	100
	D10.0-100-4T-EL	4	B	10.0	10	30	100
	D12.0-100-4T-EL	4	B	12.0	12	35	100
	D14.0-100-4T-EL	4	B	14.0	14	40	100
	D16.0-150-4T-EL	4	B	16.0	16	50	150
	D20.0-150-4T-EL	4	B	20.0	20	55	150

■被加工材料使用表 ◎非常适合 ○ 适合 ■Work Piece Table ◎ Excellent ○ Good

被加工材料 Work Piece										
碳素钢 Carbon steel	合金钢 Alloy steel	预硬钢、淬硬钢 Pre-hardened steel、Hardened steel			不锈钢 Stainless steel	铸铁、球墨铸铁 Cast iron, Nodular cast iron	铜合金 Copper alloy	铝合金 Aluminium alloy	钛合金 Titanium alloy	耐热合金 Heat resistant alloy
		~40HRC	~50HRC	~55HRC ~68HRC						
			○	◎ ◎		○				

DH

DH-6-E / Square / Standard / 6 Flutes
DH-6-E 六刃直柄平头立铣刀



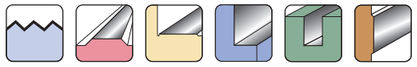



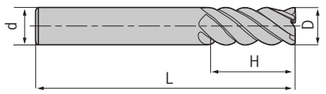

	型号 Specification	刃数 Teeth	D	d	H	L
DH-	D6.0-60-6T-E	6	6.0	6	18	60
	D8.0-60-6T-E	6	8.0	8	20	60
	D10.0-75-6T-E	6	10.0	10	30	75
	D12.0-75-6T-E	6	12.0	12	32	75
	D16.0-100-6T-E	6	16.0	16	40	100
	D20.0-100-6T-E	6	20.0	20	45	100

特 点 / Feature

■刀具刚性好，能最大限度的减少侧面切削时的让刀量。
■ High working precision due to high rigidity.

■被加工材料使用表 ◎非常适合 ○ 适合 ■Work Piece Table ◎ Excellent ○ Good

被加工材料 Work Piece											
碳素钢 Carbon steel	合金钢 Alloy steel	预硬钢、淬硬钢 Pre-hardened steel、Hardened steel				不锈钢 Stainless steel	铸铁、球墨铸铁 Cast iron, Nodular cast iron	铜合金 Copper alloy	铝合金 Aluminium alloy	钛合金 Titanium alloy	耐热合金 Heat resistant alloy
		~40HRC	~50HRC	~55HRC	~68HRC						
			○	◎	◎		○				

DH

DH-6-EL / Square / Long / 6 Flutes
DH-6-EL 六刃直柄长刃平头立铣刀



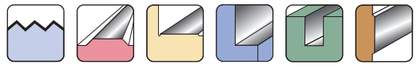



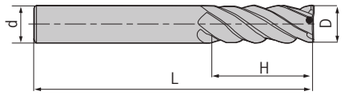

	型号 Specification	刃数 Teeth	D	d	H	L
DH-	D6.0-75-6T-EL	6	6.0	6	24	75
	D8.0-75-6T-EL	6	8.0	8	32	75
	D10.0-100-6T-EL	6	10.0	10	40	100
	D12.0-100-6T-EL	6	12.0	12	45	100
	D16.0-150-6T-EL	6	16.0	16	64	150
	D20.0-150-6T-EL	6	20.0	20	75	150

■被加工材料使用表 ◎非常适合 ○ 适合 ■Work Piece Table ◎ Excellent ○ Good

被加工材料 Work Piece											
碳素钢 Carbon steel	合金钢 Alloy steel	预硬钢、淬硬钢 Pre-hardened steel、Hardened steel				不锈钢 Stainless steel	铸铁、球墨铸铁 Cast iron, Nodular cast iron	铜合金 Copper alloy	铝合金 Aluminium alloy	钛合金 Titanium alloy	耐热合金 Heat resistant alloy
		~40HRC	~50HRC	~55HRC	~68HRC						
			○	◎	◎		○				

DH

DH-2-B / Ball / Standard / 2 Flutes
DH-2-B 两刃直柄球头立铣刀







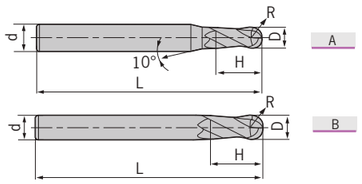

型号 Specification		刃数 Teeth	图示 Figure	D	R	d	H	L
DH-	R0.5S-50-2T-B	2	A	1.0	0.5	4	2	50
	R0.75S-50-2T-B	2	A	1.5	0.75	4	3	50
	R1.0S-50-2T-B	2	A	2.0	1.0	4	4	50
	R1.25S-50-2T-B	2	A	2.5	1.25	4	5	50
	R1.5S-50-2T-B	2	A	3.0	1.5	4	6	50
	R2.0S-50-2T-B	2	B	4.0	2.0	4	8	50
	R0.5-50-2T-B	2	A	1.0	0.5	6	2	50
	R0.75-50-2T-B	2	A	1.5	0.75	6	3	50
	R1.0-50-2T-B	2	A	2.0	1.0	6	4	50
	R1.25-50-2T-B	2	A	2.5	1.25	6	5	50
	R1.5-50-2T-B	2	A	3.0	1.5	6	6	50
	R1.75-50-2T-B	2	A	3.5	1.75	6	8	50
	R2.0-50-2T-B	2	A	4.0	2.0	6	8	50
	R2.5-50-2T-B	2	A	5.0	2.5	6	10	50
	R2.75-50-2T-B	2	A	5.5	2.75	6	12	50
	R3.0-50-2T-B	2	B	6.0	3.0	6	12	50
	R3.5-60-2T-B	2	A	7.0	3.5	8	14	60
	R4.0-60-2T-B	2	B	8.0	4.0	8	16	60
	R4.5-75-2T-B	2	A	9.0	4.5	10	18	75
	R5.0-75-2T-B	2	B	10.0	5.0	10	20	75
	R6.0-75-2T-B	2	B	12.0	6.0	12	24	75
	R7.0-75-2T-B	2	B	14.0	7.0	14	28	75
	R8.0-100-2T-B	2	B	16.0	8.0	16	32	100
	R10.0-100-2T-B	2	B	20.0	10.0	20	40	100

特 点 / Feature

■适用于仿形铣削。 ■ For profiling.
■最适于高速切削、干式切削。 ■ High speed; Dry-cutting.

■被加工材料使用表 ◎非常适合 ○ 适合 ■Work Piece Table ◎ Excellent ○ Good

被加工材料 Work Piece											
碳素钢 Carbon steel	合金钢 Alloy steel	预硬钢、淬硬钢 Pre-hardened steel、Hardened steel			不锈钢 Stainless steel	铸铁、球墨铸铁 Cast iron, Nodular cast iron	铜合金 Copper alloy	铝合金 Aluminium alloy	钛合金 Titanium alloy	耐热合金 Heat resistant alloy	
		~40HRC	~50HRC	~55HRC ~68HRC							
			○	◎ ◎		○					

DH

DH-2-BL / Ball / Long / 2 Flutes
DH-2-BL 两刃直柄长柄球头立铣刀





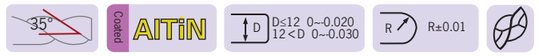

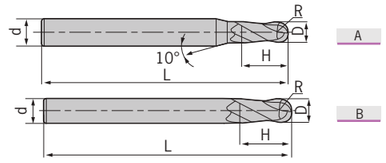

型号 Specification		刃数 Teeth	图示 Figure	D	R	d	H	L
DH-	R1.0-75-2T-BL	2	A	2.0	1.0	6	4	75
	R1.25-75-2T-BL	2	A	2.5	1.25	6	5	75
	R1.5-75-2T-BL	2	A	3.0	1.5	6	6	75
	R1.75-75-2T-BL	2	A	3.5	1.75	6	8	75
	R2.0-75-2T-BL	2	A	4.0	2.0	6	8	75
	R2.5-75-2T-BL	2	A	5.0	2.5	6	10	75
	R2.75-75-2T-BL	2	A	5.5	2.75	6	12	75
	R3.0-75-2T-BL	2	B	6.0	3.0	6	12	75
	R3.5-75-2T-BL	2	A	7.0	3.5	8	14	75
	R4.0-100-2T-BL	2	B	8.0	4.0	8	16	100
	R4.5-100-2T-BL	2	A	9.0	4.5	10	18	100
	R5.0-100-2T-BL	2	B	10.0	5.0	10	20	100
	R6.0-100-2T-BL	2	B	12.0	6.0	12	24	100
	R7.0-100-2T-BL	2	B	14.0	7.0	14	28	100
	R8.0-150-2T-BL	2	B	16.0	8.0	16	32	150
	R10.0-150-2T-BL	2	B	20.0	10.0	20	40	150

■被加工材料使用表 ◎非常适合 ○ 适合 ■Work Piece Table ◎ Excellent ○ Good

被加工材料 Work Piece											
碳素钢 Carbon steel	合金钢 Alloy steel	预硬钢、淬硬钢 Pre-hardened steel、Hardened steel			不锈钢 Stainless steel	铸铁、球墨铸铁 Cast iron, Nodular cast iron	铜合金 Copper alloy	铝合金 Aluminium alloy	钛合金 Titanium alloy	耐热合金 Heat resistant alloy	
		~40HRC	~50HRC	~55HRC ~68HRC							
			○	◎ ◎		○					

DH

DH-2-BP / Ball / Long Neck / Short Flute / 2 Flutes
DH-2-BP 两刃直柄长颈短刃球头立铣刀



粗加工 仿形加工 槽\切断 挖掘加工

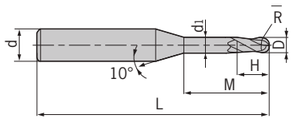

35° Coated AlTiN D 0~-0.015 R R±0.005 R<0.5 R±0.01 R≥0.5

型号 Specification		刃数 Teeth	D	R	H	d_1	M	d	L
DH-	R0.25-M04-50-2T-BP	2	0.5	0.25	0.7	0.45	4	4	50
	R0.25-M06-50-2T-BP	2	0.5	0.25	0.7	0.45	6	4	50
	R0.3-M04-50-2T-BP	2	0.6	0.3	0.9	0.55	4	4	50
	R0.3-M06-50-2T-BP	2	0.6	0.3	0.9	0.55	6	4	50
	R0.3-M08-50-2T-BP	2	0.6	0.3	0.9	0.55	8	4	50
	R0.4-M04-50-2T-BP	2	0.8	0.4	1.2	0.75	4	4	50
	R0.4-M06-50-2T-BP	2	0.8	0.4	1.2	0.75	6	4	50
	R0.4-M08-50-2T-BP	2	0.8	0.4	1.2	0.75	8	4	50
	R0.4-M10-50-2T-BP	2	0.8	0.4	1.2	0.75	10	4	50
	R0.5-M04-50-2T-BP	2	1.0	0.5	1.5	0.95	4	4	50
	R0.5-M06-50-2T-BP	2	1.0	0.5	1.5	0.95	6	4	50
	R0.5-M08-50-2T-BP	2	1.0	0.5	1.5	0.95	8	4	50
	R0.5-M10-50-2T-BP	2	1.0	0.5	1.5	0.95	10	4	50
	R0.5-M12-50-2T-BP	2	1.0	0.5	1.5	0.95	12	4	50
	R0.6-M06-50-2T-BP	2	1.2	0.6	1.8	1.15	6	4	50
	R0.6-M08-50-2T-BP	2	1.2	0.6	1.8	1.15	8	4	50
	R0.6-M12-50-2T-BP	2	1.2	0.6	1.8	1.15	12	4	50
	R0.6-M16-50-2T-BP	2	1.2	0.6	1.8	1.15	16	4	50
	R0.75-M08-50-2T-BP	2	1.5	0.75	2.3	1.45	8	4	50
	R0.75-M12-50-2T-BP	2	1.5	0.75	2.3	1.45	12	4	50
	R0.75-M16-50-2T-BP	2	1.5	0.75	2.3	1.45	16	4	50
	R1.0-M06-50-2T-BP	2	2.0	1.0	3.0	1.95	6	4	50
	R1.0-M08-50-2T-BP	2	2.0	1.0	3.0	1.95	8	4	50
	R1.0-M10-50-2T-BP	2	2.0	1.0	3.0	1.95	10	4	50
	R1.0-M12-50-2T-BP	2	2.0	1.0	3.0	1.95	12	4	50
	R1.0-M16-50-2T-BP	2	2.0	1.0	3.0	1.95	16	4	50
	R1.0-M20-50-2T-BP	2	2.0	1.0	3.0	1.95	20	4	50
	R1.25-M08-50-2T-BP	2	2.5	1.25	3.7	2.4	8	4	50
	R1.25-M12-50-2T-BP	2	2.5	1.25	3.7	2.4	12	4	50
	R1.25-M16-60-2T-BP	2	2.5	1.25	3.7	2.4	16	4	60
	R1.25-M20-60-2T-BP	2	2.5	1.25	3.7	2.4	20	4	60

转下页
See next page

■被加工材料使用表 ◎非常适合 ○ 适合 ■Work Piece Table ◎ Excellent ○ Good

被加工材料 Work Piece											
碳素钢 Carbon steel	合金钢 Alloy steel	预硬钢、淬硬钢 Pre-hardened steel、Hardened steel ~40HRC	~50HRC	~55HRC	~68HRC	不锈钢 Stainless steel	铸铁、球墨铸铁 Cast iron, Nodular cast iron	铜合金 Copper alloy	铝合金 Aluminium alloy	钛合金 Titanium alloy	耐热合金 Heat resistant alloy
			○	◎	◎		○				

DH

DH-2-BP / Ball / Long Neck / Short Flute / 2 Flutes
DH-2-BP 两刃直柄长颈短刃球头立铣刀



粗加工 仿形加工 槽\切断 挖掘加工

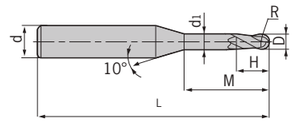

35° Coated AlTiN D 0~-0.015 R R±0.005 R<0.5 R±0.01 R≥0.5

型号 Specification		刃数 Teeth	D	R	H	d_1	M	d	L
DH-	R1.5-M08-50-2T-BP	2	3.0	1.5	4.5	2.85	8	6	50
	R1.5-M10-50-2T-BP	2	3.0	1.5	4.5	2.85	10	6	50
	R1.5-M12-50-2T-BP	2	3.0	1.5	4.5	2.85	12	6	50
	R1.5-M16-60-2T-BP	2	3.0	1.5	4.5	2.85	16	6	60
	R1.5-M20-60-2T-BP	2	3.0	1.5	4.5	2.85	20	6	60
	R2.0-M10-60-2T-BP	2	4.0	2.0	6.0	3.85	10	6	60
	R2.0-M16-60-2T-BP	2	4.0	2.0	6.0	3.85	16	6	60
	R2.0-M20-60-2T-BP	2	4.0	2.0	6.0	3.85	20	6	60
	R2.0-M25-60-2T-BP	2	4.0	2.0	6.0	3.85	25	6	60
	R2.5-M16-60-2T-BP	2	5.0	2.5	7.5	4.85	16	6	60
	R2.5-M25-70-2T-BP	2	5.0	2.5	7.5	4.85	25	6	70

特 点 / Feature

■适用于细槽加工及自由曲面加工。 ■ For rib-processing and profiling.

■被加工材料使用表 ◎非常适合 ○ 适合 ■Work Piece Table ◎ Excellent ○ Good

被加工材料 Work Piece											
碳素钢 Carbon steel	合金钢 Alloy steel	预硬钢、淬硬钢 Pre-hardened steel、Hardened steel ~40HRC	~50HRC	~55HRC	~68HRC	不锈钢 Stainless steel	铸铁、球墨铸铁 Cast iron, Nodular cast iron	铜合金 Copper alloy	铝合金 Aluminium alloy	钛合金 Titanium alloy	耐热合金 Heat resistant alloy
			○	◎	◎		○				

DH

DH-2-BS / Ball / Micro / 2 Flutes
DH-2-BS 两刃直柄微小径球头立铣刀



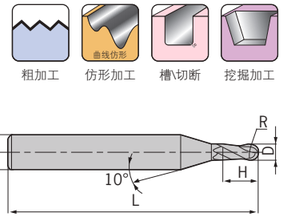

35° Coated AlTiN D 0~0.015 R R±0.005 R<0.5 R±0.01 R≥0.5

型号 Specification		刃数 Teeth	D	R	d	H	L
DH-	R0.15-50-2T-BS	2	0.30	0.15	4	0.5	50
	R0.20-50-2T-BS	2	0.40	0.20	4	0.6	50
	R0.25-50-2T-BS	2	0.50	0.25	4	0.8	50
	R0.30-50-2T-BS	2	0.60	0.30	4	0.9	50
	R0.35-50-2T-BS	2	0.70	0.35	4	1.0	50
	R0.40-50-2T-BS	2	0.80	0.40	4	1.2	50
	R0.45-50-2T-BS	2	0.90	0.45	4	1.3	50
	R0.50-50-2T-BS	2	1.00	0.50	4	1.5	50
	R0.60-50-2T-BS	2	1.20	0.60	4	1.8	50
	R0.70-50-2T-BS	2	1.40	0.70	4	2.0	50
	R0.75-50-2T-BS	2	1.50	0.75	4	2.3	50
	R0.80-50-2T-BS	2	1.60	0.80	4	2.5	50
	R0.90-50-2T-BS	2	1.80	0.90	4	2.7	50
	R1.00-50-2T-BS	2	2.00	1.00	4	3.0	50
	R1.25-50-2T-BS	2	2.50	1.25	4	3.7	50
	R1.50-50-2T-BS	2	3.00	1.50	4	4.5	50

特 点 / Feature

■微小径铣刀可充分发挥加工中心高速、高精度性能，常用于电子零件等精密零件的加工。
■ High-precision performance at high speed due to micro diameter of flutes.

■被加工材料使用表 ◎非常适合 ○ 适合 ■Work Piece Table ◎ Excellent ○ Good

被加工材料 Work Piece										
碳素钢 Carbon steel	合金钢 Alloy steel	预硬钢、淬硬钢 Pre-hardened steel、Hardened steel			不锈钢 Stainless steel	铸铁、球墨铸铁 Cast iron, Nodular cast iron	铜合金 Copper alloy	铝合金 Aluminium alloy	钛合金 Titanium alloy	耐热合金 Heat resistant alloy
		~40HRC	~50HRC	~55HRC ~68HRC						
			○	◎ ◎		○				

DH

DH-4-B / Ball / Standard / 4 Flutes
DH-4-B 四刃直柄球头立铣刀



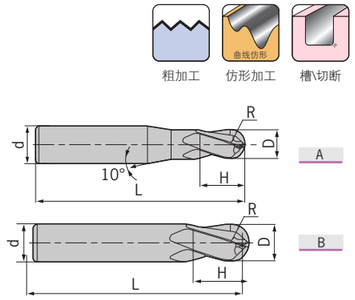

35° Coated AlTiN D D≤12 0~0.020 12<D 0~0.030 R R±0.01

型号 Specification		刃数 Teeth	图示 Figure	D	R	d	H	L
DH-	R1.5-50-4T-B	4	A	3.0	1.5	6	6	50
	R2.0-50-4T-B	4	A	4.0	2.0	6	8	50
	R2.5-50-4T-B	4	A	5.0	2.5	6	10	50
	R3.0-50-4T-B	4	B	6.0	3.0	6	12	50
	R4.0-60-4T-B	4	B	8.0	4.0	8	16	60
	R5.0-75-4T-B	4	B	10.0	5.0	10	20	75
	R6.0-75-4T-B	4	B	12.0	6.0	12	24	75
	R7.0-75-4T-B	4	B	14.0	7.0	14	28	75
	R8.0-100-4T-B	4	B	16.0	8.0	16	32	100
	R9.0-100-4T-B	4	B	18.0	9.0	18	36	100
	R10.0-100-4T-B	4	B	20.0	10.0	20	40	100

特 点 / Feature

■四刃球头铣刀可实现较高的进给速度，提高加工效率，在高硬度材料加工中实现较长的使用寿命。
■ High feed speed; High efficiency; Long tool life.

■被加工材料使用表 ◎非常适合 ○ 适合 ■Work Piece Table ◎ Excellent ○ Good

被加工材料 Work Piece										
碳素钢 Carbon steel	合金钢 Alloy steel	预硬钢、淬硬钢 Pre-hardened steel、Hardened steel			不锈钢 Stainless steel	铸铁、球墨铸铁 Cast iron, Nodular cast iron	铜合金 Copper alloy	铝合金 Aluminium alloy	钛合金 Titanium alloy	耐热合金 Heat resistant alloy
		~40HRC	~50HRC	~55HRC ~68HRC						
			○	◎ ◎		○				

DH

DH-4-R / Corner Radius / Standard / 4 Flutes
DH-4-R 四刃直柄圆弧立铣刀



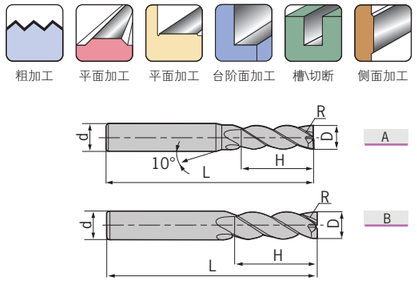

35° | Coated AlTiN | D 0~0.020

型号 Specification		刃数 Teeth	图示 Figure	D	R	d	H	L
DH-	D3.0R0.2-50-4T-R	4	A	3.0	0.2	4	8	50
	D4.0R0.3-50-4T-R	4	B	4.0	0.3	4	10	50
	D4.0R0.5-50-4T-R	4	B	4.0	0.5	4	10	50
	D5.0R0.5-50-4T-R	4	A	5.0	0.5	6	13	50
	D5.0R1.0-50-4T-R	4	A	5.0	1.0	6	13	50
	D6.0R0.5-50-4T-R	4	B	6.0	0.5	6	16	50
	D6.0R1.0-50-4T-R	4	B	6.0	1.0	6	16	50
	D8.0R0.5-60-4T-R	4	B	8.0	0.5	8	20	60
	D8.0R1.0-60-4T-R	4	B	8.0	1.0	8	20	60
	D10.0R0.5-75-4T-R	4	B	10.0	0.5	10	25	75
	D10.0R1.0-75-4T-R	4	B	10.0	1.0	10	25	75
	D10.0R2.0-75-4T-R	4	B	10.0	2.0	10	25	75
	D10.0R3.0-75-4T-R	4	B	10.0	3.0	10	25	75
	D12.0R0.5-75-4T-R	4	B	12.0	0.5	12	30	75
	D12.0R1.0-75-4T-R	4	B	12.0	1.0	12	30	75
	D12.0R2.0-75-4T-R	4	B	12.0	2.0	12	30	75
	D12.0R3.0-75-4T-R	4	B	12.0	3.0	12	30	75

■被加工材料使用表 ◎非常适合 ○ 适合 ■Work Piece Table ◎ Excellent ○ Good

被加工材料 Work Piece										
碳素钢 Carbon steel	合金钢 Alloy steel	预硬钢、淬硬钢 Pre-hardened steel、Hardened steel			不锈钢 Stainless steel	铸铁、球墨铸铁 Cast iron, Nodular cast iron	铜合金 Copper alloy	铝合金 Aluminium alloy	钛合金 Titanium alloy	耐热合金 Heat resistant alloy
		~40HRC	~50HRC	~55HRC ~68HRC						
			○	◎ ◎		○				

DH

DH-4-RF / Corner Radius / Short Flute / 4 Flutes
DH-4-RF 四刃直柄短刃圆弧立铣刀



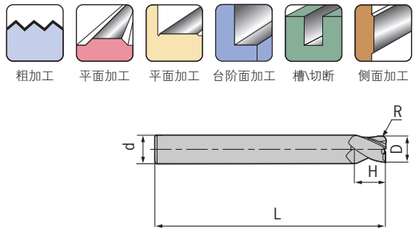

35° | Coated AlTiN | D 0~0.020

型号 Specification		刃数 Teeth	D	R	d	H	L
DH-	D6.0R0.5-50-4T-RF	4	6.0	0.5	6	6	50
	D6.0R1.0-50-4T-RF	4	6.0	1.0	6	6	50
	D8.0R0.5-60-4T-RF	4	8.0	0.5	8	8	60
	D8.0R1.0-60-4T-RF	4	8.0	1.0	8	8	60
	D10.0R0.5-75-4T-RF	4	10.0	0.5	10	10	75
	D10.0R1.0-75-4T-RF	4	10.0	1.0	10	10	75
	D10.0R2.0-75-4T-RF	4	10.0	2.0	10	10	75
	D12.0R0.5-75-4T-RF	4	12.0	0.5	12	12	75
	D12.0R1.0-75-4T-RF	4	12.0	1.0	12	12	75
	D12.0R2.0-75-4T-RF	4	12.0	2.0	12	12	75

特 点 / Feature

■高刚性短刃型设计，可进行高速、大进给切削。■ High rigidity and short flute for high-feed at high speed.

■被加工材料使用表 ◎非常适合 ○ 适合 ■Work Piece Table ◎ Excellent ○ Good

被加工材料 Work Piece										
碳素钢 Carbon steel	合金钢 Alloy steel	预硬钢、淬硬钢 Pre-hardened steel、Hardened steel			不锈钢 Stainless steel	铸铁、球墨铸铁 Cast iron, Nodular cast iron	铜合金 Copper alloy	铝合金 Aluminium alloy	钛合金 Titanium alloy	耐热合金 Heat resistant alloy
		~40HRC	~50HRC	~55HRC ~68HRC						
			○	◎ ◎		○				

DH

DH-4-RP / Corner Radius / Long Neck / Short Flute / 4 Flutes
DH-4-RP 四刃直柄长颈短刃圆弧立铣刀







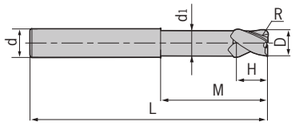

型号 Specification		刃数 Teeth	D	R	d	d1	H	M	L
DH-	D6.0R0.5-75-4T-RP	4	6.0	0.5	6	5.8	6	18	75
	D6.0R1.0-75-4T-RP	4	6.0	1.0	6	5.8	6	18	75
	D8.0R0.5-100-4T-RP	4	8.0	0.5	8	7.8	8	24	100
	D8.0R1.0-100-4T-RP	4	8.0	1.0	8	7.8	8	24	100
	D10.0R0.5-100-4T-RP	4	10.0	0.5	10	9.6	10	30	100
	D10.0R1.0-100-4T-RP	4	10.0	1.0	10	9.6	10	30	100
	D10.0R2.0-100-4T-RP	4	10.0	2.0	10	9.6	10	30	100
	D12.0R0.5-100-4T-RP	4	12.0	0.5	12	11.5	12	36	100
	D12.0R1.0-100-4T-RP	4	12.0	1.0	12	11.5	12	36	100
	D12.0R2.0-100-4T-RP	4	12.0	2.0	12	11.5	12	36	100
	D16.0R1.0-150-4T-RP	4	16.0	1.0	16	15.5	16	40	150
	D16.0R2.0-150-4T-RP	4	16.0	2.0	16	15.5	16	40	150

特 点 / Feature

■长柄短刃设计，适用于深型腔的铣削加工。 ■ Long shank and short flute for deep pocket-milling.

■被加工材料使用表 ◎非常适合 ○ 适合 ■Work Piece Table ◎ Excellent ○ Good

被加工材料 Work Piece											
碳素钢 Carbon steel	合金钢 Alloy steel	预硬钢、淬硬钢 Pre-hardened steel、Hardened steel				不锈钢 Stainless steel	铸铁、球墨铸铁 Cast iron, Nodular cast iron	铜合金 Copper alloy	铝合金 Aluminium alloy	钛合金 Titanium alloy	耐热合金 Heat resistant alloy
		~40HRC	~50HRC	~55HRC	~68HRC						
			○	◎	◎		○				

DL

DL-2-E / Square / Standard / 2 Flutes
DL-2-E 两刃直柄平头立铣刀



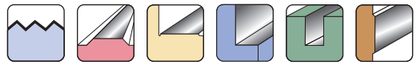



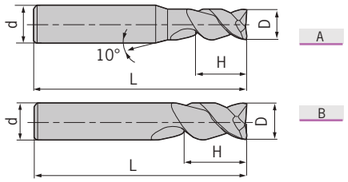

型号 Specification		刃数 Teeth	图示 Figure	D	d	H	L
DL-	D1.0-50-2T-E	2	A	1.0	4	3	50
	D1.5-50-2T-E	2	A	1.5	4	4	50
	D2.0-50-2T-E	2	A	2.0	4	6	50
	D2.5-50-2T-E	2	A	2.5	4	7	50
	D3.0-50-2T-E	2	A	3.0	6	9	50
	D4.0-50-2T-E	2	A	4.0	6	12	50
	D5.0-50-2T-E	2	A	5.0	6	15	50
	D6.0-60-2T-E	2	B	6.0	6	18	60
	D8.0-60-2T-E	2	B	8.0	8	20	60
	D10.0-75-2T-E	2	B	10.0	10	30	75
	D12.0-75-2T-E	2	B	12.0	12	32	75
	D16.0-100-2T-E	2	B	16.0	16	45	100
	D20.0-100-2T-E	2	B	20.0	20	45	100

特 点 / Feature

■排屑性能良好，可进行高效率加工 。 ■ Excellent chip evacuation and high efficiency.

■被加工材料使用表 ◎非常适合 ○ 适合 ■Work Piece Table ◎ Excellent ○ Good

被加工材料 Work Piece											
碳素钢 Carbon steel	合金钢 Alloy steel	预硬钢、淬硬钢 Pre-hardened steel、Hardened steel				不锈钢 Stainless steel	铸铁、球墨铸铁 Cast iron, Nodular cast iron	铜合金 Copper alloy	铝合金 Aluminium alloy	钛合金 Titanium alloy	耐热合金 Heat resistant alloy
		~40HRC	~50HRC	~55HRC	~68HRC						
									◎		

DL

DL-2-EL / Square / Long / 2 Flutes
DL-2-EL 两刃直柄长刃平头立铣刀





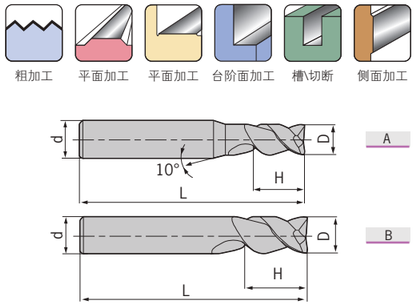

型号 Specification		刃数 Teeth	图示 Figure	D	d	H	L
DL-	D3.0-60-2T-EL	2	A	3.0	6	12	60
	D4.0-60-2T-EL	2	A	4.0	6	16	60
	D5.0-60-2T-EL	2	A	5.0	6	20	60
	D6.0-75-2T-EL	2	B	6.0	6	25	75
	D8.0-75-2T-EL	2	B	8.0	8	32	75
	D10.0-100-2T-EL	2	B	10.0	10	45	100
	D12.0-100-2T-EL	2	B	12.0	12	45	100
	D16.0-150-2T-EL	2	B	16.0	16	65	150
	D20.0-150-2T-EL	2	B	20.0	20	75	150

■被加工材料使用表 ◎非常适合 ○ 适合 ■Work Piece Table ◎ Excellent ○ Good

被加工材料 Work Piece									
碳素钢 Carbon steel	合金钢 Alloy steel	预硬钢、淬硬钢 Pre-hardened steel、Hardened steel				不锈钢 Stainless steel	铸铁、球墨铸铁 Cast iron, Nodular cast iron	铜合金 Copper alloy	铝合金 Aluminium alloy	钛合金 Titanium alloy	耐热合金 Heat resistant alloy
		~40HRC	~50HRC	~55HRC	~68HRC						
									◎		

DL

DL-3-E / Square / Standard / 3 Flutes
DL-3-E 三刃直柄平头立铣刀





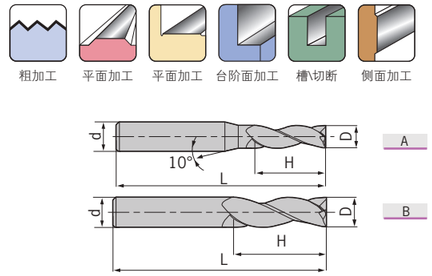

型号 Specification		刃数 Teeth	图示 Figure	D	d	H	L
DL-	D1.0-50-3T-E	3	A	1.0	4	3	50
	D1.5-50-3T-E	3	A	1.5	4	4	50
	D2.0-50-3T-E	3	A	2.0	4	6	50
	D2.5-50-3T-E	3	A	2.5	4	7	50
	D3.0-50-3T-E	3	A	3.0	6	9	50
	D4.0-50-3T-E	3	A	4.0	6	12	50
	D5.0-50-3T-E	3	A	5.0	6	15	50
	D6.0-60-3T-E	3	B	6.0	6	18	60
	D8.0-60-3T-E	3	B	8.0	8	20	60
	D10.0-75-3T-E	3	B	10.0	10	30	75
	D12.0-75-3T-E	3	B	12.0	12	32	75
	D16.0-100-3T-E	3	B	16.0	16	45	100
	D20.0-100-3T-E	3	B	20.0	20	45	100

特 点 / Feature

■切削性能优异，无颤振，可实现高精度的加工。 ■ Excellent cutting performance; Zero-shaking; High precision.

■被加工材料使用表 ◎非常适合 ○ 适合 ■Work Piece Table ◎ Excellent ○ Good

被加工材料 Work Piece									
碳素钢 Carbon steel	合金钢 Alloy steel	预硬钢、淬硬钢 Pre-hardened steel、Hardened steel				不锈钢 Stainless steel	铸铁、球墨铸铁 Cast iron, Nodular cast iron	铜合金 Copper alloy	铝合金 Aluminium alloy	钛合金 Titanium alloy	耐热合金 Heat resistant alloy
		~40HRC	~50HRC	~55HRC	~68HRC						
									◎		

DL

DL-3-EL / Square / Long / 3 Flutes
DL-3-EL 三刃直柄长刃平头立铣刀







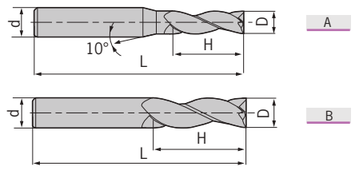

型号 Specification		刃数 Teeth	图示 Figure	D	d	H	L
DL-	D3.0-60-3T-EL	3	A	3.0	6	12	60
	D4.0-60-3T-EL	3	A	4.0	6	16	60
	D5.0-60-3T-EL	3	A	5.0	6	20	60
	D6.0-75-3T-EL	3	B	6.0	6	25	75
	D8.0-75-3T-EL	3	B	8.0	8	32	75
	D10.0-100-3T-EL	3	B	10.0	10	45	100
	D12.0-100-3T-EL	3	B	12.0	12	45	100
	D16.0-150-3T-EL	3	B	16.0	16	65	150
	D20.0-150-3T-EL	3	B	20.0	20	75	150

■被加工材料使用表 ◎非常适合 ○ 适合 ■Work Piece Table ◎ Excellent ○ Good

被加工材料 Work Piece									
碳素钢 Carbon steel	合金钢 Alloy steel	预硬钢、淬硬钢 Pre-hardened steel、Hardened steel				不锈钢 Stainless steel	铸铁、球墨铸铁 Cast iron, Nodular cast iron	铜合金 Copper alloy	铝合金 Aluminium alloy	钛合金 Titanium alloy	耐热合金 Heat resistant alloy
		~40HRC	~50HRC	~55HRC	~68HRC						
									◎		

DL

DL-2-B / Ball / Standard / 2 Flutes
DL-2-B 两刃直柄球头立铣刀







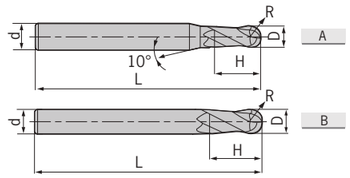

型号 Specification		刃数 Teeth	图示 Figure	D	R	d	H	L
DL-	R1.0-60-2T-B	2	A	2.0	1.0	6	4	60
	R1.5-60-2T-B	2	A	3.0	1.5	6	6	60
	R2.0-60-2T-B	2	A	4.0	2.0	6	8	60
	R2.5-60-2T-B	2	A	5.0	2.5	6	10	60
	R3.0-60-2T-B	2	B	6.0	3.0	6	12	60
	R4.0-75-2T-B	2	B	8.0	4.0	8	16	75
	R5.0-75-2T-B	2	B	10.0	5.0	10	20	75
	R6.0-75-2T-B	2	B	12.0	6.0	12	24	75

特 点 / Feature

■适用于铝合金的仿形铣削。■ For profiling.

■被加工材料使用表 ◎非常适合 ○ 适合 ■Work Piece Table ◎ Excellent ○ Good

被加工材料 Work Piece									
碳素钢 Carbon steel	合金钢 Alloy steel	预硬钢、淬硬钢 Pre-hardened steel、Hardened steel				不锈钢 Stainless steel	铸铁、球墨铸铁 Cast iron, Nodular cast iron	铜合金 Copper alloy	铝合金 Aluminium alloy	钛合金 Titanium alloy	耐热合金 Heat resistant alloy
		~40HRC	~50HRC	~55HRC	~68HRC						
									◎		

DL

DL-3-W / Square / Standard / 3 Flutes / Waving
DL-3-W 三刃直柄平头波形立铣刀





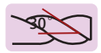

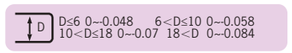



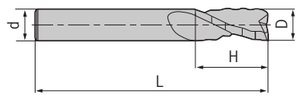

型号 Specification		刃数 Teeth	D	d	H	L
DL-	D6.0-50-3T-W	3	6.0	6	16	50
	D8.0-60-3T-W	3	8.0	8	20	60
	D10.0-75-3T-W	3	10.0	10	25	75
	D12.0-75-3T-W	3	12.0	12	30	75
	D16.0-100-3T-W	3	16.0	16	45	100
	D20.0-100-3T-W	3	20.0	20	45	100

特 点 / Feature

■适用于铝合金的粗加工。 ■For roughing.

■被加工材料使用表 ◎非常适合 ○ 适合 ■Work Piece Table ◎ Excellent ○ Good

被加工材料 Work Piece									
碳素钢 Carbon steel	合金钢 Alloy steel	预硬钢、淬硬钢 Pre-hardened steel、Hardened steel				不锈钢 Stainless steel	铸铁、球墨铸铁 Cast iron, Nodular cast iron	铜合金 Copper alloy	铝合金 Aluminium alloy	钛合金 Titanium alloy	耐热合金 Heat resistant alloy
		~40HRC	~50HRC	~55HRC	~68HRC						
									◎		

DATA

Technical Data
技术支持

DP-2-E & DP-2-EL

被削材 Work Piece	铸铁/碳素钢/合金钢 Cast Iron/Carbon Steel/Alloy Steel ~ 30HRC		不锈钢 Stainless Steel		预硬钢/调制钢 Pre-hardened Steel/Hardened Steel ~ 40HRC		预硬钢/调制钢 Pre-hardened Steel/Hardened Steel ~50HRC		淬硬钢 Hardened Steel ~55HRC	
D mm	回转数 No Load RPM min^{-1}	进给速度 Feed Speed mm/min	回转数 No Load RPM min^{-1}	进给速度 Feed Speed mm/min	回转数 No Load RPM min^{-1}	进给速度 Feed Speed mm/min	回转数 No Load RPM min^{-1}	进给速度 Feed Speed mm/min	回转数 No Load RPM min^{-1}	进给速度 Feed Speed mm/min
1	20000	200	20000	60	20000	165	20000	120	20000	90
2	15000	320	11150	85	15000	285	13000	180	11140	130
3	14000	545	7500	120	10600	420	8500	330	7430	240
4	10800	560	5500	135	8000	425	6500	335	5570	245
5	8200	585	4500	135	6400	445	5000	355	4460	260
6	7000	600	3700	140	5300	465	4200	260	3710	260
8	5200	595	2800	140	4000	455	3200	365	2785	270
10	4200	585	2200	140	3200	445	2500	350	2230	250
12	3500	585	1850	140	2650	445	2100	350	1855	250
14	3000	545	1600	135	2300	420	1800	330	1590	240
16	2600	545	1400	120	2000	420	1600	330	1390	240
18	2300	535	1250	120	1800	415	1400	325	1240	235
20	2050	535	1100	120	1600	415	1250	325	1115	235

DP-4-G-E & DP-4-G-EL（普通加工）

被削材 Work Piece	铸铁/碳素钢/合金钢 Cast Iron/Carbon Steel/Alloy Steel ~ 30HRC		不锈钢 Stainless Steel		预硬钢/调制钢 Pre-hardened Steel/Hardened Steel ~ 40HRC		预硬钢/调制钢 Pre-hardened Steel/Hardened Steel ~50HRC		淬硬钢 Hardened Steel ~55HRC	
D mm	回转数 No Load RPM min^{-1}	进给速度 Feed Speed mm/min	回转数 No Load RPM min^{-1}	进给速度 Feed Speed mm/min	回转数 No Load RPM min^{-1}	进给速度 Feed Speed mm/min	回转数 No Load RPM min^{-1}	进给速度 Feed Speed mm/min	回转数 No Load RPM min^{-1}	进给速度 Feed Speed mm/min
1	20000	270	20000	95	20000	215	2000	135	20000	120
2	15000	435	11150	110	15000	380	13000	200	11140	175
3	14000	735	7500	135	10600	565	8500	370	7430	325
4	10800	755	5500	140	8000	575	6500	380	5570	335
5	8200	795	4500	140	6400	605	5000	400	4460	350
6	7000	810	3700	145	5300	620	4200	405	3710	350
8	5200	800	2800	145	4000	615	3200	415	2785	365
10	4200	795	2200	145	3200	605	2500	390	2230	340
12	3500	795	1850	145	2650	605	2100	390	1855	340
14	3000	735	1600	140	2300	565	1800	370	1590	325
16	2600	735	1400	135	2000	565	1600	370	1390	325
18	2300	720	1250	115	1800	555	1400	365	1240	315
20	2050	720	1100	115	1600	555	1250	365	1115	315

DATA

Technical Data
技术支持

DP-4-G-E & DP-4-G-EL（高速侧铣加工）Profiling At High Speed

被削材 Work Piece	铸铁/碳素钢/合金钢 Cast Iron/Carbon Steel/Alloy Steel ~ 30HRC		碳素钢/合金钢 Steel/Alloy Steel ~ 40HRC		预硬钢/调制钢 Pre-hardened Steel/Hardened Steel ~ 45HRC		预硬钢/调制钢 Pre-hardened Steel/Hardened Steel ~50HRC		淬硬钢 Hardened Steel ~55HRC	
切削速度 (Cutting Speed)	300m/min		250m/min		200m/min		150m/min		100m/min	
D mm	回转数 No Load RPM min^{-1}	进给速度 Feed Speed mm/min	回转数 No Load RPM min^{-1}	进给速度 Feed Speed mm/min	回转数 No Load RPM min^{-1}	进给速度 Feed Speed mm/min	回转数 No Load RPM min^{-1}	进给速度 Feed Speed mm/min	回转数 No Load RPM min^{-1}	进给速度 Feed Speed mm/min
6	15915	1535	13260	1280	10600	1020	7960	765	5300	515
8	11935	1530	9950	1260	7960	1020	5970	765	3980	515
10	9550	1450	7960	1245	6370	1000	4775	750	3180	495
12	7960	1450	6630	1245	5300	1000	3980	750	2650	495
14	6820	1390	5685	1160	4550	930	3410	810	2275	465
16	5970	1390	4975	1160	3980	930	2985	810	1990	465
18	5305	1390	4420	1160	3540	930	2650	810	1770	465
20	4775	1390	3980	1160	3180	930	2390	810	1590	465

DP-4-E & DP-4-EL（普通加工）

被削材 Work Piece	铸铁/碳素钢/合金钢 Cast Iron/Carbon Steel/Alloy Steel ~ 30HRC		不锈钢 Stainless Steel		预硬钢/调制钢 Pre-hardened Steel/Hardened Steel ~ 40HRC		预硬钢/调制钢 Pre-hardened Steel/Hardened Steel ~50HRC		淬硬钢 Hardened Steel ~55HRC	
D mm	回转数 No Load RPM min^{-1}	进给速度 Feed Speed mm/min	回转数 No Load RPM min^{-1}	进给速度 Feed Speed mm/min	回转数 No Load RPM min^{-1}	进给速度 Feed Speed mm/min	回转数 No Load RPM min^{-1}	进给速度 Feed Speed mm/min	回转数 No Load RPM min^{-1}	进给速度 Feed Speed mm/min
1	20000	300	20000	108	20000	240	20000	180	20000	135
2	15000	480	11150	120	15000	420	13000	270	11140	195
3	14000	815	7500	145	10600	630	8500	495	7430	360
4	10800	840	5500	150	8000	645	6500	505	5570	370
5	8200	875	4500	150	6400	675	5000	530	4460	390
6	7000	900	3700	165	5300	690	4200	540	3710	390
8	5200	890	2800	165	4000	680	3200	555	2785	405
10	4200	875	2200	165	3200	675	2500	525	2230	375
12	3500	875	1850	165	2650	675	2100	525	1855	375
14	3000	815	1600	150	2300	630	1800	495	1590	360
16	2600	815	1400	145	2000	630	1600	495	1390	360
18	2300	805	1250	125	1800	620	1400	485	1240	350
20	2050	805	1100	125	1600	620	1250	485	1115	350

DATA
Technical Data
技术支持

DP-4-E & DP-4-EL（高速侧铣加工）Profiling At High Speed

被削材 Work Piece	铸铁/碳素钢/合金钢 Cast Iron/Carbon Steel/Alloy Steel ~ 30HRC		不锈钢 Stainless Steel		预硬钢/调制钢 Pre-hardened Steel/Hardened Steel ~ 40HRC		预硬钢/调制钢 Pre-hardened Steel/Hardened Steel ~50HRC		淬硬钢 Hardened Steel ~55HRC	
D mm	回转数 No Load RPM min^{-1}	进给速度 Feed Speed mm/min	回转数 No Load RPM min^{-1}	进给速度 Feed Speed mm/min	回转数 No Load RPM min^{-1}	进给速度 Feed Speed mm/min	回转数 No Load RPM min^{-1}	进给速度 Feed Speed mm/min	回转数 No Load RPM min^{-1}	进给速度 Feed Speed mm/min
6	15915	1705	13260	1420	10600	1135	7960	850	5300	570
8	11935	1700	9950	1400	7960	1130	5970	850	3980	570
10	9550	1660	7960	1380	6370	1110	4775	830	3180	550
12	7960	1660	6630	1380	5300	1110	3980	830	2650	550
14	6820	1545	5685	1290	4550	1030	3410	900	2275	515
16	5970	1545	4975	1290	3980	1030	2985	900	1990	515
18	5305	1545	4420	1290	3540	1030	2650	900	1770	515
20	4775	1545	3980	1290	3180	1030	2390	900	1590	515

DP-2-B & DP-2-BL（高速切削）Cutting At High Speed

被削材 Work Piece	铸铁/碳素钢/合金钢 Cast Iron/Carbon Steel/Alloy Steel ~ 30HRC		预硬钢/调制钢 Pre-hardened Steel/Hardened Steel ~ 40HRC		预硬钢/调制钢 Pre-hardened Steel/Hardened Steel ~ 45HRC		预硬钢/调制钢 Pre-hardened Steel/Hardened Steel ~50HRC		淬硬钢 Hardened Steel ~55HRC	
D mm	回转数 No Load RPM min^{-1}	进给速度 Feed Speed mm/min	回转数 No Load RPM min^{-1}	进给速度 Feed Speed mm/min	回转数 No Load RPM min^{-1}	进给速度 Feed Speed mm/min	回转数 No Load RPM min^{-1}	进给速度 Feed Speed mm/min	回转数 No Load RPM min^{-1}	进给速度 Feed Speed mm/min
R3.0	15000	4800	11500	2750	9500	2250	7960	1885	6370	1510
R4.0	11500	3650	8950	2100	7150	1700	5970	1420	4775	1135
R5.0	9500	3000	7150	1700	5700	1350	4775	1130	3820	905
R6.0	7950	2500	5950	1400	4750	1100	3980	920	3180	735
R8.0	5950	1900	4450	1050	3550	850	2985	760	2390	610
R10.0	4750	1500	3550	850	2850	680	2390	570	1910	455

DP-4-B & DP-4-BL

被削材	铸铁/球墨铸铁 Cast Iron/Ball Cast Iron		不锈钢 Stainless Steel		碳素钢/合金钢 Carbon Steel/Alloy Steel ~30HRC		预硬钢/调制钢 Pre-hardened Steel/Hardened Steel ~40HRC		预硬钢/调制钢 Pre-hardened Steel/Hardened Steel ~50HRC	
D mm	回转数 No Load RPM min^{-1}	进给速度 Feed Speed mm/min	回转数 No Load RPM min^{-1}	进给速度 Feed Speed mm/min	回转数 No Load RPM min^{-1}	进给速度 Feed Speed mm/min	回转数 No Load RPM min^{-1}	进给速度 Feed Speed mm/min	回转数 No Load RPM min^{-1}	进给速度 Feed Speed mm/min
R1.5	15500	2055	7400	625	10600	975	8500	600	7430	525
R2.0	11500	2055	5550	795	8000	1190	6500	800	5570	685
R2.5	9500	2270	4450	795	6400	1190	5000	810	4455	720
R3.0	8000	2270	3700	840	5300	1245	4200	840	3715	745
R4.0	6000	2810	2750	985	4000	1515	3200	950	2785	825
R5.0	4800	2595	2200	925	3200	1405	2500	950	2230	825
R6.0	4000	2375	1850	925	2650	1320	2100	905	1855	800
R8.0	3000	2270	1350	815	2000	1295	1600	810	1395	705
R10.0	2400	2055	1100	795	1600	1200	1250	715	1115	740

DATA

Technical Data
技术支持

DP-2-R

被削材 Work Piece	碳素钢/合金钢 Carbon Steel/Alloy Steel ~30HRC		不锈钢 Stainless Steel		预硬钢/调制钢 Pre-hardened Steel/Hardened Steel ~45HRC		预硬钢/调制钢 Pre-hardened Steel/Hardened Steel ~50HRC		淬硬钢 Hardened Steel ~55HRC	
D mm	回转数 No Load RPM min^{-1}	进给速度 Feed Speed mm/min	回转数 No Load RPM min^{-1}	进给速度 Feed Speed mm/min	回转数 No Load RPM min^{-1}	进给速度 Feed Speed mm/min	回转数 No Load RPM min^{-1}	进给速度 Feed Speed mm/min	回转数 No Load RPM min^{-1}	进给速度 Feed Speed mm/min
1	20000	240	20000	75	20000	195	20000	145	20000	95
2	15000	385	11150	100	15000	335	13000	215	11140	130
3	14000	655	7500	145	10600	505	8500	395	7430	245
4	10800	675	5500	155	8000	515	6500	405	5570	245
5	8200	695	4500	155	6400	540	5000	425	4460	260
6	7000	720	3700	170	5300	555	4200	435	3710	260
8	5200	720	2800	170	4000	555	3200	440	2785	275
10	4200	695	2200	170	3200	535	2500	420	2230	255
12	3500	695	1850	170	2650	535	2100	420	1855	255

DP-4-R

被削材 Work Piece	碳素钢/合金钢 Carbon Steel/Alloy Steel ~30HRC		不锈钢 Stainless Steel		预硬钢/调制钢 Pre-hardened Steel/Hardened Steel ~45HRC		预硬钢/调制钢 Pre-hardened Steel/Hardened Steel ~50HRC		淬硬钢 Hardened Steel ~55HRC	
D mm	回转数 No Load RPM min^{-1}	进给速度 Feed Speed mm/min	回转数 No Load RPM min^{-1}	进给速度 Feed Speed mm/min	回转数 No Load RPM min^{-1}	进给速度 Feed Speed mm/min	回转数 No Load RPM min^{-1}	进给速度 Feed Speed mm/min	回转数 No Load RPM min^{-1}	进给速度 Feed Speed mm/min
3	14000	985	7500	175	10600	755	8500	590	7430	435
4	10800	1010	5500	175	8000	770	6500	600	5570	445
5	8200	1055	4500	175	6400	805	5000	640	4460	470
6	7000	1080	3700	195	5300	830	4200	650	3710	470
8	5200	1070	2800	195	4000	815	3200	660	2785	485
10	4200	1055	2200	195	3200	805	2500	625	2230	450
12	3500	1055	1850	195	2650	805	2100	625	1855	450
16	2600	985	1400	175	2000	755	1600	590	1390	435

DATA

Technical Data
技术支持

DG-2-E & DG-2-EL

被削材 Work Piece	铸铁/球墨铸铁 Cast Iron/Ball Cast Iron		碳素钢/合金钢 Carbon Steel/Alloy Steel 750N/mm^2		碳素钢/合金钢 Carbon Steel/Alloy Steel ~30HRC		预硬钢/调制钢 Pre-hardened Steel/Hardened Steel ~40HRC		不锈钢 Stainless Steel		预硬钢/调制钢 Pre-hardened Steel/Hardened Steel ~50HRC	
D mm	回转数 No Load RPM min^{-1}	进给速度 Feed Speed mm/min	回转数 No Load RPM min^{-1}	进给速度 Feed Speed mm/min	回转数 No Load RPM min^{-1}	进给速度 Feed Speed mm/min	回转数 No Load RPM min^{-1}	进给速度 Feed Speed mm/min	回转数 No Load RPM min^{-1}	进给速度 Feed Speed mm/min	回转数 No Load RPM min^{-1}	进给速度 Feed Speed mm/min
1	20000	165	20000	165	20000	135	20000	135	20000	50	20000	100
2	15000	265	15000	265	15000	240	15000	235	11150	70	13000	150
3	14000	455	14000	455	13000	420	10600	350	7500	100	8500	275
4	10800	465	10800	465	10000	430	8000	355	5500	110	6500	280
5	8200	485	8200	485	7600	450	6400	370	4500	110	5000	295
6	7000	500	7000	500	6400	460	5300	385	3700	115	4200	300
8	5200	495	5200	495	4800	455	4000	380	2800	115	3200	305
10	4200	485	4200	485	3800	450	3200	370	2200	115	2500	290
12	3500	485	3500	485	3200	450	2650	370	1850	115	2100	290
14	3000	455	3000	455	2700	420	2300	350	1600	110	1800	275
16	2600	455	2600	455	2400	420	2000	350	1400	100	1600	275
18	2300	445	2300	445	2100	410	1800	345	1250	100	1400	270
20	2050	445	2050	445	1900	410	1600	345	1100	100	1250	270

DG-4-G-E & DG-4-G-EL

被削材 Work Piece	铸铁/球墨铸铁 Cast Iron/Ball Cast Iron		碳素钢/合金钢 Carbon Steel/Alloy Steel 750N/mm^2		碳素钢/合金钢 Carbon Steel/Alloy Steel ~30HRC		预硬钢/调制钢 Pre-hardened Steel/Hardened Steel ~40HRC		不锈钢 Stainless Steel		预硬钢/调制钢 Pre-hardened Steel/Hardened Steel ~50HRC	
D mm	回转数 No Load RPM min^{-1}	进给速度 Feed Speed mm/min	回转数 No Load RPM min^{-1}	进给速度 Feed Speed mm/min	回转数 No Load RPM min^{-1}	进给速度 Feed Speed mm/min	回转数 No Load RPM min^{-1}	进给速度 Feed Speed mm/min	回转数 No Load RPM min^{-1}	进给速度 Feed Speed mm/min	回转数 No Load RPM min^{-1}	进给速度 Feed Speed mm/min
1	20000	225	20000	225	20000	180	20000	180	20000	80	20000	135
2	15000	360	15000	360	15000	325	15000	315	11150	90	13000	200
3	14000	610	14000	610	13000	570	10600	470	7500	110	8500	370
4	10800	630	10800	630	10000	575	8000	480	5500	115	6500	380
5	8200	660	8200	660	7600	600	6400	505	4500	115	5000	400
6	7000	675	7000	675	6400	620	5300	515	3700	120	4200	405
8	5200	665	5200	665	4800	610	4000	510	2800	120	3200	415
10	4200	660	4200	660	3800	600	3200	505	2200	120	2500	390
12	3500	660	3500	660	3200	600	2650	505	1850	120	2100	390
14	3000	610	3000	610	2700	570	2300	470	1600	115	1800	370
16	2600	610	2600	610	2400	570	2000	470	1400	110	1600	370
18	2300	600	2300	600	2100	560	1800	460	1250	95	1400	365
20	2050	600	2050	600	1900	560	1600	460	1100	95	1250	365

DATA

Technical Data
技术支持

DG-2-EP

被削材 Work Piece		碳素钢/合金钢 Carbon Steel/Alloy Steel 750N/mm²			碳素钢/合金钢 Carbon Steel/Alloy Steel ~30HRC			预硬钢/调制钢 Pre-hardened Steel/Hardened Steel ~40HRC			不锈钢 Stainless Steel		
D mm	有效长度 Length	回转数 No Load RPM min⁻¹	进给速度 Feed Speed mm/min	~ap mm	回转数 No Load RPM min⁻¹	进给速度 Feed Speed mm/min	~ap mm	回转数 No Load RPM min⁻¹	进给速度 Feed Speed mm/min	ap mm	回转数 No Load RPM min⁻¹	进给速度 Feed Speed mm/min	ap mm
0.5	4	28000	500	0.023	28000	400	0.021	28000	250	0.018	25000	200	0.014
0.5	6	22000	400	0.007	22000	350	0.06	22000	150	0.005	20000	150	0.004
0.5	8	18000	300	0.005	18000	300	0.005	18000	150	0.004	20000	150	0.003
0.8	4	32000	900	0.057	32000	600	0.053	32000	600	0.044	25000	400	0.035
0.8	6	26000	700	0.036	26000	450	0.034	26000	400	0.028	21000	300	0.022
0.8	8	22000	500	0.026	22000	350	0.024	22000	300	0.02	18000	200	0.016
0.8	10	22000	500	0.01	22000	350	0.01	22000	300	0.008	18000	200	0.006
1.0	4	29000	1300	0.08	27000	1000	0.08	26000	900	0.07	20000	600	0.05
1.0	6	29000	1300	0.07	27000	1000	0.07	26000	900	0.06	20000	600	0.04
1.0	8	24000	900	0.05	23000	800	0.04	22000	700	0.04	18000	400	0.03
1.0	10	20000	700	0.03	19000	600	0.03	18000	500	0.03	15000	300	0.02
1.0	12	20000	700	0.02	19000	600	0.02	18000	500	0.02	15000	300	0.01
1.0	14	18000	500	0.015	15000	400	0.01	15000	360	0.01	12000	200	0.008
1.2	6	25000	1100	0.09	23000	1000	0.08	22000	900	0.07	17000	600	0.05
1.2	8	21000	900	0.07	20000	700	0.07	19000	700	0.05	14000	400	0.04
1.2	10	21000	900	0.06	20000	700	0.05	19000	700	0.04	14000	400	0.03
1.2	12	18000	700	0.04	17000	600	0.04	16000	500	0.03	11000	300	0.02
1.5	6	20000	1200	0.15	18000	1000	0.14	18000	900	0.11	14000	600	0.09
1.5	8	19000	900	0.11	16000	800	0.1	15000	700	0.08	12000	400	0.07
1.5	10	19000	900	0.09	16000	800	0.08	15000	700	0.06	12000	400	0.05
1.5	12	19000	900	0.07	16000	800	0.06	15000	700	0.05	12000	400	0.04
1.5	14	19000	700	0.06	16000	650	0.05	15000	630	0.04	12000	360	0.03
2.0	6	16000	1300	0.34	15000	1100	0.31	14000	1000	0.26	11000	700	0.21
2.0	8	16000	1300	0.29	15000	1100	0.26	14000	1000	0.22	11000	700	0.18
2.0	10	14000	900	0.26	13000	800	0.24	12000	700	0.20	9000	500	0.16
2.0	12	14000	900	0.14	13000	800	0.13	12000	700	0.11	9000	500	0.09
2.0	14	14000	900	0.1	13000	800	0.11	12000	700	0.09	9000	500	0.07
2.0	16	14000	900	0.08	13000	800	0.08	12000	700	0.07	9000	500	0.06
2.5	8	13000	1300	0.42	12000	1100	0.39	11000	1000	0.33	9000	700	0.26
2.5	10	13000	1300	0.36	12000	1100	0.33	11000	1000	0.28	9000	700	0.22
2.5	12	13000	1300	0.24	12000	1100	0.23	11000	1000	0.19	9000	700	0.15
2.5	14	12000	900	0.18	10000	800	0.17	9000	700	0.14	7000	500	0.11
2.5	16	12000	900	0.13	10000	800	0.12	9000	700	0.09	7000	500	0.08
2.5	18	12000	800	0.11	10000	720	0.10	9000	630	0.07	7000	450	0.07
2.5	20	12000	800	0.09	10000	720	0.08	9000	630	0.05	7000	450	0.05

DATA

Technical Data
技术支持

DG-2-EP

被削材 Work Piece		碳素钢/合金钢 Carbon Steel/Alloy Steel 750N/mm²			碳素钢/合金钢 Carbon Steel/Alloy Steel ~30HRC			预硬钢/调制钢 Pre-hardened Steel/Hardened Steel ~40HRC			不锈钢 Stainless Steel		
D mm	有效长度 Length	回转数 No Load RPM min⁻¹	进给速度 Feed Speed mm/min	ap mm	回转数 No Load RPM min⁻¹	进给速度 Feed Speed mm/min	ap mm	回转数 No Load RPM min⁻¹	进给速度 Feed Speed mm/min	ap mm	回转数 No Load RPM min⁻¹	进给速度 Feed Speed mm/min	ap mm
3.0	6	11000	1300	0.42	10000	1100	0.39	10000	1000	0.32	8000	700	0.27
3.0	8	11000	1300	0.39	10000	1100	0.36	10000	1000	0.30	8000	700	0.24
3.0	10	11000	1300	0.31	10000	1100	0.29	10000	1000	0.24	8000	700	0.19
3.0	12	11000	1100	0.29	10000	1000	0.27	10000	900	0.22	8000	650	0.16
3.0	14	11000	1100	0.27	10000	1000	0.25	10000	900	0.20	8000	650	0.15
3.0	16	10000	850	0.22	10000	750	0.20	9000	650	0.17	6000	450	0.13
3.0	18	10000	850	0.16	10000	750	0.14	9000	650	0.12	6000	450	0.10
3.0	20	10000	850	0.12	10000	750	0.10	9000	650	0.08	6000	450	0.07
4.0	12	8000	1300	0.42	7000	1100	0.38	7000	1000	0.32	6000	700	0.26
4.0	16	8000	1100	0.39	7000	1000	0.35	7000	900	0.30	6000	650	0.24
4.0	20	7000	900	0.34	7000	800	0.30	6000	700	0.27	5000	500	0.20
4.0	25	7000	900	0.30	7000	800	0.27	6000	700	0.24	5000	500	0.15
5.0	16	6000	1200	0.49	6000	1000	0.45	5000	1000	0.38	5000	600	0.30
5.0	25	5000	800	0.45	5000	720	0.42	5000	700	0.35	5000	600	0.25

DG-4-E & DG-4-EL

被削材 Work Piece	铸铁/球墨铸铁 Cast Iron/Ball Cast Iron		碳素钢/合金钢 Carbon Steel/Alloy Steel 750N/mm²		碳素钢/合金钢 Carbon Steel/Alloy Steel ~30HRC		预硬钢/调制钢 Pre-hardened Steel/Hardened Steel ~40HRC		不锈钢 Stainless Steel		预硬钢/调制钢 Pre-hardened Steel/Hardened Steel ~50HRC	
D mm	回转数 No Load RPM min⁻¹	进给速度 Feed Speed mm/min	回转数 No Load RPM min⁻¹	进给速度 Feed Speed mm/min	回转数 No Load RPM min⁻¹	进给速度 Feed Speed mm/min	回转数 No Load RPM min⁻¹	进给速度 Feed Speed mm/min	回转数 No Load RPM min⁻¹	进给速度 Feed Speed mm/min	回转数 No Load RPM min⁻¹	进给速度 Feed Speed mm/min
1	20000	250	20000	250	20000	200	20000	200	20000	90	20000	150
2	15000	400	15000	400	15000	360	15000	350	11150	100	13000	225
3	14000	680	14000	680	13000	630	10600	525	7500	120	8500	410
4	10800	700	10800	700	10000	640	8000	535	5500	125	6500	420
5	8200	730	8200	730	7600	670	6400	560	4500	125	5000	440
6	7000	750	7000	750	6400	690	5300	575	3700	135	4200	450
8	5200	740	5200	740	4800	680	4000	565	2800	135	3200	460
10	4200	730	4200	730	3800	670	3200	560	2200	135	2500	435
12	3500	730	3500	730	3200	670	2650	560	1850	135	2100	435
14	3000	680	3000	680	2700	630	2300	525	1600	125	1800	410
16	2600	680	2600	680	2400	630	2000	525	1400	120	1600	410
18	2300	670	2300	670	2100	620	1800	515	1250	105	1400	405
20	2050	670	2050	670	1900	620	1600	515	1100	105	1250	405

DG-2-ES

被削材 Work Piece	铸铁/球墨铸铁 Cast Iron/Ball Cast Iron		碳素钢/合金钢 Carbon Steel/Alloy Steel 750N/mm²		碳素钢/合金钢 Carbon Steel/Alloy Steel ~30HRC		预硬钢/调制钢 Pre-hardened Steel/Hardened Steel ~40HRC		不锈钢 Stainless Steel	
D mm	回转数 No Load RPM min⁻¹	进给速度 Feed Speed mm/min	回转数 No Load RPM min⁻¹	进给速度 Feed Speed mm/min	回转数 No Load RPM min⁻¹	进给速度 Feed Speed mm/min	回转数 No Load RPM min⁻¹	进给速度 Feed Speed mm/min	回转数 No Load RPM min⁻¹	进给速度 Feed Speed mm/min
0.3	32000	115	32000	115	32000	115	32000	80	32000	40
0.4	32000	125	32000	125	32000	125	32000	90	27500	50
0.5	32000	125	32000	125	29500	125	25000	90	22000	50
0.6	32000	125	32000	125	24500	125	21000	90	18500	50
0.7	32000	125	32000	125	24500	125	21000	90	18500	50
0.8	24500	125	24500	125	18500	125	15500	90	13500	50
0.9	24500	125	24500	125	18500	125	15500	90	13500	50
1.0	21000	140	25000	165	16800	130	14500	90	10000	50
1.5	13000	140	15000	165	11800	130	10000	90	7000	50
2.0	13000	160	15000	185	11800	145	10000	100	7000	60
2.5	8700	200	10000	240	8200	185	6600	100	4700	60
3.0	8700	235	10000	270	8200	220	6600	100	4700	75

DG-2-B & DG-2-BL

被削材 Work Piece	铸铁/球墨铸铁 Cast Iron/Ball Cast Iron		碳素钢/合金钢 Carbon Steel/Alloy Steel 750N/mm²		碳素钢/合金钢 Carbon Steel/Alloy Steel ~30HRC		预硬钢/调制钢 Pre-hardened Steel/Hardened Steel ~40HRC		不锈钢 Stainless Steel		预硬钢/调制钢 Pre-hardened Steel/Hardened Steel ~50HRC	
D mm	回转数 No Load RPM min⁻¹	进给速度 Feed Speed mm/min	回转数 No Load RPM min⁻¹	进给速度 Feed Speed mm/min	回转数 No Load RPM min⁻¹	进给速度 Feed Speed mm/min	回转数 No Load RPM min⁻¹	进给速度 Feed Speed mm/min	回转数 No Load RPM min⁻¹	进给速度 Feed Speed mm/min	回转数 No Load RPM min⁻¹	进给速度 Feed Speed mm/min
R0.5	40000	800	40000	800	38000	700	32000	320	22300	200	25000	275
R1.0	24000	900	24000	900	19000	760	16000	400	11150	230	13000	275
R1.5	15500	950	15500	950	12750	760	10600	450	7400	290	8500	280
R2.0	11500	950	11500	950	9550	760	8000	550	5550	370	6500	370
R2.5	9500	1050	9500	1050	7650	800	6400	550	4450	370	5000	375
R3.0	8000	1050	8000	1050	6400	800	5300	580	3700	390	4200	390
R4.0	6000	1300	6000	1300	4800	950	4000	700	2750	455	3200	440
R5.0	4800	1200	4800	1200	3800	900	3200	650	2200	430	2500	440
R6.0	4000	1100	4000	1100	3200	840	2650	610	1850	430	2100	420
R8.0	3000	1050	3000	1050	2400	800	2000	600	1350	380	1600	375
R10.0	2400	950	2400	950	1900	680	1600	560	1100	370	1250	330

DG-4-B

被削材 Work Piece	铸铁/球墨铸铁 Cast Iron/Ball Cast Iron		碳素钢/合金钢 Carbon Steel/Alloy Steel 750N/mm²		碳素钢/合金钢 Carbon Steel/Alloy Steel ~30HRC		预硬钢/调制钢 Pre-hardened Steel/Hardened Steel ~40HRC		不锈钢 Stainless Steel		预硬钢/调制钢 Pre-hardened Steel/Hardened Steel ~40HRC	
切削速度	150m/min		150m/min		150m/min		150m/min		150m/min		150m/min	
D mm	回转数 No Load RPM min⁻¹	进给速度 Feed Speed mm/min	回转数 No Load RPM min⁻¹	进给速度 Feed Speed mm/min	回转数 No Load RPM min⁻¹	进给速度 Feed Speed mm/min	回转数 No Load RPM min⁻¹	进给速度 Feed Speed mm/min	回转数 No Load RPM min⁻¹	进给速度 Feed Speed mm/min	回转数 No Load RPM min⁻¹	进给速度 Feed Speed mm/min
R1.5	15500	1710	15500	1710	12750	1340	10600	810	7400	520	8500	500
R2.0	11500	1710	11500	1710	9550	1340	8000	990	5550	660	6500	665
R2.5	9500	1890	9500	1890	7650	1440	6400	990	4450	660	5000	675
R3.0	8000	1890	8000	1890	6400	1440	5300	1040	3700	700	4200	700
R4.0	6000	2340	6000	2340	4800	1710	4000	1260	2750	820	3200	790
R5.0	4800	2160	4800	2160	3800	1620	3200	1170	2200	770	2500	790
R6.0	4000	1980	4000	1980	3200	1510	2650	1100	1850	770	2100	755
R8.0	3000	1890	3000	1890	2400	1440	2000	1080	1350	680	1600	675
R10.0	2400	1710	2400	1710	1900	1220	1600	1000	1100	660	1250	595

DG-2-BS

被削材 Work Piece	铸铁/球墨铸铁 Cast Iron/Ball Cast Iron		碳素钢/合金钢 Carbon Steel/Alloy Steel 750N/mm²		碳素钢/合金钢 Carbon Steel/Alloy Steel ~30HRC		预硬钢/调制钢 Pre-hardened Steel/Hardened Steel ~40HRC		不锈钢 Stainless Steel	
D mm	回转数 No Load RPM min⁻¹	进给速度 Feed Speed mm/min	回转数 No Load RPM min⁻¹	进给速度 Feed Speed mm/min	回转数 No Load RPM min⁻¹	进给速度 Feed Speed mm/min	回转数 No Load RPM min⁻¹	进给速度 Feed Speed mm/min	回转数 No Load RPM min⁻¹	进给速度 Feed Speed mm/min
R0.15	32000	300	32000	300	32000	270	32000	250	32000	150
R0.2	32000	380	32000	380	32000	320	32000	300	32000	175
R0.25	32000	460	32000	460	32000	410	32000	330	32000	205
R0.3	32000	535	32000	535	32000	500	32000	420	32000	265
R0.35	32000	550	32000	550	32000	520	32000	440	32000	270
R0.4	32000	610	32000	610	32000	560	32000	460	27500	285
R0.45	32000	700	32000	700	32000	600	25000	400	27500	285
R0.50	32000	765	32000	765	32000	640	25000	400	22000	285
R1.0	24000	900	24000	900	19000	760	16000	400	11150	230
R1.5	15500	950	15500	950	12750	760	10600	450	7400	290

DATA

Technical Data
技术支持

DG-2-BP

被削材 Work Piece		碳素钢/合金钢 Carbon Steel/Alloy Steel 750N/mm²				碳素钢/合金钢 Carbon Steel/Alloy Steel ~30HRC				预硬钢/调制钢 Pre-hardened Steel/Hardened Steel ~40HRC				不锈钢 Stainless Steel			
D mm	有效长度 Length	回转数 No Load RPM min⁻¹	进给速度 Feed Speed mm/min	ae mm	ap mm	回转数 No Load RPM min⁻¹	进给速度 Feed Speed mm/min	ae mm	ap mm	回转数 No Load RPM min⁻¹	进给速度 Feed Speed mm/min	ae mm	ap mm	回转数 No Load RPM min⁻¹	进给速度 Feed Speed mm/min	ae mm	ap mm
R0.25	4	27000	400	0.025	0.02	27000	380	0.025	0.02	27000	300	0.025	0.02	27000	200	0.025	0.02
R0.25	6	21000	200	0.015	0.01	21000	180	0.015	0.01	21000	160	0.015	0.01	21000	150	0.015	0.01
R0.3	4	27000	400	0.12	0.03	27000	380	0.12	0.03	25000	250	0.12	0.03	24000	200	0.12	0.03
R0.3	6	25000	300	0.12	0.03	25000	280	0.12	0.03	20000	150	0.12	0.03	20000	140	0.12	0.03
R0.3	8	25000	240	0.12	0.03	25000	225	0.12	0.03	20000	120	0.12	0.03	20000	110	0.12	0.03
R0.4	4	27000	600	0.16	0.04	27000	550	0.16	0.04	23000	450	0.16	0.04	21000	300	0.16	0.04
R0.4	6	24000	400	0.12	0.04	24000	360	0.12	0.04	21000	250	0.12	0.04	19000	200	0.12	0.04
R0.4	8	22000	300	0.12	0.04	22000	270	0.12	0.04	19000	150	0.12	0.04	19000	140	0.12	0.04
R0.4	10	22000	270	0.09	0.03	22000	250	0.09	0.03	19000	135	0.09	0.03	19000	120	0.09	0.03
R0.5	4	28000	600	0.20	0.05	28000	550	0.20	0.05	25000	500	0.20	0.05	21000	300	0.20	0.05
R0.5	6	21000	400	0.20	0.05	21000	360	0.20	0.05	19000	300	0.20	0.05	16000	200	0.20	0.05
R0.5	8	21000	360	0.15	0.05	21000	320	0.15	0.05	19000	270	0.15	0.05	16000	180	0.15	0.05
R0.5	10	18000	300	0.10	0.03	18000	270	0.10	0.03	17000	200	0.10	0.03	14000	150	0.10	0.03
R0.5	12	18000	270	0.10	0.03	18000	250	0.10	0.03	17000	180	0.10	0.03	14000	135	0.10	0.03
R0.6	6	20000	600	0.24	0.06	20000	540	0.24	0.06	17000	300	0.24	0.06	14000	200	0.24	0.06
R0.6	8	20000	540	0.24	0.06	20000	500	0.24	0.06	17000	270	0.24	0.06	14000	170	0.24	0.06
R0.6	12	16000	300	0.18	0.06	16000	270	0.18	0.06	14000	200	0.18	0.06	11000	150	0.18	0.06
R0.6	16	16000	270	0.12	0.03	16000	230	0.12	0.03	14000	175	0.12	0.03	11000	135	0.12	0.03
R0.75	8	17000	600	0.30	0.08	17000	540	0.30	0.08	15000	300	0.30	0.08	12000	250	0.30	0.08
R0.75	12	17000	540	0.24	0.06	17000	500	0.24	0.06	15000	275	0.24	0.06	12000	225	0.24	0.06
R0.75	16	13000	300	0.16	0.04	13000	275	0.16	0.04	12000	200	0.16	0.04	9500	150	0.16	0.04
R1.0	6	16500	800	0.40	0.10	16500	750	0.40	0.10	16500	560	0.40	0.10	13500	450	0.40	0.10
R1.0	8	16500	800	0.32	0.10	16500	750	0.32	0.10	16500	560	0.32	0.10	13500	450	0.32	0.10
R1.0	10	14000	630	0.30	0.08	14000	600	0.30	0.08	13000	450	0.30	0.08	10000	270	0.30	0.08
R1.0	12	14000	630	0.30	0.06	14000	600	0.30	0.06	13000	450	0.30	0.06	10000	270	0.30	0.06
R1.0	16	14000	550	0.24	0.06	14000	530	0.24	0.06	13000	400	0.24	0.06	10000	270	0.24	0.06
R1.0	20	14000	360	0.16	0.06	14000	330	0.16	0.06	10000	225	0.16	0.06	8000	175	0.16	0.06
R1.25	8	14000	800	0.10	0.32	14000	750	0.10	0.32	14000	560	0.10	0.32	12500	450	0.10	0.32
R1.25	12	13000	630	0.06	0.30	13000	600	0.06	0.30	12000	450	0.06	0.30	10000	270	0.06	0.30
R1.25	16	13000	550	0.06	0.24	13000	530	0.06	0.24	12000	400	0.06	0.24	10000	270	0.06	0.24
R1.25	20	10000	360	0.06	0.16	10000	330	0.06	0.16	8000	225	0.06	0.06	7000	175	0.06	0.16
R1.5	10	12000	800	0.15	0.40	12000	720	0.15	0.40	9500	600	0.15	0.40	7500	400	0.15	0.40
R1.5	12	12000	720	0.15	0.40	12000	650	0.15	0.40	9500	540	0.15	0.40	7500	360	0.15	0.40
R1.5	16	10000	600	0.15	0.40	10000	540	0.15	0.40	8500	300	0.15	0.40	6500	250	0.15	0.40
R1.5	20	10000	600	0.10	0.32	10000	540	0.10	0.32	8500	300	0.10	0.32	6500	250	0.10	0.32
R2.0	10	9000	800	0.20	0.80	9000	720	0.20	0.80	7500	600	0.20	0.80	6000	400	0.20	0.80
R2.0	16	9000	800	0.20	0.60	9000	720	0.20	0.60	7500	600	0.20	0.60	6000	400	0.20	0.60

DATA

Technical Data
技术支持

DG-2-BP

被削材 Work Piece		碳素钢/合金钢 Carbon Steel/Alloy Steel 750N/mm²				碳素钢/合金钢 Carbon Steel/Alloy Steel ~30HRC				预硬钢/调制钢 Pre-hardened Steel/Hardened Steel ~40HRC				不锈钢 Stainless Steel			
D mm	有效长度 Length	回转数 No Load RPM min⁻¹	进给速度 Feed Speed mm/min	ae mm	ap mm	回转数 No Load RPM min⁻¹	进给速度 Feed Speed mm/min	ae mm	ap mm	回转数 No Load RPM min⁻¹	进给速度 Feed Speed mm/min	ae mm	ap mm	回转数 No Load RPM min⁻¹	进给速度 Feed Speed mm/min	ae mm	ap mm
R2.0	20	7000	600	0.20	0.40	7000	540	0.20	0.40	6000	400	0.20	0.40	5000	250	0.20	0.40
R2.0	25	7000	600	0.15	0.40	7000	540	0.15	0.40	6000	400	0.15	0.40	5000	250	0.15	0.40
R2.5	16	7000	600	0.25	1.00	7000	540	0.25	0.10	6500	500	0.25	1.00	5000	400	0.25	1.00
R2.5	25	6000	500	0.25	1.00	6000	450	0.25	1.00	5000	500	0.25	1.00	4000	250	0.25	1.00

DG-2-R

被削材 Work Piece	铸铁/球墨铸铁 Cast Iron/Ball Cast Iron		碳素钢/合金钢 Carbon Steel/Alloy Steel 750N/mm²		碳素钢/合金钢 Carbon Steel/Alloy Steel ~30HRC		预硬钢/调制钢 Pre-hardened Steel/Hardened Steel ~40HRC		不锈钢 Stainless Steel		预硬钢/调制钢 Pre-hardened Steel/Hardened Steel ~50HRC	
D mm	回转数 No Load RPM min⁻¹	进给速度 Feed Speed mm/min	回转数 No Load RPM min⁻¹	进给速度 Feed Speed mm/min	回转数 No Load RPM min⁻¹	进给速度 Feed Speed mm/min	回转数 No Load RPM min⁻¹	进给速度 Feed Speed mm/min	回转数 No Load RPM min⁻¹	进给速度 Feed Speed mm/min	回转数 No Load RPM min⁻¹	进给速度 Feed Speed mm/min
1	20000	200	20000	200	20000	160	20000	160	20000	60	20000	120
2	15000	320	15000	320	15000	290	15000	280	11150	84	13000	180
3	14000	545	14000	545	13000	510	10600	420	7500	120	8500	330
4	10800	560	10800	560	10000	520	8000	430	5500	130	6500	335
5	8200	580	8200	580	7600	540	6400	450	4500	130	5000	355
6	7000	600	7000	600	6400	550	5300	460	3700	140	4200	360
8	5200	600	5200	600	4800	550	4000	460	2800	140	3200	365
10	4200	580	4200	580	3800	540	3200	445	2200	140	2500	350
12	3500	580	3500	580	3200	540	2650	445	1850	140	2100	350

DG-4-R & DG-4-RL

被削材 Work Piece	铸铁/球墨铸铁 Cast Iron/Ball Cast Iron		碳素钢/合金钢 Carbon Steel/Alloy Steel 750N/mm²		碳素钢/合金钢 Carbon Steel/Alloy Steel ~30HRC		预硬钢/调制钢 Pre-hardened Steel/Hardened Steel ~40HRC		不锈钢 Stainless Steel		预硬钢/调制钢 Pre-hardened Steel/Hardened Steel ~50HRC	
D mm	回转数 No Load RPM min⁻¹	进给速度 Feed Speed mm/min	回转数 No Load RPM min⁻¹	进给速度 Feed Speed mm/min	回转数 No Load RPM min⁻¹	进给速度 Feed Speed mm/min	回转数 No Load RPM min⁻¹	进给速度 Feed Speed mm/min	回转数 No Load RPM min⁻¹	进给速度 Feed Speed mm/min	回转数 No Load RPM min⁻¹	进给速度 Feed Speed mm/min
3	14000	820	14000	820	13000	755	10600	630	7500	145	8500	490
4	10800	840	10800	840	10000	770	8000	640	5500	145	6500	500
5	8200	880	8200	880	7600	810	6400	670	4500	145	5000	530
6	7000	900	7000	900	6400	830	5300	690	3700	160	4200	540
8	5200	890	5200	890	4800	815	4000	680	2800	160	3200	550
10	4200	880	4200	880	3800	810	3200	670	2200	160	2500	520
12	3500	880	3500	880	3200	810	2650	670	1850	160	2100	520
16	2600	680	2600	680	2400	630	2000	525	1400	120	1600	490

DATA

Technical Data
技术支持

DH-4-E & DH-4-EL

被削材 Work Piece / D mm	预硬钢/调制钢 Pre-hardened Steel/Hardened Steel ~40-50HRC 回转数 No Load RPM min⁻¹	进给速度 Feed Speed mm/min	淬硬钢 Hardened Steel ~50~60HRC 回转数 No Load RPM min⁻¹	进给速度 Feed Speed mm/min	淬硬钢 Hardened Steel ~60~68HRC 回转数 No Load RPM min⁻¹	进给速度 Feed Speed mm/min
1	40000	320	40000	320	32000	260
2	40000	800	24000	480	16000	320
3	32000	1020	16000	510	11000	350
4	24000	1250	12000	620	8000	420
5	19000	1360	9500	680	6400	460
6	16000	1540	8000	770	5300	510
8	12000	1540	6000	770	4000	510
10	9600	1540	4800	770	3200	510
12	8000	1600	4000	800	2700	540
14	6800	1340	3400	680	2300	460
16	6000	1200	3000	600	2000	400
18	5300	1060	2700	530	1800	360
20	4800	960	2400	480	1600	320

DH-2-B & DH-2-BL

被削材 Work Piece / D mm	预硬钢/调制钢 Pre-hardened Steel/Hardened Steel ~40-50HRC 回转数 No Load RPM min⁻¹	进给速度 Feed Speed mm/min	ae mm	ap mm	淬硬钢 Hardened Steel ~50~60HRC 回转数 No Load RPM min⁻¹	进给速度 Feed Speed mm/min	ae mm	ap mm	淬硬钢 Hardened Steel ~60~68HRC 回转数 No Load RPM min⁻¹	进给速度 Feed Speed mm/min	ae mm	ap mm
R0.5	40000	1900	0.05	0.01	36000	1500	0.05	0.01	32000	1400	0.05	0.01
R1.0	33000	3100	0.075	0.02	26000	2100	0.075	0.02	24000	2000	0.075	0.02
R1.5	29000	4100	0.1	0.03	23000	2900	0.1	0.03	21000	2600	0.1	0.03
R2.0	22000	3900	0.15	0.04	17000	2500	0.15	0.04	15500	2100	0.15	0.04
R2.5	17500	3500	0.15	0.05	13500	2200	0.15	0.05	13000	2000	0.15	0.05
R3.0	15000	3100	0.2	0.06	11500	1700	0.2	0.06	10500	1500	0.2	0.06
R4.0	11000	2500	0.25	0.08	8600	1600	0.25	0.08	8000	1400	0.25	0.08
R5.0	9000	2000	0.3	0.1	7000	1400	0.3	0.1	6000	1200	0.3	0.1
R6.0	7500	1800	0.35	0.1	5700	1300	0.35	0.1	5300	1200	0.35	0.1
R8.0	5500	1800	0.4	0.1	4300	1300	0.4	0.1	4000	1200	0.4	0.1
R10.0	4500	1800	0.5	0.1	3500	1300	0.5	0.1	3200	1200	0.5	0.1

DATA

Technical Data
技术支持

DH-4-R & DH-4-RF & DH-4-RP

被削材 Work Piece / 切削速度 / D mm	预硬钢/调制钢 Pre-hardened Steel/Hardened Steel ~40-50HRC 300m/min 回转数 No Load RPM min⁻¹	进给速度 Feed Speed mm/min	淬硬钢 Hardened Steel ~50~60HRC 150m/min 回转数 No Load RPM min⁻¹	进给速度 Feed Speed mm/min	淬硬钢 Hardened Steel ~60~68HRC 100m/min 回转数 No Load RPM min⁻¹	进给速度 Feed Speed mm/min
3	32000	1225	16000	610	11000	420
4	24000	1500	12000	745	8000	500
5	19000	1630	9500	815	6400	550
6	16000	1850	8000	925	5300	610
8	12000	1850	6000	925	4000	610
10	9600	1850	4800	925	3200	610
12	8000	1920	4000	960	2700	648
16	6000	1440	3000	720	2000	480

DL-2-E & DL-2-EL

被削材 Work Piece / D mm	铝合金 Aluminium Alloy 回转数 No Load RPM min⁻¹	进给速度 Feed Speed mm/min	硅铝合金Si≤10% Titanium Alloy 回转数 No Load RPM min⁻¹	进给速度 Feed Speed mm/min
1	40000	650	40000	500
2	40000	950	32000	750
3	26500	1500	21000	1100
4	20000	1600	16000	1250
5	16000	1500	13000	1100
6	13000	1250	10600	1000
8	10000	1400	8000	1100
10	8000	1600	6500	1250
12	6600	1650	5300	1300
14	5700	1700	4600	1350
16	5000	1700	4000	1350
18	4400	1700	3500	1350
20	4000	1700	3200	1350

DATA

Technical Data
技术支持

DL-3-E & DL-3-EL

被削材 Work Piece	铝合金 Aluminium Alloy		硅铝合金Si≤10% Titanium Alloy	
D mm	回转数 No Load RPM min^{-1}	进给速度 Feed Speed mm/min	回转数 No Load RPM min^{-1}	进给速度 Feed Speed mm/min
1	40000	800	40000	600
2	40000	1200	32000	900
3	26500	1800	21000	1300
4	20000	2000	16000	1500
5	16000	1750	13000	1300
6	13000	1500	10600	1200
8	10000	1650	8000	1300
10	8000	1900	6500	1500
12	6600	1950	5300	1550
14	5700	2000	4600	1600
16	5000	2000	4000	1600
18	4400	2000	3500	1600
20	4000	2000	3200	1600

DATA

Technical Data
技术支持

DL-2-B

被削材 Work Piece	铝合金 Aluminium Alloy		硅铝合金Si≤10% Titanium Alloy	
D mm	回转数 No Load RPM min^{-1}	进给速度 Feed Speed mm/min	回转数 No Load RPM min^{-1}	进给速度 Feed Speed mm/min
R1.0	40000	2000	32000	1600
R1.5	26500	1950	21000	1550
R2.0	20000	1950	16000	1550
R2.5	16000	1950	13000	1550
R3.0	13000	2000	10600	1600
R4.0	10000	2450	8000	2000
R5.0	8000	2200	6500	1750
R6.0	6600	2050	5300	1650

技术参数 Cutting data
DL铝加工立铣刀 DL for aluminium alloy
DH高硬度加工立铣刀 DH for hardened material
DG通用加工立铣刀 DG for general purpose
DP高性能通用加工立铣刀 DP for high performance
整体硬质合金铣刀 CARBIDE END MILLS



BORING

Insert Grades - Boring
镗孔刀片牌号一览表

工件材质 Work Piece	ISO	涂层 Coated		硬质合金 Carbide	金属陶瓷 Cermet	涂层金属陶瓷 Coated Cermet
		CVD	PVD			
P 钢	01				UMC10	
	10	QC1115 QC1125 QC1225 QC1135	QP5125 YP5120 DP1230			
	20					
	30					
	40					
M 不锈钢	01					
	10		DP5015 QP5125 QP5225 YP5120			MC215
	20					
	30					
	40					
K 铸铁	01					
	10	QC3115 QC3215		ND10		
	20		YP5120			
	30					
	40					
N 有色金属	01					
	10			NA10		
	20					
	30					
S 耐热合金、钛合金	01					
	10					
	20		QP5125 YP5120			
	30					
H 高硬度材料	01					
	10	QP7105				
	20		YP5120			
	30					

MILLING

Insert Grades - Milling
铣削刀片牌号一览表

工件材质 Work Piece	ISO	涂层 Coated			硬质合金 Carbide	金属陶瓷 Cermet	涂层金属陶瓷 Coated Cermet
		CVD	PVD				
P 钢	01						
	10	QC1025	SP5330S, SP5430, DP1115, DP5120, DP5220, QP5125, QP5225, DP5230, YP5120, YP5220, CP5220		NC30	UMC25	
	20	QC1130					
	30	QC1330					
	40	DC1125					
M 不锈钢	01						
	10		SP5330S, SP5430, QP5225, DP5220, DP5230, YP5120, YP5220, CP5220				
	20						
	30						
	40						
K 铸铁	01						
	10		SP5330S, SP5430, DP5120, QP5215, QP5225, DP5230, YP5120, CP5220				
	20						
	30	DC1125					
	40						
N 有色金属	01						
	10				NA10		
	20						
	30						
S 耐热合金、钛合金	01						
	10		SP5330S, SP5430, DP5120, QP5225, DP5320, YP5120, YP5220				
	20						
	30						
H 高硬度材料	01						
	10		SP5330S, SP5430, QP5125, YP5120				
	20						
	30						

TURNING

Insert Grades - Turning
车削刀片牌号一览表

工件材质 Work Piece	ISO	普通车削 Turning			螺纹 Threading		切断切槽 Parting-off/Grooving		
		涂层 Coated		硬质合金 Carbide	涂层PVD PVDCoated	硬质合金 Carbide	涂层 Coated		硬质合金 Carbide
		CVD	PVD				CVD	PVD	
P 钢	01								
	10	QC1115, QC1125, QC1225, QC1135	QP5125		QP5120, QP1120, QP7105			DP5220, DP5125, QP5125, GP5125	
	20								
	30								
	40								
M 不锈钢	01				QP7105				
	10		QP5125, QP5225		QP5120			DP5220, DP5125, QP5125, GP5125	
	20								
	30								
	40								
K 铸铁	01				QP7105				
	10	QC3115, QC3215			QP5120		QC3115, DP5220, DP5125, GP5125		
	20								
	30								
	40								
N 有色金属	01								
	10			NA10		QA20			NA20
	20								
	30								
S 耐热合金、钛合金	01				QP7105				
	10								
	20							DP5125	
	30								
H 高硬度材料	01				QP7105				
	10								
	20								
	30								

TURNING

Table of chip breaker for turning insert - Negative
车刀片断屑槽选型表–负角刀片

ISO	范畴 Machining	德克 DEREK	山特维克 SANDVIK	克洛伊 KORLOY	特固克 TaeguTec	瓦尔特 WALTER	山高 SECO	三菱 MiTSUBiSHi	住友 SUMITOMO	肯纳 KENNAMETAL	戴杰 DIJET	日立 HITACHI	泰珂洛 TUNGALOY	京瓷 KYOCERA
P	精加工 Finish	FG	PF/MF	HF	FG	NS6	MF2	C/SA/SH	SU/LU/SX	LF/FN	PF/UR/UA/UT	BE/CE	NS/27/TS/AS	HQ/CQ
	半精加工 Half-finish	SG/MG/TM/MI	PM/QM/SM	HA/HC/HM	MC/ML/MP	NM4/NM6	MF3/M3/M5	MV/MA/MH	GU/UG/UX	MG/MN	PG/UB	AB/AY/AE	NM/ZM/TM/ DM/37	CJ/GS/PS/HS/ PT/CS
	粗加工 Rough	RG	PR	MT/MG	NM9	MR7	GH	MU/MX	RN	RN	UD/GG	AR/RE	TH	GT/HT
M	精加工 Finish	FB	MF	HA	FG/SF	NF4		FS	SU	K/FP		SE	SS	GU
	半精加工 Half-finish	MB/MI	MM	HS	ML/MP	NM4		MS/ES	EX/UP	P/MP	SF/SG	DE	SA/SM/S	SU/HU/ST
	粗加工 Rough		MR	GS/HM	MT/RH	NR4	M5/MR7/56/R6	GH/HZ	MP	RP				
K	精加工 Finish		KF		FG	MA			UZ	FN		Y	CM	C
	半精加工 Half-finish	MG/通槽	KM	HM	MC/MT/MG	MA/NM5			UX	UN		V	33	ZS/GC
	粗加工 Rough		KR	GR/HR/GH	RT/RH	MA								
S	精加工 Finish				SF	NF4	MF1	FJ		FS/K				
	半精加工 Half-finish		NGP/23			NM4	M1	MJ	SU	NGP			SA	
	粗加工 Rough		SR			NR4		GJ		MS				

TURNING

Table of chip breaker for turning insert - Positive
车刀片断屑槽选型表–正角刀片

ISO	范畴 Machining	德克 DEREK	山特维克 SANDVIK	克洛伊 KORLOY	特固克 TaeguTec	瓦尔特 WALTER	山高 SECO	三菱 MiTSUBiSHi	住友 SUMITOMO	肯纳 KENNAMETAL	戴杰 DIJET	日立 HITACHI	泰珂洛 TUNGALOY	京瓷 KYOCERA
P	精加工 Finish	PHF	UF/PF	HFP	FA/FG	PF4	FF1/F1	FV/SV	FP/LU/SU/SK	11/UF/LF		PJQ	01/PF/FS	GP/XP/VF
	半精加工 Half-finish	HM	UM/PM	HMP/C25	MT/CMX	PS5/PM5	F2	MV	MU	MF	FT	JE	PM/23/24	HQ/XQ/GK
M	精加工 Finish	HF	MF	HFP	FA/FG	PF4		SV					SS	
	半精加工 Half-finish	HF	MM	HMP/C25	MT/CMX	PS5/PM5		MV						
K	半精加工 Half-finish	HM/HR	KF/KM/KR	HMP/C25	MT/CMX	MW/PS5/PM5					FT			
S	精/半精加工 Finish Half-finish					PF4/PS5/PM5		FJ	SC	LF/HP				
N	–	AL	AL	TA/AK/MA	FL	PM2			AG	HP	ALU/ACB		PP	A3

DEREK

TURNING

Insert Grades - Turning (CVD Coating)
车刀片牌号对比表–CVD涂层

类别	ISO	德克 DEREK	山特维克 SANDVIK	克洛伊 KORLOY	特固克 TaeguTec	瓦尔特 WALTER	山高 SECO	三菱 MITSUBISHI	住友 SUMITOMO	肯纳 KENNAMETAL	戴杰 DIJET	日立 HITACHI	泰珂洛 TUNGALOY	京瓷 KYOCERA	伊斯卡 ISCAR
P	01		GC4205			WAP01	TP1000	UE6005	AC840P	KCP05	JC100V	HC5000	T9005	CA5505	IC428
			GC4005				TK1000	UE6105	AC700G	KC9105		HG8010			IC9150
															IC8150
	10	QC1115	GC4215	NC310	TT1300	WAP10	TP1000	UE6050	AC810P	KCP10	JC110V	HG8010	T9005	CA5505	IC9150
			GC4015	NC3015			TK1000	UE6110	AC700G	KC9110	JC215V	GM8015	T9015	CA5515	IC9015
							TP2000	UE6010	AC2000	TN7005		GM10			IC8150
							TK2000	UE6020	AC820P	TN7010					
								UC6010							
	20	QC1125	GC4015	NC3020	TT1500	WAP20	TP2000	UE6110	AC2000	KCP25	JC110V	HG8025	T9015	CA5515	IC9250
		QC1225	GC4225				TK2000	UE6010	AC3000	KC9125	JC215V	GM8020	T9025	CA5525	IC9025
			GC4025				TP2000	UE6020	AC830P	KC9225				CA5025	IC9054
			GC4215					UC6010		TN7015				CR9025	IC8350
			LC25												
	30	QC1135	GC4225	NC3030	TT3500	WAP30	TP3000	UE6035	AC3000	KCP30	JC215V	GM25	T9025	CA5525	IC8350
			GC4235		TT5100		TP300	UH6400	AC630M	KCP40	JC325V		T9035	CA5535	IC9350
			GC4025					US735	AC830P	KC8050				CR9025	IC656
			GC4035							TN7015					
			GC2135												
	40	QC1135	GC4235		TT450		TP3000	UE6035	AC630M	KC9140	JC325V	GM8035	T9035	CA5535	IC9350
			GC4035				TP400	UH6400		KC9040	JC450V	GX30			IC635
			GC235				TP40	US735		KC9240					
										KX9245					
										TN7035					
										TPC35					

TURNING

Insert Grades - Turning (CVD Coating)
车刀片牌号对比表–CVD涂层

类别	ISO	德克 DEREK	山特维克 SANDVIK	克洛伊 KORLOY	特固克 TaeguTec	瓦尔特 WALTER	山高 SECO	三菱 MITSUBISHI	住友 SUMITOMO	肯纳 KENNAMETAL	戴杰 DIJET	日立 HITACHI	泰珂洛 TUNGALOY	京瓷 KYOCERA	伊斯卡 ISCAR
M	10		GC2015			WAM10	TP200	US7020	AC610M	KCM15	JC110V	GM10	T9015	CA6515	IC9250
										TN7010				CA6015	
	20		GC2025	NC9020	TT2500	WAM20	TP200	US7020	AC610M	KC9225	JC110V	GM8020	T6020	CA6525	IC9250
									AC630M	TN7015	JC215V		T9025	CA6015	IC9025
															IC9054
	30		GC2135	NC330	TT3500	WAM30	TP300	US735	AC630M	KCM25	JC215V	HG8025	T6030		IC9350
			GC235				TP400			KC8050	JC325V	GM25			IC9025
							TP40			TN8025					
	40		GC2025		T5100		TP400	US735	AC630M	KCM35	JC325V	GX30			IC656
							TP40			KC9240	JC450V				IC635
										KC9245					IC9350
										TPC35					
K	01		GC3205				TK1000	UC5105	AC300G	KCK05	JC105V	GM3005	T5010	CA4010	IC9150
			GC3210					UC5015	AC410K					CA4505	
	10	QC3115	GC3205	N305K	TT1300	WAK10	TK1000	UC5115	AC410K	KCK15	JC110V	HG8010	T5010	CA4515	IC9150
		QC3215	GC3210				TK2000	UE6110	AC700G	KCK20		GM8015		CA4010	IC9015
			GC3015						AC420K	KC9315				CA4115	IC4040
										KC9110					IC418
										TN5015					IC428
	20		GC3215	N315K	TT1500	WAK20	TK2000	UC5115	AC700G	KCK20	JC110V	HG8025	T5020	CA4120	IC9015
							TP200		AC820P	KC9320	JC215V	GM8020			
										TN5020					

DEREK

MILLING

Insert Grades - Milling (CVD Coating)
铣刀片牌号对比表–CVD涂层

类别	ISO	德克 DEREK	山特维克 SANDVIK	克洛伊 KORLOY	特固克 TaeguTec	瓦尔特 WALTER	山高 SECO	三菱 MiTSUBiSHi	住友 SUMITOMO	肯纳 KENNAMETAL	戴杰 DIJET	日立 HITACHI	泰珂洛 TUNGALOY	京瓷 KYOCERA	伊斯卡 ISCAR
P	01														
	10								ACP100	TN2510	JC730U				IC9080
										TN25M					IC4100
	20	QC1025	GC4020			WAP25	T200M	FH7020	ACP100	TN7525	JC730U				IC520M
		DC1125	GC4220				T250M	F7030							
	30	QC1030	GC4030	NCM335	TT7300	WAP35	T250M	F7030	AC230	KC930M			T3030		IC4050
		QC1330	GC4230				T350M								
							T25M								
	40		GC4240						AC230						
			GC4040												
M	01														
	10									TN25M					
	20						T350M	F7030		TN7525	JC730U			CA6535	IC520M
							T25M								
	30		GC2040	NCM335		WTP35	T250M	F7030		KC930M			T3030	CA6535	IC4050
							T25M			TN7535					
	40											GF30			
												GX30			
K	01										JC600			CA420M	IC9080
	10	QC3115		NCM310		WAK15		MC5020	ACK200	TN5505	JC600		T1015	CA420M	IC4100
								F5010	AC211	TN5515					
	30		GC3220	NCM320		WAK25	T150M	MC5020	ACK200	KC915M	JC610		T1015	CA420M	IC520M
			GC3020				T200M	F5020		TN5520					IC5100
			K20D												IC9150
			K20W												
	40		GC3040				T200M			KC930M	JC610				IC4050
										KC935M					IC520M

TURNING

Insert Grades - Turning (PVD Coating)
车刀片牌号对比表–PVD涂层

类别	ISO	德克 DEREK	山特维克 SANDVIK	克洛伊 KORLOY	特固克 TaeguTec	瓦尔特 WALTER	山高 SECO	三菱 MiTSUBiSHi	住友 SUMITOMO	肯纳 KENNAMETAL	戴杰 DIJET	日立 HITACHI	泰珂洛 TUNGALOY	京瓷 KYOCERA	伊斯卡 ISCAR
P	01	QP7105									JC5003			PR915	
														PR1005	
	10	QP7105	GC1525			WSM10	CP200	VP10MF		KC5010	JC5003		AH710	PR915	IC250
			GC1025				TS2000			KC5510				PR930	IC507
										KU10T				PR1025	IC570
														PR1115	
	20	QP5125	GC1525	PC230	TT9020	WSM20	CP250	VP15TF		KC5025	JC5015		AH710	PR630	IC908
		YP5120	GC1020			WSM21	TS2500	VP20MF		KU25T			AH330	PR915	IC928
		QP1120	GC1025											PR930	IC1008
		QP5120	GC1125											PR660	IC1028
		DP5220												PR1025	IC3028
														PR1225	
	30	YP5120	GC1025		TT9020	WSM30	CP500	VP15TF		KC7015	JC5015		GH330	PR630	IC928
		GP5125	GC1125		TT8020			VP20MF		KC7020			GH730	PR660	IC1008
		DP5125								KC7235			AH120		IC1028
													AH330		IC3028
													AH740		
	40		GC1020	PC240	TT9020		CP500	VP15TF		KC7040			AH120	PR660	IC928
			GC2145		TT8020			VP20MF							IC1008
															IC1028

TURNING

Insert Grades - Turning (PVD Coating)
车刀片牌号对比表–PVD涂层

类别	ISO	德克 DEREK	山特维克 SANDVIK	克洛伊 KORLOY	特固克 TaeguTec	瓦尔特 WALTER	山高 SECO	三菱 MiTSUBiSHi	住友 SUMITOMO	肯纳 KENNAMETAL	戴杰 DIJET	日立 HITACHI	泰珂洛 TUNGALOY	京瓷 KYOCERA	伊斯卡 ISCAR
M	01	QP7105			TT5080						JC5003			PR915	
														PR1025	
	10	DP5015	GC1005		TT5080	WSM10	CP200	VP10MF	AC510N	KC5010	JC5003			PR915	IC330
		QP7105	GC1025				TS2000			KC5510				PR930	IC354
			GC1125											PR1125	IC507
														PR1225	IC907
											JC5015				IC3028
	20	QP5125	GC1020	PC9030	TT5080	WSM20	CP200	VP15TF	AC520U	KC5025	JC5015		GH330	PR630	IC228
		QP5225	GC1025		TT9020	WSM21	CP500	VP20MF		KC730			GH730	PR915	IC250
		YP5120	GC4125		TT9080		TS2500			KC5525				PR930	IC354
		QP5120													IC3028
		DP5220													
											JC5015				
	30	YP5120	GC1020	PC9030	TT9020	WSM30	CP500	VP15TF	AC520U	KC5025	JC5015		AH120	PR630	IC908
		GP5125	GC2035		TT9080			VP20MF	AC530U	KC5525				PR660	IC928
		DP5125			TT8020										IC1008
															IC1028
	40		GC2035		TT9020				AC530U					PR660	IC228
			GC2145		TT8020										IC328

TURNING

Insert Grades - Turning (PVD Coating)
车刀片牌号对比表–PVD涂层

类别	ISO	德克 DEREK	山特维克 SANDVIK	克洛伊 KORLOY	特固克 TaeguTec	瓦尔特 WALTER	山高 SECO	三菱 MiTSUBiSHi	住友 SUMITOMO	肯纳 KENNAMETAL	戴杰 DIJET	日立 HITACHI	泰珂洛 TUNGALOY	京瓷 KYOCERA	伊斯卡 ISCAR
K	01	QP7105							EH10Z		JC5003		AH110		
	10	QP7105		PC205K			CP200		EH10Z	KC5010	JC5003		GH110		IC350
							TS2000			KC5510	JC5015		AH110		
	20	YP5120	GC1020	PC215K			CP200	VP10RT	EH20Z	KC7015	JC5015		AH120		IC928
		QP5120					CP250	VP15TF		KC7020					IC1008
		DP5220						VP20RT							IC908
															IC22
	30	YP5120					CP500	VP15TF		KC7225					IC928
		DP5125													IC1008
		GP5125													IC908
															IC22
S	01	QP7105	GC1105		TT5080			VP05RT			JC5003		AH110	PR915	IC507
	10	QP7105	GC1005		TT5080	WSM10	CP200	VP05RT	AC510U	KC5410	JC5015		AH120	PR915	IC903
			GC1025				CP250	VP10RT		KC5010				PR1125	
			GC1125												
	20	QP5125	GC4125		TT5080	WSM20	CP250	VP10RT	AC510U	KC5025				PR915	IC300
		YP5120			TT9080	WSM21	CP500	VP15TF	AC520U	KC5525					IC808
															IC928
	30	YP5120	GC1125		TT9080	WSM30		VP15TF	AC520U					PR1125	
		DP5125	GC2145		TT8020										

MILLING

Insert Grades - Milling (PVD Coating)
铣刀片牌号对比表–PVD涂层

类别	ISO	德克 DEREK	山特维克 SANDVIK	克洛伊 KORLOY	特固克 TaeguTec	瓦尔特 WALTER	山高 SECO	三菱 MiTSUBiSHi	住友 SUMITOMO	肯纳 KENNAMETAL	戴杰 DIJET	日立 HITACHI	泰珂洛 TUNGALOY	京瓷 KYOCERA	伊斯卡 ISCAR
P	01								ACP100		JC5003	PTH08M			
												PCA08M			
												PCS08M			
												TB6005			
												JX1005			
	10	QP5125	GC1010			WXH15			ACZ310	KC715M	JC5003	CY9020		PR730	IC250
			GC1025			WXM15			ACP100		JC5030	PCA12M		PR830	IC903
		DP1115							ACP200			TB6005		PR1025	IC950
												JX1020		PR1225	
												PC20M			
	20	QP5125	GC1025	PC230			F25M	VP15TF	ACZ310	KC522M	JC5015	TB6020		PR630	IC950
		SP5330S	GC1010				MP3000		ACZ330	KC525M	JC5030	CY150		PR730	IC900
		DP5120	GC2030						ACP200		JC5040	JX1015		PR830	IC908
		DP5220												PR660	IC910
		QP5125												PR1025	
		QP5225												PR1225	
		YP5120													
		YP5220													
		CP5220													
	30	QP5125	GC1010	PC3530	TT7030	WXM35	F25M	VP15TF	ACZ300	KC725M	JC5015	TB6045	GH330	PR630	IC900
		SP5330S	GC1030	PC130	TT7070		F30M	VP30RT	ACZ350		JC5040	CY250	AH330	PR660	IC928
		DP5230	GC2030		TT9030		MP3000		ACZ200			CY25	AH120	PR730	IC300
		YP5120										HC844	AH740	PR830	IC328
		YP5220										JX1045		PR1230	IC1008
												PTH30E			
	40											PTH30E			IC900
					TT8030		T60M		ACP300			TB6060		PR1230	IC928
												PTH40H			IC300
															IC328

MILLING

Insert Grades - Milling (PVD Coating)
铣刀片牌号对比表–PVD涂层

类别	ISO	德克 DEREK	山特维克 SANDVIK	克洛伊 KORLOY	特固克 TaeguTec	瓦尔特 WALTER	山高 SECO	三菱 MiTSUBiSHi	住友 SUMITOMO	肯纳 KENNAMETAL	戴杰 DIJET	日立 HITACHI	泰珂洛 TUNGALOY	京瓷 KYOCERA	伊斯卡 ISCAR
M	01										JC5003	PCS08M			
	10		GC1025			WXM15			ACP200	KC715M	JC5003	CY9020		PR630	IC903
			GC1030								JC5003	JX1020		PR730	
														PR830	
	20	QP5225	GC1025		TT8020		F25M	VP15TF	ACZ310	KC730	JC5015	TB6020	GH330	PR630	IC900
		SP5330S	GC2030		TT9030		MP3000	VP20RT	EH20Z	KC522M	JC5030	CY150		PR730	IC903
		DP5220	GC1040						ACP300	KC525M	JC5040	JC1015		PR830	IC908
		QP5225												PR660	IC928
		YP5120													
		YP5220													
		CP5220													
	30	QP5225	GC1040	PC9530	TT8030	WXM35	F30M	VP15TF	ACZ330	KC725M	JC5015	TB6045	AH120	PR630	IC928
		SP5330S	GC2030				F40M	VP20RT	EH20Z	KC735M	JC5040	CY250		PR730	IC328
		DP5230						VP30RT	ACZ350			HC844		PR830	IC1008
		YP5120												PR660	
		YP5220												PR1225	
	40							VP30RT	ACZ350			TB6060	AH140	PR660	IC928
									ACP300			PTH40H			IC328
												JX1060			

MILLING

Insert Grades - Milling (PVD Coating)
铣刀片牌号对比表–PVD涂层

类别	ISO	德克 DEREK	山特维克 SANDVIK	克洛伊 KORLOY	特固克 TaeguTec	瓦尔特 WALTER	山高 SECO	三菱 MITSUBISHI	住友 SUMITOMO	肯纳 KENNAMETAL	戴杰 DIJET	日立 HITACHI	泰珂洛 TUNGALOY	京瓷 KYOCERA	伊斯卡 ISCAR
K	01										JC5003	PTH08M	AH110	PR510	
												PCA08M		PR905	
												PCS08M			
	10		GC1010	PC205K		WXH15			ACZ310	KC510M	JC5003	CY9020	AH110	PR510	IC900
						WXM15			ACK200			TB6005	GH110	PR905	IC910
												CY100H			
	20	QP5125	GC1010	PC205K	TT6030		MK2000	VP15TF	ACZ310	KC520M	JC5015	TB6020	AH120	PR510	IC910
		SP5330S	GC1020					VP20RT	ACK200	KC525M		CY150		PR905	IC950
		DP5120										PTH13S			
		QP5125													
		QP5225													
		YP5120													
		CP5220													
	30	SP5330S	GC1020					VP15TF	ACZ330	KC725M	JC5015	TB6045			IC908
		DP5230						VP20RT	ACK300	KC735M		CY250			IC950
		YP5120										PTH40H			IC928

MILLING
Insert Grades - Milling (PVD Coating)
铣刀片牌号对比表–PVD涂层

类别	ISO	德克 DEREK	山特维克 SANDVIK	克洛伊 KORLOY	特固克 TaeguTec	瓦尔特 WALTER	山高 SECO	三菱 MITSUBISHI	住友 SUMITOMO	肯纳 KENNAMETAL	戴杰 DIJET	日立 HITACHI	泰珂洛 TUNGALOY	京瓷 KYOCERA	伊斯卡 ISCAR
S	01										JC5003				
	10	QP5125	GC1025		TT6030			VP15TF	EH520Z	KC510M	JC5015	PCS08M	AH120	PR660	IC908
	20	QP5125	GC1025		TT8020	WXM35		VP15TF	EH520Z	KC522M		CY100H		PR660	IC908
		SP5330S							EH20Z	KC525M		CY10H			
		QP5225													
		YP5120													
		YP5220													
	30	SP5330S	GC2030		TT8030		F40M		ACK300	KC725M				PR660	IC328
		DP5230	S30T		TT9030										IC928
		YP5120													
		YP5220													
H	01										JC5003				IC903
	10	QP5125	GC1010			WXH15	MH1000	VP15TF		KC635M	JC5015	PTH08M			IC900
			GC1030				F15M					PCA08M			
												JX1005			
	20	QP5125	GC1010			WXP45	F15M	VP15TF		KC635M					IC1008
		SP5330S													IC808
		QP5125													
		YP5120													
	30	SP5330S	GC1030				F30M			KC530M					IC1008
		YP5120					MP3000								IC908

TBGT/TPGH/TPGX

Insert Grades - Boring
镗孔刀片牌号一览表

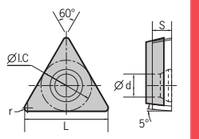

工件材料 Work Piece

P钢	●	◐	◐	✣		◐		◐	✣					●	
M不锈钢					◐	◔	◐	◔							◐
K铸铁						◐		◐		◐	◐		◐		
N有色金属												●			
S耐热合金								◔							
H高硬度材料								◔							

刀片外形 Shape	型号 Specification	尺寸 Size					刀片牌号 Insert Grade														
		L	ΦI.C	S	Φd	r	QC1115	QC1125	QC1225	QC1135	DP5015	QP5125	QP5225	YP5120	DP1230	QC3115	QC3215	NA10	ND10	UMC10/UMC10T	MC215
精加工 Finish	TBGT060102L	6.4	3.97	1.59	2.3	0.2												●		▲	▲
	TBGT060104L	6.4	3.97	1.59	2.3	0.4												○		▲	▲

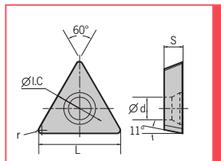

工件材料 Work Piece

P钢	●	◐	◐	✣		◐		◐	✣					●	
M不锈钢					◐	◔	◐	◔							◐
K铸铁						◐		◐		◐	◐		◐		
N有色金属												●			
S耐热合金								◔							
H高硬度材料								◔							

刀片外形 Shape	型号 Specification	尺寸 Size					刀片牌号 Insert Grade														
		L	ΦI.C	S	Φd	r	QC1115	QC1125	QC1225	QC1135	DP5015	QP5125	QP5225	YP5120	DP1230	QC3115	QC3215	NA10	ND10	UMC10/UMC10T	MC215
精加工 Finish	TPGH080202L	8	4.76	2.38	2.3	0.2					▲							●		▲	
	TPGH080204L	8	4.76	2.38	2.3	0.4					▲							●		▲	
	TPGH090202L	9.6	5.56	2.38	3	0.2					▲							●		▲	
	TPGH090204L	9.6	5.56	2.38	3	0.4					▲							●		▲	
	TPGH110302L	11	6.35	3.18	3.3	0.2					▲							●		▲	
	TPGH110304L	11	6.35	3.18	3.3	0.4					▲							●		▲	
精加工 Finish	TPGX080202	8	4.76	2.38	2.3	0.2													●		
	TPGX080204	8	4.76	2.38	2.3	0.4													●		
	TPGX090202	9.6	5.56	2.38	3	0.2													●		
	TPGX090204	9.6	5.56	2.38	3	0.4													○		
	TPGX110304	11	6.35	3.18	3.3	0.4													●		

注：Notice:
● 连续加工首选 Continuous
○ 连续加工备选 Continuous
◐ 轻断续加工首选 Medium
◔ 轻断续加工备选 Medium
✣ 断续加工首选
⁜ 断续加工备选 Interrupted

▲ 主推牌号 Excellent (Instock)
● 可选牌号 Good (Instock)
○ 按订单生产 On Request

TCMT/TCGX/CCMT/CCGX

Insert Grades - Boring
镗孔刀片牌号一览表

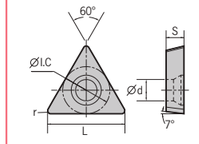

工件材料 Work Piece

P钢	●	◐	◐	✣		◐		◐	✣					●	
M不锈钢					◐	◔	◐	◔							◐
K铸铁						◐		◐		◐	◐		◐		
N有色金属												●			
S耐热合金								◔							
H高硬度材料								◔							

刀片外形 Shape	型号 Specification	尺寸 Size					刀片牌号 Insert Grade														
		L	ΦI.C	S	Φd	r	QC1115	QC1125	QC1225	QC1135	DP5015	QP5125	QP5225	YP5120	DP1230	QC3115	QC3215	NA10	ND10	UMC10/UMC10T	MC215
HF精加工 Finish	TCMT110204-HF	11	6.35	2.38	2.8	0.4	●	▲				●	▲			▲	●				
	TCMT16T304-HF	16.5	9.525	3.97	4.4	0.4	●	▲					●				●				
AL铝用 For aluminum	TCGX110204-AL	11	6.35	2.38	2.8	0.4												▲			
	TCGX110208-AL	11	6.35	2.38	2.8	0.8												○			
	TCGX16T304-AL	16.5	9.525	3.97	4.4	0.4												●			

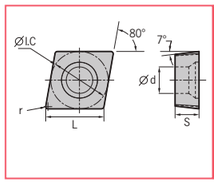

工件材料 Work Piece

P钢	●	◐	◐	✣		◐		◐	✣					●	
M不锈钢					◐	◔	◐	◔							◐
K铸铁						◐		◐		◐	◐		◐		
N有色金属												●			
S耐热合金								◔							
H高硬度材料								◔							

刀片外形 Shape	型号 Specification	尺寸 Size					刀片牌号 Insert Grade														
		L	ΦI.C	S	Φd	r	QC1115	QC1125	QC1225	QC1135	DP5015	QP5125	QP5225	YP5120	DP1230	QC3115	QC3215	NA10	ND10	UMC10/UMC10T	MC215
HM半精加工 Half-finish	CCMT060204-HM	6.4	6.35	2.38	2.8	0.4	●	▲	▲			●	▲			▲	●				
	CCMT060208-HM	6.4	6.35	2.38	2.8	0.8		○	○				○			○	○				
	CCMT09T304-HM	9.7	9.525	3.97	4.4	0.4	●	▲	▲			●	▲			▲	●				
	CCMT09T308-HM	9.7	9.525	3.97	4.4	0.8	●	▲	▲			●	▲			▲	●				
	CCMT120404-HM	12.9	12.7	4.76	5.56	0.4	●	▲	▲			●	▲			▲	●				
	CCMT120408-HM	12.9	12.7	4.76	5.56	0.8	●	▲	▲			●	▲			▲	●				
HR粗加工 Rough	CCMT060204-HR	6.4	6.35	2.38	2.8	0.4										●					
	CCMT09T308-HR	9.7	9.525	3.97	4.4	0.8										●	●				
	CCMT120408-HR	12.9	12.7	4.76	5.56	0.8	○	●				●				●					
AL铝用 For aluminum	CCGX060204-AL	6.4	6.35	2.38	2.8	0.4												○			
	CCGX09T304-AL	9.7	9.525	3.97	4.4	0.4												●			
	CCGX09T308-AL	9.7	9.525	3.97	4.4	0.8												○			
	CCGX120404-AL	12.9	12.7	4.76	5.56	0.4												●			
	CCGX120408-AL	12.9	12.7	4.76	5.56	0.8												▲			

注：Notice:
● 连续加工首选 Continuous
○ 连续加工备选 Continuous
◐ 轻断续加工首选 Medium
◔ 轻断续加工备选 Medium
✣ 断续加工首选 Interrupted
⁜ 断续加工备选 Interrupted

▲ 主推牌号 Excellent (Instock)
● 可选牌号 Good (Instock)
○ 按订单生产 On Request

WCGT/SPMT

Insert Grades - Boring
镗孔刀片牌号一览表

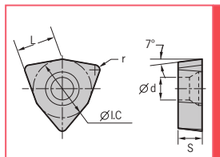

工件材料 Work Piece

P钢	●	◐	◐	◐		◐		◐	✜					●	
M不锈钢				◔	◐	◔	◐	◔							◐
K铸铁				◐				◐		◐	◐		◐		
N有色金属												●			
S耐热合金					◐	◔		◔							
H高硬度材料					◐			◔							

刀片外形 Shape	型号 Specification	尺寸 Size L	ΦI.C	S	Φd	r	刀片牌号 Insert Grade QC1115	QC1125	QC1225	QC1135	DP5015	QP5125	QP5225	YP5120	DP1230	QC3115	QC3215	NA10	ND10	UMC10/UMC10T	MC215
 TM粗加工 Rough	WCGT030208-TM	3.8	5.56	22.38	2.8	0.8												○			
	WCGT040208-TM	4.3	6.35	2.38	3.1	0.8												○			
	WCGT050308-TM	5.4	7.94	3.18	3.2	0.8												○			
	WCGT06T308-TM	6.5	9.525	3.97	3.7	0.8												○			

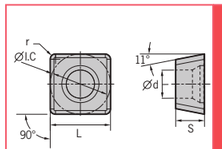

工件材料 Work Piece

P钢	●	◐	◐	✜		◐	◔	◐	✜					●	
M不锈钢					◐	◔	◐	◔							◐
K铸铁						◐		◐		◐	◐		◐		
N有色金属												●			
S耐热合金								◔							
H高硬度材料								◔							

刀片外形 Shape	型号 Specification	尺寸 Size L	ΦI.C	S	Φd	r	刀片牌号 Insert Grade QC1115	QC1125	QC1225	QC1135	DP5015	QP5125	QP5225	YP5120	DP1230	QC3115	QC3215	NA10	ND10	UMC10/UMC10T	MC215
 EM粗加工 Rough	SPMT050204-EM	5	5	2.38	2.2	0.4						●	●								
	SPMT060204-EM	6	6	2.38	2.6	0.4						▲	▲								
	SPMT07T308-EM	7.94	7.94	3.97	2.8	0.8						▲	▲								
	SPMT090408-EM	9.8	9.8	4.3	4.2	0.8						▲	▲								
	SPMT110408-EM	11.5	11.5	4.76	4.4	0.8						▲	▲								
	SPMT140512-EM	14.3	14.3	5.2	5.75	1.2						●	●								

注：Notice:
● 连续加工首选 Continuous　○ 连续加工备选 Continuous　◐ 轻断续加工首选 Medium　◔ 轻断续加工备选 Medium　✜ 断续加工首选 Interrupted　⋕ 断续加工备选 Interrupted
▲ 主推牌号 Excellent (Instock)　● 可选牌号 Good (Instock)　○ 按订单生产 On Request

WN*U/XNMX/HNGX/SNMX

Insert Grades - Milling
铣刀片牌号一览表

工件材料 Work Piece

P钢	◐	✜	✜	✜	⋕	●	◐	◐	◐	◐	◔	◐	●	◐	✜	◐	⋕	◐	◐		✜	◐	✜
M不锈钢					✜	●	◐				◔		◔	⋕	◔	✜	◐						
K铸铁				⋕					●	◐		◐		⋕	◐		◐	◐					
N有色金属																			●				
S耐热合金							◔							⋕	◔	⋕							
H高硬度材料															◔		◔						

刀片外形 Shape	型号 Specification	刀片牌号 Insert Grade QC1025	QC1030	QC1330	DC1125	DC2130	JP5125	JP5225	JC1135	JC3115	DP5120	DP5220	QP5125	QP5225	DP5230	YP5120	YP5220	CP5220	QC/EC3115	NA10	NC30	UMC25	MC30
	WNGU080608N-GM						▲	▲	▲	▲													
	XNEX080608-GM												▲	▲									

工件材料 Work Piece

P钢	◐	✜	✜	✜	⋕	●	◐	◐	◐	◐	◔	◐	◐	✜	◐	⋕	◐	◐		✜	◐	✜
M不锈钢					✜	○	◔	◔			◐		◐	⋕	◔	✜	◐	◐				
K铸铁				⋕		○	◐	◐		◐		◐		⋕	◐		◐	◐				
N有色金属																			●			
S耐热合金						○	◔	◔						⋕	◔	⋕						
H高硬度材料						●	◔	◔							◔							

刀片外形 Shape	型号 Specification	刀片牌号 Insert Grade QC1025	QC1030	QC1330	DC1125	DC2130	SP5310	SP5330	SP5430	DP1115	DP5120	DP5220	ZP5125	ZP5225	DP5230	YP5120	YP5220	CP5220	JP5225	NA10	NC30	UMC25	MC30
	HNMX0907ANSN-R												▲	▲									
	SNMX1205ANN-M																		▲				

注：Notice:
● 连续加工首选 Continuous　○ 连续加工备选 Continuous　◐ 轻断续加工首选 Medium　◔ 轻断续加工备选 Medium　✜ 断续加工首选 Interrupted　⋕ 断续加工备选 Interrupted
▲ 主推牌号 Excellent (Instock)　● 可选牌号 Good (Instock)　○ 按订单生产 On Request

WPKW/WDMW/EPMT

Insert Grades - Milling
铣刀片牌号一览表

工件材料 Work Piece																			
	P钢	◐	✣	◐	✣	✣	◔	◐	◐	◔	◐	◔	✣	◐	◔	◐		✣	◐
	M不锈钢						◔			◐	◔	◐	⁜	◔	◐	◔			
	K铸铁					⁜	◐		◐		◐		⁜	◔		◐			
	N有色金属																◐		
	S耐热合金						◔							◔	◔				
	H高硬度材料						◔							◔					

刀片外形 Shape	型号 Specification	刀片牌号 Insert Grade																	
		QC1025	QC1030	QC1125	QC1330	DC1125	SP5430	DP1115	DP5120	DP5220	QP5125	QP5225	DP5230	YP5120	YP5220	CP5220	NA10	NC30	UMC25
	WPKW06X415									●									
	WPKW080615									▲									
	WDMW080520ZTR													●	●				
	EPMT0603TN													●	●				

注：Notice:
● 连续加工首选 Continuous
○ 连续加工备选 Continuous
◐ 轻断续加工首选 Medium
◔ 轻断续加工备选 Medium
✣ 断续加工首选 Interrupted
⁜ 断续加工备选 Interrupted
▲ 主推牌号 Excellent (Instock)
● 可选牌号 Good (Instock)
○ 按订单生产 On Request

RP*W/RPMT/AP*T/CPMT/TP*N/APMX

Insert Grades - Milling
铣刀片牌号一览表

工件材料 Work Piece																			
	P钢	◐	✣	◐	✣	✣	◐	◐	◐	◐	◐	◐	✣	◐	◔	◐		✣	◐
	M不锈钢						◔				◔	◐	⁜	◔	◐	◔			
	K铸铁					⁜	◐		◐	◔	◐		⁜	◔		◐			
	N有色金属																◐		
	S耐热合金						◔							◔	◔				
	H高硬度材料						◔							◔					

刀片外形 Shape	型号 Specification	刀片牌号 Insert Grade																	
		QC1025	QC1030	QC1125	QC1330	DC1125	SP5430	DP1115	DP5120	DP5220	QP5125	QP5225	DP5230	YP5120	YP5220	CP5220	NA10	NC30	UMC25
	RPEW0802MO								●	●									
	RPMW1003MO										▲	▲							
	RPKW1204MO								●	●									
	RPMT1204MOE										▲	▲							
	RDMT0802MOTN										▲	▲							
	RDMT10T3MOTN										▲	▲							
	RDMT1204MOTN										▲	▲							
	RDMX1604MOTN										●								
	APKT113508PDFR-G2																▲		
	APKT160408PDFR-G2																▲		
	APMT1135PDER-M2										▲	▲							
	APMT1604PDER-M2										▲	▲							
	APMT1135PDER-H2										▲	▲							
	APMT1604PDER-H2										▲	▲							
	CPMT080204								●										
	CPMT090308								●										
	CPMT120408								●										
	TPMN160308	●																	
	TPMR160308											●							
	TPMN220412	○																	

注：Notice:
● 连续加工首选 Continuous
○ 连续加工备选 Continuous
◐ 轻断续加工首选 Medium
◔ 轻断续加工备选 Medium
✣ 断续加工首选 Interrupted
⁜ 断续加工备选 Interrupted
▲ 主推牌号 Excellent (Instock)
● 可选牌号 Good (Instock)
○ 按订单生产 On Request

SPMX/TCMX/SPMW/SEHT/SEGX/SE**

Insert Grades - Milling
铣刀片牌号一览表

工件材料 Work Piece	QC1025	QC1030	QC1125	QC1330	DC1125	SP5430	DP1115	DP5120	DP5220	QP5125	QP5225	DP5230	YP5120	YP5220	CP5220	NA10	NC30	UMC25
P钢	◐	✣	◐	✣	✣	◐	◐	◐	◐	◐	◐	✣	◐	◔	◐		✣	◐
M不锈钢						◔				◔	◐	⋕	◔	◐	◐			
K铸铁					⋕	◐		◐	◔	◐		⋕	◔	◐				
N有色金属																◐		
S耐热合金						◔							◔	◐				
H高硬度材料						◔							◔					

刀片外形 Shape	型号 Specification	QC1025	QC1030	QC1125	QC1330	DC1125	SP5430	DP1115	DP5120	DP5220	QP5125	QP5225	DP5230	YP5120	YP5220	CP5220	NA10	NC30	UMC25
	TCMX16T308-PM						▲												
	SPMW090304							●											
	SPMW090308																	○	
	SEHT1204AFSN					▲				▲									
	SEGX1204AFFN																▲		
	SEEN1203AFTN																		▲
	SEKN1504AFTN		●																
	SPEN1203AFTN																		●
	SPKN1504EDSKR		○	●	●														
	SEKR1203AFTN								●	●									

注：Notice:
● 连续加工首选 Continuous
○ 连续加工备选 Continuous
◐ 轻断续加工首选 Medium
◔ 轻断续加工备选 Medium
✣ 断续加工首选 Interrupted
⋕ 断续加工备选 Interrupted
▲ 主推牌号 Excellent (Instock)
● 可选牌号 Good (Instock)
○ 按订单生产 On Request

SNFH/SPMT

Insert Grades - Milling
铣刀片牌号一览表

工件材料 Work Piece	QC1025	QC1030	QC1125	QC1330	DC1125	SP5430	DP1115	DP5120	DP5220	QP5125	QP5225	DP5230	YP5120	YP5220	CP5220	NA10	NC30	UMC25
P钢	◐	✣	◐	✣	✣	◐	◐	◐	◐	◐	◐	✣	◐	◔	◐		✣	◐
M不锈钢						◔				◔	◐	⋕	◔	◐	◐			
K铸铁					⋕	◐		◐	◔	◐		⋕	◔	◐				
N有色金属																◐		
S耐热合金						◔							◔	◐				
H高硬度材料						◔							◔					

刀片外形 Shape	型号 Specification	QC1025	QC1030	QC1125	QC1330	DC1125	SP5430	DP1115	DP5120	DP5220	QP5125	QP5225	DP5230	YP5120	YP5220	CP5220	NA10	NC30	UMC25
	TD16-100															●			
	TD16-110															●			
	TD16-130															●			
	TD16-150															●			
	TD16-160															●			
	TD16-185															●			
	TD16-200															●			
	TD16-215															●			
	TD16-250															●			
	TD16-265															●			
	TD16-300															●			
	TD16-315															●			
	TD16-320															●			
	SNFH1125															●			
	SNFH1135															●			
	SNFH1204															●			
	SNFH1235															●			
	SNFH1245															●			
	SNFH1255															●			
	SNFH1275															●			
	SPMT050204-EM																●	●	
	SPMT060204-EM																▲	▲	
	SPMT07T308-EM																▲	▲	
	SPMT090408-EM																▲	▲	
	SPMT110408-EM																▲	▲	
	SPMT140512-EM																●	●	

注：Notice:
● 连续加工首选 Continuous
○ 连续加工备选 Continuous
◐ 轻断续加工首选 Medium
◔ 轻断续加工备选 Medium
✣ 断续加工首选 Interrupted
⋕ 断续加工备选 Interrupted
▲ 主推牌号 Excellent (Instock)
● 可选牌号 Good (Instock)
○ 按订单生产 On Request

CNMG

Insert Grades - Turning
车削刀片牌号一览表

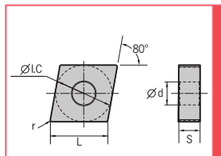

工件材料 Work Piece										
P钢	●	◐	◐	✣	◐				
M不锈钢					◔	◐			
K铸铁					◐		◐	◐	
N有色金属									◐
S耐热合金									
H高硬度材料									

刀片外形 Shape	型号 Specification	尺寸 Size L	ΦI.C	S	Φd	r	刀片牌号 Insert Grade QC1115	QC1125	QC1225	QC1135	QP5125	QP5225	QC3115	QC3215	NA10
FG精加工 Finish	CNMG120404-FG	12.9	12.7	4.76	5.16	0.4	○	●	●						
FB半精加工 Half-finish	CNMG120404-FB	12.9	12.7	4.76	5.16	0.4					○	●			
SG半精加工 Half-finish	CNMG120404-SG	12.9	12.7	4.76	5.16	0.4	○	●							
MG半精加工 Half-finish	CNMG120404-MG	12.9	12.7	4.76	5.16	0.4	●	▲	●						
	CNMG120408-MG	12.9	12.7	4.76	5.16	0.8	●	▲	●	●	●				
	CNMG120412-MG	12.9	12.7	4.76	5.16	1.2	○	●	●						
	CNMG160608-MG	16.1	15.875	6.35	6.35	0.8		●	●		●				
MB半精加工 Half-finish	CNMG120404-MB	12.9	12.7	4.76	5.16	0.4					●	▲			
	CNMG120408-MB	12.9	12.7	4.76	5.16	0.8					●	●			
	CNMG120412-MB	12.9	12.7	4.76	5.16	1.2					●	●			
MI半精加工 Half-finish	CNMG120404-MI	12.9	12.7	4.76	5.16	0.4						▲			
	CNMG120408-MI	12.9	12.7	4.76	5.16	0.8						▲			
RG粗加工 Rough	CNMG120408-RG	12.9	12.7	4.76	5.16	0.8	○	●	●	●					
	CNMG120412-RG	12.9	12.7	4.76	5.16	1.2		●	●	●					
	CNMG160608-RG	16.1	15.875	6.35	6.35	0.8		●		●					
	CNMG160612-RG	16.1	15.875	6.35	6.35	1.2	○	●	●	●					
	CNMG160616-RG	16.1	15.875	6.35	6.35	1.6		●	●	●					
	CNMG190612-RG	19.3	19.05	6.35	7.94	1.2	○	●	●	●					
	CNMG190616-RG	19.3	19.05	6.35	7.94	1.6		○		○					
	CNMG190624-RG	19.3	19.05	6.35	7.94	2.4				○					

注：Notice:
● 连续加工首选 Continuous
○ 连续加工备选 Continuous
◐ 轻断续加工首选 Medium
◔ 轻断续加工备选 Medium
✣ 断续加工首选 Interrupted
⁜ 断续加工备选 Interrupted
▲ 主推牌号 Excellent (Instock)
● 可选牌号 Good (Instock)
○ 按订单生产 On Request

CNMG/CNMA

Insert Grades - Turning
车削刀片牌号一览表

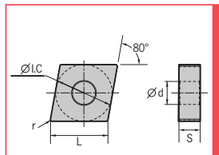

工件材料 Work Piece										
P钢	●	◐	◐	✣	◐				
M不锈钢					◔	◐			
K铸铁					◐		◐	◐	
N有色金属									◐
S耐热合金									
H高硬度材料									

刀片外形 Shape	型号 Specification	尺寸 Size L	ΦI.C	S	Φd	r	刀片牌号 Insert Grade QC1115	QC1125	QC1225	QC1135	QP5125	QP5225	QC3115	QC3215	NA10
半精加工 Half-finish	CNMG120404	12.9	12.7	4.76	5.16	0.4							▲		
	CNMG120408	12.9	12.7	4.76	5.16	0.8							▲		
	CNMG120412	12.9	12.7	4.76	5.16	1.2							●		
	CNMG160608	16.1	15.875	6.35	6.35	0.8							●		
	CNMG160612	16.1	15.875	6.35	6.35	1.2							○		
铸铁粗加工 Rough	CNMA120404	12.9	12.7	4.76	5.16	0.4							○		
	CNMA120408	12.9	12.7	4.76	5.16	0.8							▲		
	CNMA120412	12.9	12.7	4.76	5.16	1.2							▲		
	CNMA120416	12.9	12.7	4.76	5.16	1.6							○		
	CNMA160612	16.1	15.875	6.35	6.35	1.2							○		
	CNMA190612	19.3	19.05	6.35	7.94	1.2							○		

注：Notice:
● 连续加工首选 Continuous
○ 连续加工备选 Continuous
◐ 轻断续加工首选 Medium
◔ 轻断续加工备选 Medium
✣ 断续加工首选 Interrupted
⁜ 断续加工备选 Interrupted
▲ 主推牌号 Excellent (Instock)
● 可选牌号 Good (Instock)
○ 按订单生产 On Request

DNMG

Insert Grades - Turning
车削刀片牌号一览表

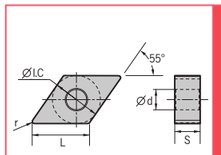

工件材料 Work Piece										
P钢	●	◔	◔	✣	◔				
M不锈钢					◷	◔			
K铸铁					◔		◔	◔	
N有色金属									◔
S耐热合金									
H高硬度材料									

刀片外形 Shape	型号 Specification	尺寸 Size L	ΦI.C	S	Φd	r	刀片牌号 Insert Grade QC1115	QC1125	QC1225	QC1135	QP5125	QP5225	QC3115	QC3215	NA10
FG精加工 Finish	**DNMG150404-FG**	15.5	12.7	4.76	4.76	0.4	●	●							
MG半精加工 Half-finish	**DNMG150404-MG**	15.5	12.7	4.76	4.76	0.4	○	▲	●						
	DNMG150408-MG	15.5	12.7	4.76	4.76	0.8	○	▲	●						
	DNMG150412-MG	15.5	12.7	4.76	4.76	1.2		●	●	○					
	DNMG150604-MG	15.5	12.7	6.35	6.35	0.4		●							
	DNMG150608-MG	15.5	12.7	6.35	6.35	0.8	○	●	●						
	DNMG150612-MG	15.5	12.7	6.35	6.35	1.2	○	○	●						
MI半精加工 Half-finish	**DNMG150404-MI**	15.5	12.7	4.76	4.76	0.4						▲			
	DNMG150408-MI	15.5	12.7	4.76	4.76	0.8						▲			
	DNMG150604-MI	15.5	12.7	6.35	6.35	0.4						●			
	DNMG150608-MI	15.5	12.7	6.35	6.35	0.8						●			
半精加工 Half-finish	**DNMG150404**	15.5	12.7	4.76	4.76	0.4							▲		
	DNMG150408	15.5	12.7	4.76	4.76	0.8							▲		
	DNMG150412	15.5	12.7	4.76	4.76	1.2							○		
	DNMG150604	15.5	12.7	6.35	6.35	0.4							●		
	DNMG150608	15.5	12.7	6.35	6.35	0.8							●		

注：Notice:
● 连续加工首选 Continuous　○ 连续加工备选 Continuous　◔ 轻断续加工首选 Medium　◷ 轻断续加工备选 Medium　✣ 断续加工首选 Interrupted　⁜ 断续加工备选 Interrupted
▲ 主推牌号 Excellent (Instock)　● 可选牌号 Good (Instock)　○ 按订单生产 On Request

SNMG/SNMA

Insert Grades - Turning
车削刀片牌号一览表

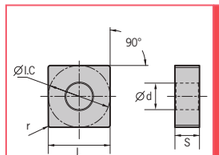

工件材料 Work Piece										
P钢	●	◔	◔	✣	◔				
M不锈钢					◷	◔			
K铸铁					◔		◔	◔	
N有色金属									◔
S耐热合金									
H高硬度材料									

刀片外形 Shape	型号 Specification	尺寸 Size L	ΦI.C	S	Φd	r	刀片牌号 Insert Grade QC1115	QC1125	QC1225	QC1135	QP5125	QP5225	QC3115	QC3215	NA10
FG精加工 Finish	**SNMG120404-FG**	12.7	12.7	4.76	5.16	0.4	○	●							
MG半精加工 Half-finish	**SNMG120404-MG**	12.7	12.7	4.76	5.16	0.4	○	●	●	●					
	SNMG120408-MG	12.7	12.7	4.76	5.16	0.8	○	●	●	●					
	SNMG120412-MG	12.7	12.7	4.76	5.16	1.2	○	●	●	○					
	SNMG150608-MG	15.875	15.875	6.35	6.35	0.8		●	●	○	●				
	SNMG190612-MG	19.05	19.05	6.35	7.94	1.2		○							
	SNMG190616-MG	19.05	19.05	6.35	7.94	1.6		○		○	○				
MB半精加工 Half-finish	**SNMG120404-MB**	12.7	12.7	4.76	5.16	0.4						●			
	SNMG120408-MB	12.7	12.7	4.76	5.16	0.8						●			
	SNMG120412-MB	12.7	12.7	4.76	5.16	1.2						●			
RG粗加工 Rough	**SNMG120408-RG**	12.7	12.7	4.76	5.16	0.8		●	●	●					
	SNMG120412-RG	12.7	12.7	4.76	5.16	1.2		●	●	●					
	SNMG150612-RG	15.875	15.875	6.35	6.35	1.2		●	●	●					
	SNMG190616-RG	19.05	19.05	6.35	7.94	1.6		●	●		○				
半精加工 Half-finish	**SNMG120404**	12.7	12.7	4.76	5.16	0.4							●		
	SNMG120408	12.7	12.7	4.76	5.16	0.8							●		
	SNMG120412	12.7	12.7	4.76	5.16	1.2							○		
铸铁粗加工 Rough	**SNMA120408**	12.7	12.7	4.76	5.16	0.8							●		
	SNMA120412	12.7	12.7	4.76	5.16	1.2							●	●	

注：Notice:
● 连续加工首选 Continuous　○ 连续加工备选 Continuous　◔ 轻断续加工首选 Medium　◷ 轻断续加工备选 Medium　✣ 断续加工首选 Interrupted　⁜ 断续加工备选 Interrupted
▲ 主推牌号 Excellent (Instock)　● 可选牌号 Good (Instock)　○ 按订单生产 On Request

TNMG

Insert Grades - Turning
车削刀片牌号一览表

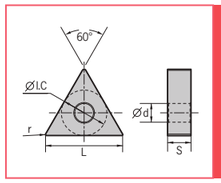

工件材料 Work Piece										
P钢	●	◐	◐	✣	◐				
M不锈钢					◔	◐			
K铸铁					◐		◐	◐	
N有色金属									◐
S耐热合金									
H高硬度材料									

刀片外形 Shape	型号 Specification	尺寸 Size L	ΦI.C	S	Φd	r	刀片牌号 Insert Grade QC1115	QC1125	QC1225	QC1135	QP5125	QP5225	QC3115	QC3215	NA10
FG精加工 Finish	TNMG160404-FG	16.5	9.525	4.76	3.81	0.4	○	●	●						
	TNMG160408-FG	16.5	9.525	4.76	3.81	0.8	○	●	●						
SG半精加工 Half-finish	TNMG160404-SG	16.5	9.525	4.76	3.81	0.4	○	●							
	TNMG160408-SG	16.5	9.525	4.76	3.81	0.8	●	●							
MG半精加工 Half-finish	TNMG160404-MG	16.5	9.525	4.76	3.81	0.4	●	▲	▲	●	●				
	TNMG160408-MG	16.5	9.525	4.76	3.81	0.8	●	▲	▲	●	●				
	TNMG160412-MG	16.5	9.525	4.76	3.81	1.2	●	●	●						
	TNMG220404-MG	22	12.7	4.76	5.16	0.4	●	●	●						
	TNMG220408-MG	22	12.7	4.76	5.16	0.8	●	●	●	●					
	TNMG220412-MG	22	12.7	4.76	5.16	1.2		●	●	○					
MB半精加工 Half-finish	TNMG160404-MB	16.5	9.525	4.76	3.81	0.4						▲			
	TNMG160408-MB	16.5	9.525	4.76	3.81	0.8						▲			
MI半精加工 Half-finish	TNMG160404-MI	16.5	9.525	4.76	3.81	0.4					●	▲			
	TNMG160408-MI	16.5	9.525	4.76	3.81	0.8					●	▲			
RG粗加工 Rough	TNMG160408-RG	16.5	9.525	4.76	3.81	0.8		●	●	●					
	TNMG160412-RG	16.5	9.525	4.76	3.81	1.2	●	●	●	●					
	TNMG220412-RG	22	12.7	4.76	5.16	1.2	○	●	●	●					
	TNMG220416-RG	22	12.7	4.76	5.16	1.6		○	●	●					

注：Notice:
● 连续加工首选 Continuous
○ 连续加工备选 Continuous
◐ 轻断续加工首选 Medium
◔ 轻断续加工备选 Medium
✣ 断续加工首选 Interrupted
⁜ 断续加工备选 Interrupted
▲ 主推牌号 Excellent (Instock)
● 可选牌号 Good (Instock)
○ 按订单生产 On Request

TNMG/TNMA

Insert Grades - Turning
车削刀片牌号一览表

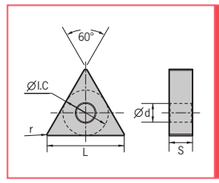

工件材料 Work Piece										
P钢	●	◐	◐	✣	◐				
M不锈钢					◔	◐			
K铸铁					◐		◐	◐	
N有色金属									◐
S耐热合金									
H高硬度材料									

刀片外形 Shape	型号 Specification	尺寸 Size L	ΦI.C	S	Φd	r	刀片牌号 Insert Grade QC1115	QC1125	QC1225	QC1135	QP5125	QP5225	QC3115	QC3215	NA10
半精加工 Half-finish	TNMG160404	16.5	9.525	4.76	3.81	0.4							▲		
	TNMG160408	16.5	9.525	4.76	3.81	0.8							▲		
	TNMG160412	16.5	9.525	4.76	3.81	1.2							●		
	TNMG220408	22	12.7	4.76	5.16	0.8							●	●	
	TNMG220412	22	12.7	4.76	5.16	1.2							●		
铸铁粗加工 Rough	TNMA160404	16.5	9.525	4.76	3.81	0.4							●	●	
	TNMA160408	16.5	9.525	4.76	3.81	0.8							●	●	
	TNMA160412	16.5	9.525	4.76	3.81	1.2							●	●	
	TNMA160416	16.5	9.525	4.76	3.81	1.6							●	○	
	TNMA220408	22	12.7	4.76	5.16	0.8							●	●	
	TNMA220412	22	12.7	4.76	5.16	1.2							●	●	
	TNMA220416	22	12.7	4.76	5.16	1.6							●	○	

注：Notice:
● 连续加工首选 Continuous
○ 连续加工备选 Continuous
◐ 轻断续加工首选 Medium
◔ 轻断续加工备选 Medium
✣ 断续加工首选 Interrupted
⁜ 断续加工备选 Interrupted
▲ 主推牌号 Excellent (Instock)
● 可选牌号 Good (Instock)
○ 按订单生产 On Request

WNMG

Insert Grades - Turning
车削刀片牌号一览表

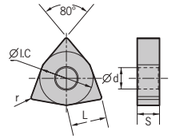

工件材料 Work Piece										
P钢	●	◕	◕	✜	◕				
M不锈钢					◔	◕			
K铸铁					◕		◕	◕	
N有色金属									
S耐热合金									
H高硬度材料									

刀片外形 Shape	型号 Specification	尺寸 Size L	ΦI.C	S	Φd	r	刀片牌号 Insert Grade QC1115	QC1125	QC1225	QC1135	QP5125	QP5225	QC3115	QC3215	NA10
FG精加工 Finish	**WNMG080404-FG**	8.7	12.7	4.76	5.16	0.4	●	●	●	●	●				
	WNMG080408-FG	8.7	12.7	4.76	5.16	0.8	●	●			●				
SG半精加工 Half-finish	**WNMG080404-SG**	8.7	12.7	4.76	5.16	0.4	●	●							
	WNMG080408-SG	8.7	12.7	4.76	5.16	0.8	●	●	●		●				
MG半精加工 Half-finish	**WNMG080404-MG**	8.7	12.7	4.76	5.16	0.4		▲	▲	●	●				
	WNMG080408-MG	8.7	12.7	4.76	5.16	0.8	●	●	▲	●	●				
	WNMG080412-MG	8.7	12.7	4.76	5.16	1.2	●	●	●	●	●				
TM半精加工 Half-finish	**WNMG080404-TM**	8.7	12.7	4.76	5.16	0.4		●	○						
	WNMG080408-TM	8.7	12.7	4.76	5.16	0.8		●	●						
MB半精加工 Half-finish	**WNMG080404-MB**	8.7	12.7	4.76	5.16	0.4						▲			
	WNMG080408-MB	8.7	12.7	4.76	5.16	0.8						▲			
	WNMG080412-MB	8.7	12.7	4.76	5.16	1.2						●			
MI半精加工 Half-finish	**WNMG080404-MI**	8.7	12.7	4.76	5.16	0.4						▲			
	WNMG080408-MI	8.7	12.7	4.76	5.16	0.8						▲			
RG粗加工 Rough	**WNMG080408-RG**	8.7	12.7	4.76	5.16	0.8	○	●	○	○					
	WNMG080412-RG	8.7	12.7	4.76	5.16	1.2	○	●	●	●					

注：Notice:
● 连续加工首选 Continuous
○ 连续加工备选 Continuous
◕ 轻断续加工首选 Medium
◔ 轻断续加工备选 Medium
✜ 断续加工首选 Interrupted
⁜ 断续加工备选 Interrupted
▲ 主推牌号 Excellent (Instock)
● 可选牌号 Good (Instock)
○ 按订单生产 On Request

WNMG/WNMA

Insert Grades - Turning
车削刀片牌号一览表

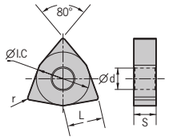

工件材料 Work Piece										
P钢	●	◕	◕	✜	◕				
M不锈钢					◔	◕			
K铸铁					◕		◕	◕	
N有色金属									
S耐热合金									
H高硬度材料									

刀片外形 Shape	型号 Specification	尺寸 Size L	ΦI.C	S	Φd	r	刀片牌号 Insert Grade QC1115	QC1125	QC1225	QC1135	QP5125	QP5225	QC3115	QC3215	NA10
半精加工 Half-finish	**WNMG080404**	8.7	12.7	4.76	5.16	0.4							●	○	
	WNMG080408	8.7	12.7	4.76	5.16	0.8							●	●	
	WNMG080412	8.7	12.7	4.76	5.16	1.2							●	●	
铸铁粗加工 Rough	**WNMA080404**	8.7	12.7	4.76	5.16	0.4							●	●	
	WNMA080408	8.7	12.7	4.76	5.16	0.8							●	●	
	WNMA080412	8.7	12.7	4.76	5.16	1.2							●	●	

注：Notice:
● 连续加工首选 Continuous
○ 连续加工备选 Continuous
◕ 轻断续加工首选 Medium
◔ 轻断续加工备选 Medium
✜ 断续加工首选 Interrupted
⁜ 断续加工备选 Interrupted
▲ 主推牌号 Excellent (Instock)
● 可选牌号 Good (Instock)
○ 按订单生产 On Request

VNMG

Insert Grades - Turning
车削刀片牌号一览表

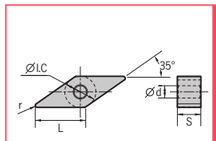

工件材料 Work Piece										
P钢	●	◕	◕	✜	◕					
M不锈钢					◔	◕				
K铸铁					◕		◕	◕		
N有色金属										◕
S耐热合金										
H高硬度材料										

刀片外形 Shape	型号 Specification	尺寸 Size L	ΦI.C	S	Φd	r	刀片牌号 Insert Grade QC1115	QC1125	QC1225	QC1135	QP5125	QP5225	QC3115	QC3215	NA10
FG精加工 Finish	VNMG160404-FG	16.6	9.525	4.76	3.81	0.4	○	●	●						
	VNMG160408-FG	16.6	9.525	4.76	3.81	0.8		●			●				
MG半精加工 Half-finish	VNMG160404-MG	16.6	9.525	4.76	3.81	0.4	●	▲	●		●				
	VNMG160408-MG	16.6	9.525	4.76	3.81	0.8	●	▲	●	●	●				
	VNMG160412-MG	16.6	9.525	4.76	3.81	1.2	●	●	●	●					
半精加工 Half-finish	VNMG160404	16.6	9.525	4.76	3.81	0.4						●	●	●	
	VNMG160408	16.6	9.525	4.76	3.81	0.8						●	●	●	
	VNMG160412	16.6	9.525	4.76	3.81	1.2							●	●	

注：Notice:
● 连续加工首选 Continuous
○ 连续加工备选 Continuous
◕ 轻断续加工首选 Medium
◔ 轻断续加工备选 Medium
✜ 断续加工首选 Interrupted
⋕ 断续加工备选 Interrupted
▲ 主推牌号 Excellent (Instock)
● 可选牌号 Good (Instock)
○ 按订单生产 On Request

CCMT/CCGX

Insert Grades - Turning
车削刀片牌号一览表

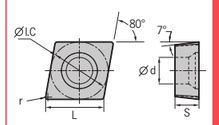

工件材料 Work Piece										
P钢	●	◕	◕	✜	◕					
M不锈钢					◔	◕				
K铸铁					◕		◕	◕		
N有色金属										◕
S耐热合金										
H高硬度材料										

刀片外形 Shape	型号 Specification	尺寸 Size L	ΦI.C	S	Φd	r	刀片牌号 Insert Grade QC1115	QC1125	QC1225	QC1135	QP5125	QP5225	QC3115	QC3215	NA10
HF精加工 Finish	CCMT060202-HF	6.4	6.35	2.38	2.8	0.2		●			●	●			
	CCMT060204-HF	6.4	6.35	2.38	2.8	0.4		●	●		●	●	●	●	
	CCMT09T302-HF	9.7	9.525	3.97	4.4	0.2		●				●			
	CCMT09T304-HF	9.7	9.525	3.97	4.4	0.4	●	●	●		●	●	●	●	
	CCMT120404-HF	12.9	12.7	4.76	5.56	0.4						●			
HM半精加工 Half-finish	CCMT060204-HM	6.4	6.35	2.38	2.8	0.4	●	▲	▲		●	▲	▲	●	
	CCMT060208-HM	6.4	6.35	2.38	2.8	0.8		○	○			○	○	○	
	CCMT09T304-HM	9.7	9.525	3.97	4.4	0.4	●	▲	▲		●	▲	▲	●	
	CCMT09T308-HM	9.7	9.525	3.97	4.4	0.8	●	▲	▲		●	▲	▲	●	
	CCMT120404-HM	12.9	12.7	4.76	5.56	0.4	●	▲	▲		●	▲	▲	●	
	CCMT120408-HM	12.9	12.7	4.76	5.56	0.8	●	▲	▲		●	▲	▲	●	
HR粗加工 Rough	CCMT060204-HR	6.4	6.35	2.38	2.8	0.4							●		
	CCMT09T308-HR	9.7	9.525	3.97	4.4	0.8							●	●	
	CCMT120408-HR	12.9	12.7	4.76	5.56	0.8	○	●			●		●		
AL铝用 For aluminum	CCGX060202-AL	6.4	6.35	2.38	2.8	0.2									●
	CCGX060204-AL	6.4	6.35	2.38	2.8	0.4									▲
	CCGX09T302-AL	9.7	9.525	3.97	4.4	0.2									●
	CCGX09T304-AL	9.7	9.525	3.97	4.4	0.4									▲
	CCGX09T308-AL	9.7	9.525	3.97	4.4	0.8									▲
	CCGX120404-AL	12.9	12.7	4.76	5.56	0.4									○
	CCGX120408-AL	12.9	12.7	4.76	5.56	0.8									●
AH铝用 For aluminum	CCGX060204-AH	6.4	6.35	2.38	2.8	0.4									○
	CCGX09T304-AH	9.7	9.525	3.97	4.4	0.4									●
	CCGX09T308-AH	9.7	9.525	3.97	4.4	0.8									○
	CCGX120404-AH	12.9	12.7	4.76	5.56	0.4									●
	CCGX120408-AH	12.9	12.7	4.76	5.56	0.8									▲

注：Notice:
● 连续加工首选 Continuous
○ 连续加工备选 Continuous
◕ 轻断续加工首选 Medium
◔ 轻断续加工备选 Medium
✜ 断续加工首选 Interrupted
⋕ 断续加工备选 Interrupted
▲ 主推牌号 Excellent (Instock)
● 可选牌号 Good (Instock)
○ 按订单生产 On Request

DCMT/DCGX

Insert Grades - Turning
车削刀片牌号一览表

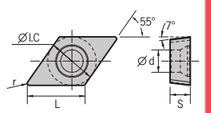

工件材料 Work Piece	
P钢	●
M不锈钢	◔
K铸铁	◕
N有色金属	◕
S耐热合金	✣
H高硬度材料	

刀片外形 Shape	型号 Specification	尺寸 Size L	ΦI.C	S	Φd	r	刀片牌号 Insert Grade QC1115	QC1125	QC1225	QC1135	QP5125	QP5225	QC3115	QC3215	NA10
HF精加工 Finish	DCMT070202-HF	7.8	6.35	2.38	2.8	0.2	●	●			●			●	
	DCMT070204-HF	7.8	6.35	2.38	2.8	0.4	●	●	●		●	●	●	●	
	DCMT11T304-HF	11.6	9.525	3.97	4.4	0.4	●	▲	●		●	●	●	●	
HM半精加工 Half-finish	DCMT070204-HM	7.8	6.35	2.38	2.8	0.4	●	●	●		●	●		●	
	DCMT070208-HM	7.8	6.35	2.38	2.8	0.8		●	●		●	●	●		
	DCMT11T304-HM	11.6	9.525	3.97	4.4	0.4	●	▲	●		▲	▲	●	●	
	DCMT11T308-HM	11.6	9.525	3.97	4.4	0.8	●	●	●		●	●	●	●	
AL铝用 For aluminum	DCGX070202-AL	7.8	6.35	2.38	2.8	0.2									●
	DCGX070204-AL	7.8	6.35	2.38	2.8	0.4									●
	DCGX11T302-AL	11.6	9.525	3.97	4.4	0.2									●
	DCGX11T304-AL	11.6	9.525	3.97	4.4	0.4									▲
	DCGX11T308-AL	11.6	9.525	3.97	4.4	0.8									●

注：Notice:
● 连续加工首选 Continuous
○ 连续加工备选 Continuous
◕ 轻断续加工首选 Medium
◔ 轻断续加工备选 Medium
✣ 断续加工首选 Interrupted
⁜ 断续加工备选 Interrupted
▲ 主推牌号 Excellent (Instock)
● 可选牌号 Good (Instock)
○ 按订单生产 On Request

SCMT/SCGX

Insert Grades - Turning
车削刀片牌号一览表

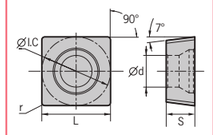

工件材料 Work Piece	
P钢	●
M不锈钢	◔
K铸铁	◕
N有色金属	◕
S耐热合金	✣
H高硬度材料	

刀片外形 Shape	型号 Specification	尺寸 Size L	ΦI.C	S	Φd	r	刀片牌号 Insert Grade QC1115	QC1125	QC1225	QC1135	QP5125	QP5225	QC3115	QC3215	NA10
HF精加工 Finish	SCMT09T304-HF	9.525	9.525	3.97	4.4	0.4		●			●			●	
HM半精加工 Half-finish	SCMT09T304-HM	9.525	9.525	3.97	4.4	0.4		●			●	●	●	○	
	SCMT09T308-HM	9.525	9.525	3.97	4.4	0.8	●	●	●		●	●	●	●	
	SCMT120404-HM	12.7	12.7	4.76	5.56	0.4		▲	●			●	○	●	
	SCMT120408-HM	12.7	12.7	4.76	5.56	0.8	○	▲				●	●		
AH铝用 For aluminum	SCGX09T302-AH	9.525	9.525	3.97	4.4	0.2									○
	SCGX09T304-AH	9.525	9.525	3.97	4.4	0.4									●
	SCGX120404-AH	12.7	12.7	4.76	5.56	0.4									▲
	SCGX120408-AH	12.7	12.7	4.76	5.56	0.8									●

注：Notice:
● 连续加工首选 Continuous
○ 连续加工备选 Continuous
◕ 轻断续加工首选 Medium
◔ 轻断续加工备选 Medium
✣ 断续加工首选 Interrupted
⁜ 断续加工备选 Interrupted
▲ 主推牌号 Excellent (Instock)
● 可选牌号 Good (Instock)
○ 按订单生产 On Request

TCMT/TCGX

Insert Grades - Turning
车削刀片牌号一览表

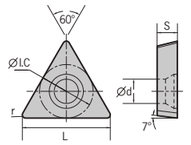

工件材料 Work Piece	QC1115	QC1125	QC1225	QC1135	QP5125	QP5225	QC3115	QC3215	NA10
P钢	●	◐	◐	❖	◐				
M不钢钢					◔	◐			
K铸铁					◐		◐	◐	
N有色金属									◐
S耐热合金									
H高硬度材料									

刀片外形 Shape	型号 Specification	L	ΦI.C	S	Φd	r	QC1115	QC1125	QC1225	QC1135	QP5125	QP5225	QC3115	QC3215	NA10
HF精加工 Finish	**TCMT110204-HF**	11	6.35	2.38	2.8	0.4	●	▲			●	▲	▲	●	
	TCMT16T304-HF	16.5	9.525	3.97	4.4	0.4	●	▲				●		●	
HM半精加工 Half-finish	**TCMT110204-HM**	11	6.35	2.38	2.8	0.4		▲	●		●	▲	▲	●	
	TCMT110208-HM	11	6.35	2.38	2.8	0.8		●	●		●	●	●	●	
	TCMT16T304-HM	16.5	9.525	3.97	4.4	0.4	●	▲	●		○	▲	▲	●	
	TCMT16T308-HM	16.5	9.525	3.97	4.4	0.8	●	▲	●		●	▲	▲	●	
AL铝用 For aluminum	**TCGX110204-AL**	11	6.35	2.38	2.8	0.4									▲
	TCGX110208-AL	11	6.35	2.38	2.8	0.8									○
	TCGX16T304-AL	16.5	9.525	3.97	4.4	0.4									●
	TCGX16T308-AL	16.5	9.525	3.97	4.4	0.8									●

注：Notice:
● 连续加工首选 Continuous
○ 连续加工备选 Continuous
◐ 轻断续加工首选 Medium
◔ 轻断续加工备选 Medium
❖ 断续加工首选 Interrupted
⋕ 断续加工备选 Interrupted
▲ 主推牌号 Excellent (Instock)
● 可选牌号 Good (Instock)
○ 按订单生产 On Request

VBMT/VCGX

Insert Grades - Turning
车削刀片牌号一览表

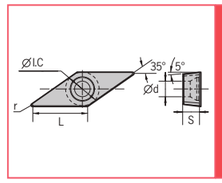

工件材料 Work Piece	QC1115	QC1125	QC1225	QC1135	QP5125	QP5225	QC3115	QC3215	NA10
P钢	●	◐	◐	❖	◐				
M不钢钢					◔	◐			
K铸铁					◐		◐	◐	
N有色金属									◐
S耐热合金					◔				
H高硬度材料									

刀片外形 Shape	型号 Specification	L	ΦI.C	S	Φd	r	QC1115	QC1125	QC1225	QC1135	QP5125	QP5225	QC3115	QC3215	NA10
半精加工 Half-finish	**VBMT160404**	16.5	9.525	4.76	4.4	0.4	●	▲	●		●	▲	▲	●	
	VBMT160408	16.5	9.525	4.76	4.4	0.8	●	●	●		●	●	●	●	
MI半精加工 Half-finish	**VBMT160404-MI**	16.5	9.525	4.76	4.4	0.4					●	▲			

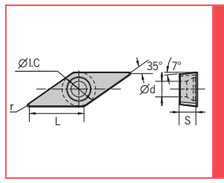

工件材料 Work Piece	QC1115	QC1125	QC1225	QC1135	QP5125	QP5225	QC3115	QC3215	NA10
P钢	●	◐	◐	❖	◐				
M不钢钢					◔	◐			
K铸铁					◐		◐	◐	
N有色金属									◐
S耐热合金									
H高硬度材料									

刀片外形 Shape	型号 Specification	L	ΦI.C	S	Φd	r	QC1115	QC1125	QC1225	QC1135	QP5125	QP5225	QC3115	QC3215	NA10
AL铝用 For aluminum	**VCGX160402-AL**	16.5	9.525	4.76	0.4	0.2									●
	VCGX160404-AL	16.5	9.525	4.76	0.4	0.4									●
	VCGX160408-AL	16.5	9.525	4.76	0.4	0.8									●

注：Notice:
● 连续加工首选 Continuous
○ 连续加工备选 Continuous
◐ 轻断续加工首选 Medium
◔ 轻断续加工备选 Medium
❖ 断续加工首选 Interrupted
⋕ 断续加工备选 Interrupted
▲ 主推牌号 Excellent (Instock)
● 可选牌号 Good (Instock)
○ 按订单生产 On Request

MGMN/ZT*D

Insert Grades - Grooving
槽刀片牌号一览表

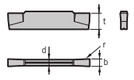

工件材料 Work Piece	GP5125	DP5125	DP5220	NA20
P钢	●	●	●	
M不锈钢	◔	◔	●	
K铸铁	●	●	●	
N有色金属				●
S耐热合金		◔		
H高硬度材料				

刀片外形 Shape	型号 Specification	尺寸 Size b	r	l	d	t	刀片牌号 Insert Grade GP5125	DP5125	DP5220	NA20
	MGMN150-G	1.5	0.15	16	1.2	3.5	●			●
	MGMN200-G	2	0.2	16	1.6	3.5	●			●
	MGMN250-G	2.5	0.2	18.5	2	3.85	●			●

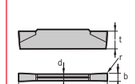

工件材料 Work Piece	GP5125	DP5125	DP5220	NA20
P钢	●	●	●	
M不锈钢	◔	◔	●	
K铸铁	●	●	●	
N有色金属				●
S耐热合金		◔		
H高硬度材料				

刀片外形 Shape	型号 Specification	尺寸 Size b	r	l	d	t	刀片牌号 Insert Grade GP5125	DP5125	DP5220	NA20
	MGMN200-M	2	0.2	16	1.2	3.5				●
	MGMN300-M	3	0.4	21	2.35	4.8	●			●
	MGMN400-M	4	0.4	21	3.3	4.8	●			●
	MGMN500-M	5	0.8	26	4.1	5.8	○			○
	MGMN600-M	6	0.8	26	5	5.8	○			

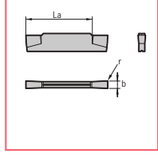

工件材料 Work Piece	GP5125	DP5125	DP5220	NA20
P钢	●	●	●	
M不锈钢	◔	◔	●	
K铸铁	●	●	●	
N有色金属				●
S耐热合金		◔		
H高硬度材料				

刀片外形 Shape	型号 Specification	尺寸 Size b	r	最大切深 La max	刀片牌号 Insert Grade GP5125	DP5125	DP5220	NA20
	ZTED02503-MG	2.5	0.3	17		●		
	ZTFD0303-MG	3	0.3	17		●		
	ZTGD0404-MG	4	0.4	22		●	●	
	ZTHD0504-MG	5	0.4	22		○	○	
	ZTKD0608-MG	6	0.8	22		○	○	

注：Notice:
● 连续加工首选 Continuous
○ 连续加工备选 Continuous
◔ 轻断续加工首选 Medium
◔ 轻断续加工备选 Medium
❖ 断续加工首选 Interrupted
❖ 断续加工备选 Interrupted
▲ 主推牌号 Excellent (Instock)
● 可选牌号 Good (Instock)
○ 按订单生产 On Request

60°通用螺纹刀片

Insert Grades - 60° Threading Insert
60°通用型螺纹刀片

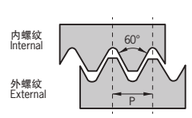

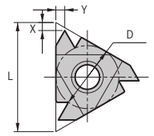

工件材料 Work Piece	QP1120	QP5120	QP7105	QA20
P钢	●	●	●	
M不锈钢		●	●	
K铸铁		●	◔	
N有色金属				●
S耐热合金			●	
H高硬度材料			●	

刀片外形 Shape	型号 Specification 右旋螺纹 Right Hand	左旋螺纹 Left Hand	内接圆直径D Dia	加工螺纹范围 TPI mm	TPI	刀片尺寸 Size L	X	Y	T	硬质合金 Solid Carbide QP1120	QP5120	QP7105	QA20
	11ERA60	11ELA60	1/4″	0.5-1.5	48-16	11	0.8	0.9	13.2	●	●	●	●
	16ERA60	16ELA60	3/8″	0.5-1.5	48-16	16	0.8	0.9	3.65	○	○	○	○
	16ERAG60	16ELAG60	3/8″	0.5-3.0	48-8	16	1.2	1.7	3.65	●	●	●	●
	16ERG60	16ELG60	3/8″	1.75-3.0	14-8	16	1.2	1.7	3.65	○	○	○	○
	22ERN60	22ELN60	1/2″	3.5-5.0	7-5	22	1.7	2.5	4.76	●	●	●	●
	27ERQ60	27ELQ60	5/8″	5.5-6.0	4.5-4	27	2.1	3.1	6.35	○	○	○	○

注 Notice：左手刀片均按订单生产。 Inserts for left hand only produced according to order.

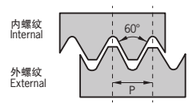

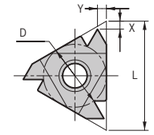

工件材料 Work Piece	QP1120	QP5120	QP7105	QA20
P钢	●	●	●	
M不锈钢		●	●	
K铸铁		●	◔	
N有色金属				●
S耐热合金			●	
H高硬度材料			●	

刀片外形 Shape	型号 Specification 右旋螺纹 Right Hand	左旋螺纹 Left Hand	内接圆直径D Dia	加工螺纹范围 TPI mm	TPI	刀片尺寸 Size L	X	Y	T	硬质合金 Solid Carbide QP1120	QP5120	QP7105	QA20
	06IRA60	06ILA60	5/32″	0.5-1.25	48-20	6	0.6	0.6	1.9	○	○	○	○
	08IRA60	08ILA60	3/16″	0.5-1.5	48-16	8	0.6	0.7	2.2	○	○	○	○
	11IRA60	11ILA60	1/4″	0.5-1.5	48-16	11	0.8	0.9	3.2	●	●	●	●
	16IRA60	16ILA60	3/8″	0.5-1.5	48-16	16	0.8	0.9	3.65	○	○	○	○
	16IRAG60	16ILAG60	3/8″	0.5-3.0	48-8	16	1.2	1.7	3.65	●	●	●	●
	16IRG60	16ILG60	3/8″	1.75-3.0	14-8	16	1.2	1.7	3.65	○	○	○	○
	22IRN60	22ILN60	1/2″	3.5-5.0	7-5	22	1.7	2.5	4.76	●	●	●	●
	27IRQ60	27ILQ60	5/8″	5.5-6.0	4.5-4	27	2.1	3.1	6.35	○	○	○	○

注 Notice：左手刀片均按订单生产。 Inserts for left hand only produced according to order.

注：Notice:
● 连续加工首选 Continuous
○ 连续加工备选 Continuous
◔ 轻断续加工首选 Medium
◔ 轻断续加工备选 Medium
❖ 断续加工首选 Interrupted
❖ 断续加工备选 Interrupted
▲ 主推牌号 Excellent (Instock)
● 可选牌号 Good (Instock)
○ 按订单生产 On Request

55°通用螺纹刀片

Insert Grades - 55° Threading Insert
55°通用型螺纹刀片

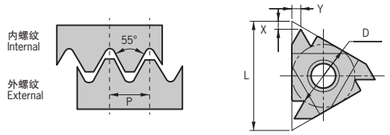

工件材料 Work Piece					
P钢	●	●	●		
M不锈钢		●	●		
K铸铁		●	◶		
N有色金属				●	
S耐热合金			●		
H高硬度材料			●		

刀片外形 Shape	型号 Specification 右旋螺纹 Right Hand	左旋螺纹 Left Hand	内接圆直径D Dia	加工螺纹范围 TPI mm	TPI	刀片尺寸 Size L	X	Y	T	硬质合金 Solid Carbide QP1120	QP5120	QP7105	QA20
	11ERA55	11ELA55	1/4″	0.5-1.5	48-16	11	0.8	0.9	3.2	○	○	○	○
	16ERA55	16ELA55	3/8″	0.5-1.5	48-16	16	0.8	0.9	3.65	○	○	○	○
	16ERAG55	16ELAG55	3/8″	0.5-3.0	48-8	16	1.2	1.7	3.65	○	○	○	○
	16ERG55	16ELG55	3/8″	1.75-3.0	14-8	16	1.2	1.7	3.65	○	○	○	○
	22ERN55	22ELN55	1/2″	3.5-5.0	7-5	22	1.7	2.5	4.76	○	○	○	○
	27ERQ55	27ELQ55	5/8″	5.5-6.0	4.5-4	27	2	2.9	6.35	○	○	○	○

注 Notice：左手刀片均按订单生产。 Inserts for left hand only produced according to order.

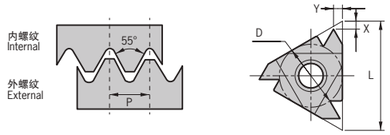

工件材料 Work Piece					
P钢	●	●	●		
M不锈钢		●	●		
K铸铁		●	◶		
N有色金属				●	
S耐热合金			●		
H高硬度材料			●		

刀片外形 Shape	型号 Specification 右旋螺纹 Right Hand	左旋螺纹 Left Hand	内接圆直径D Dia	加工螺纹范围 TPI mm	TPI	刀片尺寸 Size L	X	Y	T	硬质合金 Solid Carbide QP1120	QP5120	QP7105	QA20
	06IRA55	06ILA55	5/32″	0.5-1.25	48-20	6	0.6	0.6	1.9	○	○	○	○
	08IRA55	08ILA55	3/16″	0.5-1.5	48-16	8	0.6	0.7	2.2	○	○	○	○
	11IRA55	11ILA55	1/4″	0.5-1.5	48-16	11	0.8	0.9	3.2	○	○	○	○
	16IRA55	16ILA55	3/8″	0.5-1.5	48-16	16	0.8	0.9	3.65	○	○	○	○
	16IRAG55	16ILAG55	3/8″	0.5-3.0	48-8	16	1.2	1.7	3.65	○	○	○	○
	16IRG55	16ILG55	3/8″	1.75-3.0	14-8	16	1.2	1.7	3.65	○	○	○	○
	22IRN55	22ILN55	1/2″	3.5-5.0	7-5	22	1.7	2.5	4.76	○	○	○	○
	27IRQ55	27ILQ55	5/8″	5.5-6.0	4.5-4	27	1.8	2.7	6.35	○	○	○	○

注 Notice：左手刀片均按订单生产。 Inserts for left hand only produced according to order.

注：Notice: ● 连续加工首选 Continuous ○ 连续加工备选 Continuous ◔ 轻断续加工首选 Medium ◶ 轻断续加工备选 Medium ❖ 断续加工首选 Interrupted ⁜ 断续加工备选 Interrupted

▲ 主推牌号 Excellent (Instock) ● 可选牌号 Good (Instock) ○ 按订单生产 On Request

ISO通用螺纹刀片

Insert Grades - ISO Threading Insert
ISO标准型螺纹刀片

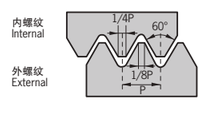

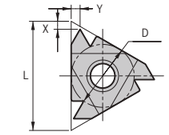

工件材料 Work Piece					
P钢	●	●	●		
M不锈钢		●	●		
K铸铁		●	◶		
N有色金属				●	
S耐热合金			●		
H高硬度材料			●		

刀片外形 Shape	型号 Specification 右旋螺纹 Right Hand	左旋螺纹 Left Hand	内接圆直径D Dia	加工螺纹范围 TPI mm	TPI	刀片尺寸 Size L	X	Y	T	硬质合金 Solid Carbide QP1120	QP5120	QP7105	QA20
	11ER0.50ISO	11EL0.50ISO	1/4″	0.5	-	11	0.6	0.6	3.2	●	●	●	●
	11ER0.75ISO	11EL0.75ISO	1/4″	0.75	-	11	0.6	0.6	3.2	●	●	●	●
	11ER1.00ISO	11EL1.00ISO	1/4″	1	-	11	0.7	0.7	3.2	●	●	●	●
	11ER1.25ISO	11EL1.25ISO	1/4″	1.25	-	11	0.8	0.9	3.2	●	●	●	●
	11ER1.50ISO	11EL1.50ISO	1/4″	1.5	-	11	0.8	1	3.2	●	●	●	●
	11ER1.75ISO	11EL1.75ISO	1/4″	1.75	-	11	0.8	1.1	3.2	●	●	●	●
	16ER0.50ISO	16EL0.50ISO	3/8″	0.5	-	16	0.6	0.6	3.65	●	●	●	●
	16ER0.75ISO	16EL0.75ISO	3/8″	0.75	-	16	0.6	0.6	3.65	●	●	●	●
	16ER1.00ISO	16EL1.00ISO	3/8″	1	-	16	0.7	0.7	3.65	●	●	●	●
	16ER1.25ISO	16EL1.25ISO	3/8″	1.25	-	16	0.8	0.9	3.65	●	●	●	●
	16ER1.50ISO	16EL1.50ISO	3/8″	1.5	-	16	0.8	1	3.65	●	●	●	●
	16ER1.75ISO	16EL1.75ISO	3/8″	1.75	-	16	0.9	1.2	3.65	●	●	●	●
	16ER2.00ISO	16EL2.00ISO	3/8″	2	-	16	1	1.3	3.65	●	●	●	●
	16ER2.50ISO	16EL2.50ISO	3/8″	2.5	-	16	1.1	1.5	3.65	●	●	●	●
	16ER3.00ISO	16EL3.00ISO	3/8″	3	-	16	1.2	1.6	3.65	●	●	●	●
	22ER3.50ISO	22EL3.50ISO	1/2″	3.5	-	22	1.6	2.3	4.76	●	●	●	●
	22ER4.00ISO	22EL4.00ISO	1/2″	4	-	22	1.6	2.3	4.76	●	●	●	●
	22ER4.50ISO	22EL4.50ISO	1/2″	4.5	-	22	1.7	2.4	4.76	●	●	●	●
	22ER5.00ISO	22EL5.00ISO	1/2″	5	-	22	1.7	2.5	4.76	●	●	●	●
	27ER5.50ISO	27EL5.50ISO	5/8″	5.5	-	27.5	1.9	2.7	6.35	○	○	○	○
	27ER6.00ISO	27EL6.00ISO	5/8″	6	-	27.5	2	2.9	6.35	○	○	○	○

注 Notice：左手刀片均按订单生产。 Inserts for left hand only produced according to order.

注：Notice: ● 连续加工首选 Continuous ○ 连续加工备选 Continuous ◔ 轻断续加工首选 Medium ◶ 轻断续加工备选 Medium ❖ 断续加工首选 Interrupted ⁜ 断续加工备选 Interrupted

▲ 主推牌号 Excellent (Instock) ● 可选牌号 Good (Instock) ○ 按订单生产 On Request

ISO通用螺纹刀片

Insert Grades - ISO Threading Insert
ISO标准型螺纹刀片

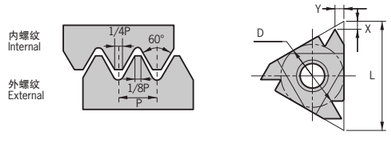

工件材料 Work Piece	QP1120	QP5120	QP7105	QA20
P钢	●	●	●	
M不锈钢		●	●	
K铸铁		●	◔	
N有色金属				●
S耐热合金			●	
H高硬度材料			●	

刀片外形 Shape	型号 Specification 右旋螺纹 Right Hand	型号 Specification 左旋螺纹 Left Hand	内接圆直径D Dia	加工螺纹范围 TPI mm	加工螺纹范围 TPI TPI	刀片尺寸 Size L	X	Y	T	硬质合金 Solid Carbide QP1120	QP5120	QP7105	QA20
	06IR0.50ISO	06IL0.50ISO	5/32″	0.5	-	6	0.9	0.5	1.9	○	○	○	○
	06IR0.75ISO	06IL0.75ISO	5/32″	0.75	-	6	0.8	0.5	1.9	○	○	○	○
	06IR1.00ISO	06IL1.00ISO	5/32″	1	-	6	0.7	0.6	1.9	○	○	○	○
	06IR1.25ISO	06IL1.25ISO	5/32″	1.25	-	6	0.6	0.6	1.9	○	○	○	○
	08IR0.50ISO	08IL0.50ISO	3/16″	0.5	-	8	0.6	0.5	2.2	○	○	○	○
	08IR0.75ISO	08IL0.75ISO	3/16″	0.75	-	8	0.6	0.5	2.2	○	○	○	○
	08IR1.00ISO	08IL1.00ISO	3/16″	1	-	8	0.6	0.6	2.2	○	○	○	○
	08IR1.25ISO	08IL1.25ISO	3/16″	1.25	-	8	0.6	0.7	2.2	○	○	○	○
	08IR1.50ISO	08IL1.50ISO	3/16″	1.5	-	8	0.6	0.7	2.2	○	○	○	○
	08IR1.75ISO	08IL1.75ISO	3/16″	1.75	-	8	0.6	0.8	2.2	○	○	○	○
	11IR0.50ISO	11IL0.50ISO	1/4″	0.5	-	11	0.6	0.6	3.2	●	●	●	●
	11IR0.75ISO	11IL0.75ISO	1/4″	0.75	-	11	0.6	0.6	3.2	●	●	●	●
	11IR1.00ISO	11IL1.00ISO	1/4″	1	-	11	0.6	0.7	3.2	●	●	●	●
	11IR1.25ISO	11IL1.25ISO	1/4″	1.25	-	11	0.8	0.9	3.2	●	●	●	●
	11IR1.50ISO	11IL1.50ISO	1/4″	1.5	-	11	0.8	1	3.2	●	●	●	●
	11IR1.75ISO	11IL1.75ISO	1/4″	1.75	-	11	0.9	1.1	3.2	●	●	●	●
	11IR2.00ISO	11IL2.00ISO	1/4″	2	-	11	1	1.3	3.2	●	●	●	●
	16IR0.50ISO	16IL0.50ISO	3/8″	0.5	-	16	0.6	0.6	3.65	●	●	●	●
	16IR0.75ISO	16IL0.75ISO	3/8″	0.75	-	16	0.6	0.6	3.65	●	●	●	●
	16IR1.00ISO	16IL1.00ISO	3/8″	1	-	16	0.6	0.7	3.65	●	●	●	●
	16IR1.25ISO	16IL1.25ISO	3/8″	1.25	-	16	0.8	0.9	3.65	●	●	●	●
	16IR1.50ISO	16IL1.50ISO	3/8″	1.5	-	16	0.8	1	3.65	●	●	●	●
	16IR1.75ISO	16IL1.75ISO	3/8″	1.75	-	16	0.9	1.2	3.65	●	●	●	●
	16IR2.00ISO	16IL2.00ISO	3/8″	2	-	16	1	1.3	3.65	●	●	●	●
	16IR2.50ISO	16IL2.50ISO	3/8″	2.5	-	16	1.1	1.5	3.65	●	●	●	●
	16IR3.00ISO	16IL3.00ISO	3/8″	3	-	16	1.1	1.5	3.65	●	●	●	●
	22IR3.50ISO	22IL3.50ISO	1/2″	3.5	-	22	1.6	2.3	4.76	●	●	●	●
	22IR4.00ISO	22IL4.00ISO	1/2″	4	-	22	1.6	2.3	4.76	●	●	●	●
	22IR4.50ISO	22IL4.50ISO	1/2″	4.5	-	22	1.7	2.4	4.76	●	●	●	●
	22IR5.00ISO	22IL5.00ISO	1/2″	5	-	22	1.7	2.5	4.76	●	●	●	●
	27IR5.50ISO	27IL5.50ISO	5/8″	5.5	-	27.5	1.9	2.7	6.35	○	○	○	○
	27IR6.00ISO	27IL6.00ISO	5/8″	6	-	27.5	2	2.9	6.35	○	○	○	○

注 Notice：左手刀片均按订单生产。 Inserts for left hand only produced according to order.

注：Notice: ● 连续加工首选 Continuous ○ 连续加工备选 Continuous ◔ 轻断续加工首选 Medium ◔ 轻断续加工备选 Medium ❖ 断续加工首选 Interrupted ❖ 断续加工备选 Interrupted

▲ 主推牌号 Excellent (Instock) ● 可选牌号 Good (Instock) ○ 按订单生产 On Request

UN通用螺纹刀片

Insert Grades - UN-60° America UN Threading Insert
UN-60°美制统一标准螺纹刀片

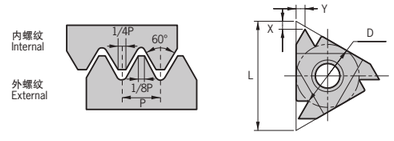

工件材料 Work Piece	QP1120	QP5120	QP7105	QA20
P钢	●	●	●	
M不锈钢		●	●	
K铸铁		●	◔	
N有色金属				●
S耐热合金			●	
H高硬度材料			●	

刀片外形 Shape	型号 Specification 右旋螺纹 Right Hand	型号 Specification 左旋螺纹 Left Hand	内接圆直径D Dia	加工螺纹范围 TPI mm	加工螺纹范围 TPI TPI	刀片尺寸 Size L	X	Y	T	硬质合金 Solid Carbide QP1120	QP5120	QP7105	QA20
	16ER28UN	16EL28UN	3/8″	28	-	16	0.6	0.7	3.65	●	●	●	○
	16ER24UN	16EL24UN	3/8″	24	-	16	0.7	0.8	3.65	●	●	●	○
	16ER20UN	16EL20UN	3/8″	20	-	16	0.8	0.9	3.65	●	●	●	○
	16ER18UN	16EL18UN	3/8″	18	-	16	0.8	1	3.65	●	●	●	○
	16ER16UN	16EL16UN	3/8″	16	-	16	0.9	1.1	3.65	●	●	●	○
	16ER14UN	16EL14UN	3/8″	14	-	16	1	1.2	3.65	●	●	●	○
	16ER13UN	16EL13UN	3/8″	13	-	16	1.1	1.3	3.65	○	○	○	○
	16ER12UN	16EL12UN	3/8″	12	-	16	1.1	1.4	3.65	●	●	●	○
	16ER11UN	16EL11UN	3/8″	11	-	16	1.1	1.5	3.65	●	●	●	○
	16ER10UN	16EL10UN	3/8″	10	-	16	1.1	1.5	3.65	●	●	●	○
	16ER9UN	16EL9UN	3/8″	9	-	16	1.2	1.7	3.65	●	●	●	○
	16ER8UN	16EL8UN	3/8″	8	-	16	1.2	2	3.65	●	●	●	○
	22ER7UN	22EL7UN	1/2″	7	-	22	1.6	2.3	4.76	○	○	○	○
	22ER6UN	22EL6UN	1/2″	6	-	22	1.6	2.3	4.76	○	○	○	○
	22ER5UN	22EL5UN	1/2″	5	-	22	1.7	2.5	4.76	○	○	○	○

注 Notice：左手刀片均按订单生产。 Inserts for left hand only produced according to order.

注：Notice: ● 连续加工首选 Continuous ○ 连续加工备选 Continuous ◔ 轻断续加工首选 Medium ◔ 轻断续加工备选 Medium ❖ 断续加工首选 Interrupted ❖ 断续加工备选 Interrupted

▲ 主推牌号 Excellent (Instock) ● 可选牌号 Good (Instock) ○ 按订单生产 On Request

UN通用螺纹刀片

Insert Grades - UN-60° America UN Threading Insert
UN-60°美制统一标准螺纹刀片

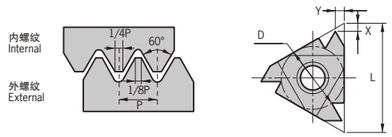

工件材料 Work Piece					
P钢	●	●	●		
M不锈钢		●	●		
K铸铁		●	◶		
N有色金属					●
S耐热合金			●		
H高硬度材料			●		

刀片外形 Shape	型号 Specification 右旋螺纹 Right Hand	左旋螺纹 Left Hand	内接圆直径D Dia	加工螺纹范围 TPI mm	TPI	刀片尺寸 Size L	X	Y	T	硬质合金 Solid Carbide QP1120	QP5120	QP7105	QA20
	06IR32UN	06IL32UN	5/32″	32	-	6	0.8	0.5	1.9	○	○	○	○
	06IR28UN	06IL28UN	5/32″	28	-	6	0.8	0.6	1.9	○	○	○	○
	06IR24UN	06IL24UN	5/32″	24	-	6	0.7	0.6	1.9	○	○	○	○
	06IR20UN	06IL20UN	5/32″	20	-	6	0.6	0.6	1.9	○	○	○	○
	06IR18UN	06IL18UN	5/32″	18	-	6	0.6	0.7	1.9	○	○	○	○
	08IR32UN	08IL32UN	3/16″	32	-	8	0.6	0.5	2.2	○	○	○	○
	08IR28UN	08IL28UN	3/16″	28	-	8	0.6	0.6	2.2	○	○	○	○
	08IR24UN	08IL24UN	3/16″	24	-	8	0.6	0.6	2.2	○	○	○	○
	08IR20UN	08IL20UN	3/16″	20	-	8	0.6	0.7	2.2	○	○	○	○
	08IR18UN	08IL18UN	3/16″	18	-	8	0.6	0.7	2.2	○	○	○	○
	08IR16UN	08IL16UN	3/16″	16	-	8	0.6	0.7	2.2	○	○	○	○
	08IR14UN	08IL14UN	3/16″	14	-	8	0.6	0.8	2.2	○	○	○	○
	11IR32UN	11IL32UN	1/4″	32	-	11	0.6	0.6	3.2	○	○	○	○
	11IR28UN	11IL28UN	1/4″	28	-	11	0.6	0.7	3.2	○	○	○	○
	11IR24UN	11IL24UN	1/4″	24	-	11	0.7	0.8	3.2	○	○	○	○
	11IR20UN	11IL20UN	1/4″	20	-	11	0.8	0.9	3.2	○	○	○	○
	11IR18UN	11IL18UN	1/4″	18	-	11	0.8	1	3.2	○	○	○	○
	11IR16UM	11IL16UM	1/4″	16	-	11	0.9	1.1	3.2	●	●	●	○
	16IR32UN	16IL32UN	3/8″	32	-	16	0.6	0.6	3.65	●	●	●	○
	16IR28UN	16IL28UN	3/8″	28	-	16	0.6	0.7	3.65	○	●	●	○
	16IR24UN	16IL24UN	3/8″	24	-	16	0.7	0.8	3.65	●	●	●	○
	16IR20UN	16IL20UN	3/8″	20	-	16	0.8	0.9	3.65	●	●	●	○
	16IR18UN	16IL18UN	3/8″	18	-	16	0.8	1	3.65	●	●	●	○
	16IR16UN	16IL16UN	3/8″	16	-	16	0.9	1.1	3.65	●	●	●	○
	16IR14UN	16IL14UN	3/8″	14	-	16	1	1.2	3.65	●	●	●	○
	16IR13UN	16IL13UN	3/8″	13	-	16	1.1	1.3	3.65	○	○	●	○
	16IR12UN	16IL12UN	3/8″	12	-	16	1.1	1.4	3.65	●	●	●	○
	16IR11UN	16IL11UN	3/8″	11	-	16	1.1	1.5	3.65	●	●	●	○
	16IR10UN	16IL10UN	3/8″	10	-	16	1.1	1.5	3.65	●	●	●	○
	16IR9UN	16IL9UN	3/8″	9	-	16	1.2	1.7	3.65	●	●	●	○
	16IR8UN	16IL8UN	1/2″	8	-	16	1.2	2	3.65	●	●	●	○
	22IR7UN	22IL7UN	1/2″	7	-	22	1.6	2.3	4.76	○	●	●	○
	22IR6UN	22IL6UN	1/2″	6	-	22	1.6	2.3	4.76	○	●	●	○
	22IR5UN	22IL5UN	1/2″	5	-	22	1.7	2.5	4.76	○	○	●	○

注 Notice：左手刀片均按订单生产。 Inserts for left hand only produced according to order.

注：Notice:
● 连续加工首选 Continuous
○ 连续加工备选 Continuous
◐ 轻断续加工首选 Medium
◶ 轻断续加工备选 Medium
❖ 断续加工首选 Interrupted
❋ 断续加工备选 Interrupted
▲ 主推牌号 Excellent (Instock)
● 可选牌号 Good (Instock)
○ 按订单生产 On Request

W-55°通用螺纹刀片

Insert Grades -W-55° Whitworth Theading Insert
W-55°英国惠氏螺纹刀片

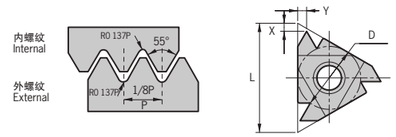

工件材料 Work Piece					
P钢	●	●	●		
M不锈钢		●	●		
K铸铁		●	◶		
N有色金属					●
S耐热合金			●		
H高硬度材料			●		

刀片外形 Shape	型号 Specification 右旋螺纹 Right Hand	左旋螺纹 Left Hand	内接圆直径D Dia	加工螺纹范围 TPI mm	TPI	刀片尺寸 Size L	X	Y	T	硬质合金 Solid Carbide QP1120	QP5120	QP7105	QA20
	11ER28W	11EL28W	1/4″	28		11	0.6	0.7	3.2	○	○	○	○
	11ER26W	11EL26W	1/4″	26	-	11	0.7	0.8	3.2	○	○	○	○
	11ER20W	11EL20W	1/4″	20	-	11	0.8	0.9	3.2	○	○	○	○
	11ER19W	11EL19W	1/4″	19	-	11	0.8	1	3.2	○	○	○	○
	11ER18W	11EL18W	1/4″	18	-	11	0.8	1	3.2	○	○	○	○
	11ER16W	11EL16W	1/4″	16	-	11	0.9	1.1	3.2	○	○	○	○
	11ER14W	11EL14W	1/4″	14	-	11	1	1.2	3.2	○	○	○	○
	16ER28W	16EL28W	3/8″	28	-	16	0.6	0.7	3.65	●	○	●	●
	16ER26W	16EL26W	3/8″	26	-	16	0.7	0.8	3.65	○	○	○	○
	16ER20W	16EL20W	3/8″	20	-	16	0.8	0.9	3.65	○	○	○	○
	16ER19W	16EL19W	3/8″	19	-	16	0.8	1	3.65	●	●	●	●
	16ER18W	16EL18W	3/8″	18	-	16	0.8	0.9	3.65	○	○	○	○
	16ER16W	16EL16W	3/8″	16	-	16	0.9	1.1	3.65	○	○	○	○
	16ER14W	16EL14W	3/8″	14	-	16	1	1.2	3.65	●	●	●	●
	16ER12W	16EL12W	3/8″	12	-	16	1.1	1.4	3.65	○	●	●	●
	16ER11W	16EL11W	3/8″	11	-	16	1.1	1.5	3.65	●	●	●	●
	16ER10W	16EL10W	3/8″	10	-	16	1.1	1.5	3.65	○	○	○	○
	16ER9W	16EL9W	3/8″	9	-	16	1.2	1.5	3.65	○	○	○	○
	16ER8W	16EL8W	3/8″	8	-	16	1.2	1.7	3.65	○	○	○	○
	22ER7W	22EL7W	1/2″	7	-	22	1.6	2.3	4.76	○	○	○	○
	22ER6W	22EL6W	1/2″	6	-	22	1.6	2.3	4.76	○	○	○	○
	22ER5W	22EL5W	1/2″	5	-	22	1.7	2.4	4.76	○	○	○	○
	27ER4.5W	27EL4.5W	5/8″	4.5	-	27	1.8	2.6	6.35	○	○	○	○
	27ER4W	27EL4W	5/8″	4	-	27	2	2.9	6.35	○	○	○	○

注 Notice：左手刀片均按订单生产。 Inserts for left hand only produced according to order.

注：Notice:
● 连续加工首选 Continuous
○ 连续加工备选 Continuous
◐ 轻断续加工首选 Medium
◶ 轻断续加工备选 Medium
❖ 断续加工首选 Interrupted
❋ 断续加工备选 Interrupted
▲ 主推牌号 Excellent (Instock)
● 可选牌号 Good (Instock)
○ 按订单生产 On Request

W-55°通用螺纹刀片

Insert Grades -W-55° Whitworth Theading Insert
W-55°英国惠氏螺纹刀片

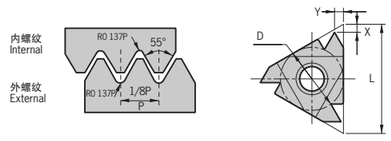

工件材料 Work Piece					
P钢	◐	◐	◐		
M不锈钢		◐	◐		
K铸铁		◐	◶		
N有色金属				◐	
S耐热合金			◐		
H高硬度材料			◐		

刀片外形 Shape	型号 Specification 右旋螺纹 Right Hand	左旋螺纹 Left Hand	内接圆直径D Dia	加工螺纹范围 TPI mm	TPI	刀片尺寸 Size L	X	Y	T	硬质合金 Solid Carbide QP1120	QP5120	QP7105	QA20
	06IR26W	06IL26W	5/32″	26	-	6	0.7	0.6	1.9	○	○	○	○
	06IR22W	06IL22W	5/32″	22	-	6	0.6	0.6	1.9	○	○	○	○
	06IR20W	06IL20W	5/32″	20	-	6	0.6	0.7	1.9	○	○	○	○
	06IR18W	06IL18W	5/32″	18	-	6	0.6	0.7	1.9	○	○	○	○
	08IR28W	08IL28W	3/16″	28	-	8	0.6	0.6	2.2	○	○	○	○
	08IR24W	08IL24W	3/16″	24	-	8	0.6	0.6	2.2	○	○	○	○
	08IR20W	08IL20W	3/16″	20	-	8	0.6	0.7	2.2	○	○	○	○
	08IR19W	08IL19W	3/16″	19	-	8	0.6	0.7	2.2	○	○	○	○
	08IR18W	08IL18W	3/16″	18	-	8	0.6	0.7	2.2	○	○	○	○
	08IR16W	08IL16W	3/16″	16	-	8	0.6	0.7	2.2	○	○	○	○
	11IR28W	11IL28W	1/4″	28	-	11	0.6	0.6	3.2	○	○	○	○
	11IR26W	11IL26W	1/4″	26	-	11	0.6	0.7	3.2	○	○	○	○
	11IR20W	11IL20W	1/4″	20	-	11	0.7	0.9	3.2	○	○	○	○
	11IR19W	11IL19W	1/4″	19	-	11	0.8	1	3.2	●	●	●	●
	11IR18W	11IL18W	1/4″	18	-	11	0.8	1	3.2	○	○	○	○
	11IR16W	11IL16W	1/4″	16	-	11	0.9	1.1	3.2	○	○	○	○
	11IR14W	11IL14W	1/4″	14	-	11	1	1.2	3.2	●	●	●	●
	16IR28W	16IL28W	3/8″	28	-	16	0.6	0.7	3.65	●	○	●	●
	16IR26W	16IL26W	3/8″	26	-	16	0.7	0.8	3.65	○	○	○	○
	16IR20W	16IL20W	3/8″	20	-	16	0.8	0.9	3.65	○	○	○	○
	16IR19W	16IL19W	3/8″	19	-	16	0.8	1	3.65	●	●	●	●
	16IR18W	16IL18W	3/8″	18	-	16	0.8	1	3.65	○	○	○	○
	16IR16W	16IL16W	3/8″	16	-	16	0.9	1.1	3.65	○	○	○	○
	16IR14W	16IL14W	3/8″	14	-	16	1	1.2	3.65	●	●	●	●
	16IR12W	16IL12W	3/8″	12	-	16	1.1	1.4	3.65	●	●	●	●
	16IR11W	16IL11W	3/8″	11	-	16	1.1	1.5	3.65	●	●	●	●
	16IR10W	16IL10W	3/8″	10	-	16	1.1	1.5	3.65	○	○	○	○
	16IR9W	16IL9W	3/8″	9	-	16	1.2	1.5	3.65	○	○	○	○
	16IR8W	16IL8W	3/8″	8	-	16	1.2	1.7	3.65	○	○	○	○
	22IR7W	22IL7W	1/2″	7	-	22	1.6	2.3	4.76	○	○	○	○
	22IR6W	22IL6W	1/2″	6	-	22	1.6	2.3	4.76	○	○	○	○
	22IR5W	22IL5W	1/2″	5	-	22	1.7	2.4	4.76	○	○	○	○
	27IR4.5W	27IL4.5W	5/8″	4.5	-	27	1.8	2.6	6.35	○	○	○	○
	27IR4W	27IL4W	5/8″	4	-	27	2	2.9	6.35	○	○	○	○



注 Notice：左手刀片均按订单生产。 Inserts for left hand only produced according to order.

注：Notice: ● 连续加工首选 Continuous ○ 连续加工备选 Continuous ◐ 轻断续加工首选 Medium ◶ 轻断续加工备选 Medium ❖ 断续加工首选 Interrupted ❋ 断续加工备选 Interrupted

▲ 主推牌号 Excellent (Instock) ● 可选牌号 Good (Instock) ○ 按订单生产 On Request

TR-30°通用螺纹刀片

Insert Grades -TR-30° Trapezoid Threading Insert
TR-30°标准梯形螺纹刀片

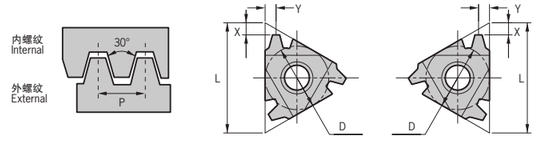

工件材料 Work Piece					
P钢	◐	◐	◐		
M不锈钢		◐	◐		
K铸铁		◐	◶		
N有色金属				◐	
S耐热合金			◐		
H高硬度材料			◐		

刀片外形 Shape	型号 Specification 右旋螺纹 Right Hand	左旋螺纹 Left Hand	内接圆直径D Dia	加工螺纹范围 TPI mm	TPI	刀片尺寸 Size L	X	Y	T	硬质合金 Solid Carbide QP1120	QP5120	QP7105	QA20
	16ER1.50TR	16EL1.50TR	3/8″	1.5	-	16	1	1.1	3.65	●	●	●	○
	16ER2.00TR	16EL2.00TR	3/8″	2	-	16	1.1	1.3	3.65	●	●	●	○
	16ER3.00TR	16EL3.00TR	3/8″	3	-	16	1.3	1.5	3.65	●	●	●	○
	22ER4.00TR	22EL4.00TR	1/2″	4	-	22	1.7	1.9	4.76	●	●	●	○
	22ER5.00TR	22EL5.00TR	1/2″	5	-	22	2.1	2.5	4.76	●	●	●	○
	27ER6.00TR	27EL6.00TR	5/8″	6	-	27	2.2	2.6	6.35	○	○	○	○
	27ER7.00TR	27EL7.00TR	5/8″	7	-	27	2.3	2.7	6.35	○	○	○	○
	16IR1.50TR	16IL1.50TR	3/8″	1.5	-	16	1	1.1	3.65	●	●	●	○
	16IR2.00TR	16IL2.00TR	3/8″	2	-	16	1.1	1.3	3.65	●	●	●	○
	16IR3.00TR	16IL3.00TR	3/8″	3	-	16	1.3	1.5	3.65	●	●	●	○
	22IR4.00TR	22IL4.00TR	1/2″	4	-	22	1.7	1.9	4.76	●	●	●	○
	22IR5.00TR	22IL5.00TR	1/2″	5	-	22	2.1	2.5	4.76	●	●	●	○
	27IR6.00TR	27IL6.00TR	5/8″	6	-	27	2.2	2.6	6.35	○	○	○	○
	27IR7.00TR	27IL7.00TR	5/8″	7	-	27	2.3	2.7	6.35	○	○	○	○

注 Notice：左手刀片均按订单生产。 Inserts for left hand only produced according to order.

注：Notice: ● 连续加工首选 Continuous ○ 连续加工备选 Continuous ◐ 轻断续加工首选 Medium ◶ 轻断续加工备选 Medium ❖ 断续加工首选 Interrupted ❋ 断续加工备选 Interrupted

▲ 主推牌号 Excellent (Instock) ● 可选牌号 Good (Instock) ○ 按订单生产 On Request



Insert Screw
刀片螺钉

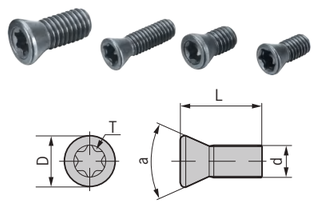

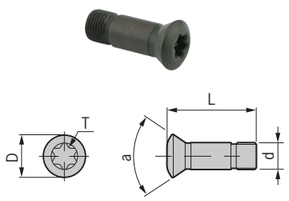

型号 Specification	D	d	L	a	扳手 Wrench
M020D040	2.7	2	4	55	Q06
M020D055	3	2	5.5	60	Q06
M020W040	2.7	2	4	55	Q06
M022D050	3	2.2	5	60	Q08
M022W050	3	2.2	5	60	Q08
M022W060	3	2.2	6	60	Q08
M025D060	3.5	2.5	6	55	Q08
M025F060	3.5	2.5	6	55	Q08
M025L080	3.5	2.5	8	60	Q08
M025W050	3.5	2.5	5	45	Q08
M025W060	3.5	2.5	6	55	Q08
M030W070	4	3	7	55	Q08
M030Y060	4	3	6	50	Q08
M030Y070-1	4	3	7	50	Q08
M030Y070-2	4.5	3	7	50	Q08
M030D075	4.5	3	7.5	60	Q08
M035D095	4.5	3	9.5	60	Q15
M035R080-1	5.2	3.5	8	60	Q15
M035T085	5.2	3.5	8.5	55	Q15
M035W090	5	3.5	9	55	Q15
M040C130	5.7	4	13	60	Q15
M040C150	5.7	4	15	60	Q15
M040D080-3	5.7	4	8	55	Q15
M040D110	5.5	4	11	55	Q15
M040M100	5.7	4	10	60	Q15
M040R080-2	5	4	8	45	Q15
M040R090	5	4	9	38	Q15
M040R100-2	6	4	10	55	Q15
M040S080-1	5.7	4	8	60	Q15
M040S100-1	5.7	4	10	60	Q15
M040S120	5.7	4	12	60	Q15
M040W090	5.5	4	9	55	Q15
M045J120	7	4.5	12	50	Q15
M045Y110	7	4.5	11	50	Q15
M050D110	7	5	11	45	Q20
M050J120	7	5	12	45	Q20
M050M110	7	5	11	45	Q20
M050Y110-1	7	5	11	45	Q20
M050Y110-2	6.5	5	11	40	Q20
M050Y110-4	7.2	5	11	55	Q20

转下页
See next page

Insert Screw
刀片螺钉

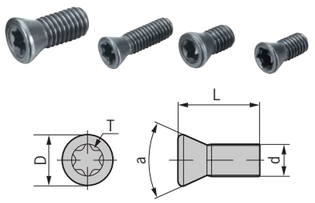

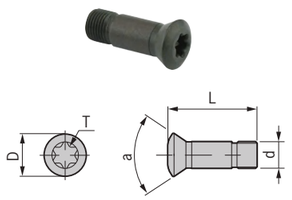

型号 Specification	D	d	L	a	扳手 Wrench
M050Y120-1	7.2	5	12	60	Q20
M050Y120-2	7.2	5	12	55	Q20
M050Y120-3	7.2	5	12	60	Q20
M050W090-6R	6.8	5	9	60	Q20
M050W130-8R	7.4	5	13	60	Q20
M050W170-10R	8	5	17	60	Q20
M060W210-12.5R	9.5	26	21	60	T30M
M030W070-4R	4.2	3	7	60	Q08
M040W090-5R	5.7	4	9	60	Q15
M080W250-15R	12	8	25	60	T30M
M030D035-90	5	3	3.5	90	Q07
M030D043-90	6.2	3	4.3	90	Q07
M040D050-90	6.2	4	5	90	Q15
M040D082-90	6.2	4	8.2	90	Q15
M040D110-90	6.2	4	11	90	Q15

Insert Screw for CBH Insert Holder
CBH刀片座锁紧螺钉

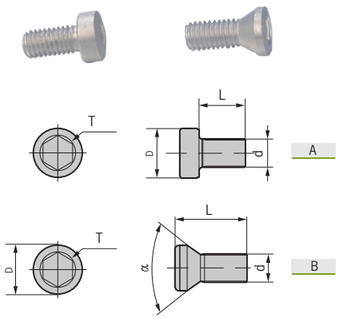

型号 Specification	专用 For	图示 Figure	d	L	α	D	扳手 Wrench
M030D045-V1-D	CBH2036-V	A	M3	4.5	-	5	T02
M030D060-V2-D	CBH2547-V	A	M3	6	-	5	T02
M040D080-V3-D	CBH3260-V	A	M4	8	-	7.4	T025
M050D100-V4-D	CBH4174-V	A	M5	10	-	8.6	T03
M050D100-V5-D	CBH5395-V	A	M5	10	-	8.6	T04
M080D160-V6-D	CBH68150-V	A	M8	16	-	13	T05
M030U065-C1-D	CBH2036	B	M3	6.5	60	4.8	T02
M030U075-C2-D	CBH2547	B	M3	7.5	60	4.8	T02
M040U110-C3-D	CBH3260	B	M4	11	60	6.5	T025
M050U140-C4-D	CBH4174	B	M5	14	60	8	T03
M050U140-C5-D	CBH5395	B	M5	14	60	8	T04
M080U205-C6-D	CBH61850	B	M8	20.5	60	13	T05

Locking Screw
内六角螺钉

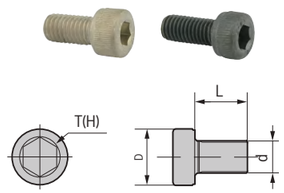

型号 Specification	D	d	L	扳手 Wrench
E040U100	7	4	10	L03
E040U160	7	4	16	L03
E040U700	7	4	70	L03
E040U800	7	4	80	L03
E050U1000	8.5	5	100	L04
E050U1150	8.5	5	115	L04
E050U120	8.5	5	12	L04
E050U1300	8.5	5	130	L04
E050U1500	8.5	5	150	L04
E050U160	8.5	5	16	L04
E050U200	8.5	5	20	L04
E050U250	8.5	5	25	L04
E050U350	8.5	5	35	L04
E050U400	8.5	5	40	L04
E050U450	8.5	5	45	L04
E050U500	8.5	5	50	L04
E050U650	8.5	5	65	L04
E050U800	8.5	5	80	L04
E050U950	8.5	5	95	L04
E060U1200	10	6	120	L05
E060U160	10	6	16	L05
E060U200	10	6	20	L05
E060U250	10	6	25	L05
E060U400	10	6	40	L05
E060U600	10	6	60	L05
E060U800	10	6	80	L05
E060U900	10	6	90	L05
E080U1200	12.5	8	120	L06
E080U1400	12.5	8	140	L06
E080U200	12.5	8	20	L06
E080U250	12.5	8	25	L06
E080U300	12.5	8	30	L06
E080U800	12.5	8	80	L06
E080U850	12.5	8	85	L06
E100U1200	15	10	120	L08
E100U1400	15	10	140	L08
E100U1600	15	10	160	L08
E100U300	15	10	30	L08
E100U350	15	10	35	L08
E120U300	18	12	30	L10
E120U400	18	12	40	L10
E160U350	24	16	35	L14
E160U500	24	16	50	L14
E040U160-D	7	4	16	L03
E050U100-D	8.5	5	10	L04
E050U120-D	8.5	5	12	L04
E050U160-D	8.5	5	16	L04
E050U200-D	8.5	5	20	L04
E060U120-D	10	6	12	L05
E060U160-D	10	6	16	L05
E060U200-D	10	6	20	L05
E060U250-D	10	6	25	L05
E080U160-D	12.5	8	16	L06
E080U250-D	12.5	8	25	L06
E080U300-D	12.5	8	30	L06
E100U160-D	15	10	16	L08
E100U200-D	15	10	20	L08
E100U250-D	15	10	25	L08
E100U300-D	15	10	30	L08
E120U300-D	18	12	30	L10
E120U350-D	18	12	35	L10
E120U450-D	18	12	45	L10
E120U500-D	18	12	50	L10

Locking Screw
紧定螺钉

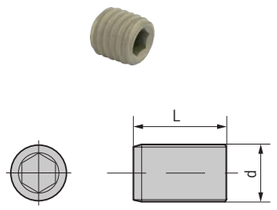

型号 Specification	d	L	扳手 Wrench
M050U050	5	5	L025
M060U050	6	5	L03
M060U060	6	6	L03
M060U080	6	8	L03
M060U100	6	10	L03
M080U060	8	6	L04
M080U080	8	8	L04
M080U100	8	10	L04
M100U070	10	7	L05
M100U120	10	12	L05
M100U140	10	14	L05
M120U140	12	14	L06
M120U160	12	16	L06
M120U200	12	20	L06
M140U160	14	16	L06
M160U160	16	16	L08
M030U060-D	3	6	L015
M040U050-D	4	5	L02
M040U060-D	4	5	L02
M040U080-D	4	8	L02
M040U100-D	4	10	L02
M040U160-D	4	16	L02
M040U200-D	4	20	L02
M050U080-D	5	8	L025
M050U200-D	5	20	L025
M050U300-D	5	30	L025
M060U060-D	6	6	L03
M060U080-D	6	8	L03
M060U100-D	6	10	L03
M060U120-D	6	12	L03
M060U200-D	6	20	L03
M060U400-D	6	40	L03
M060U500-D	6	50	L03
M080U090-D	8	9	L04
M080U100-D	8	10	L04
M080U120-D	8	12	L04
M080U140-D	8	14	L04
M080U160-D	8	16	L04
M100U110-D	10	11	L05
M100U120-D	10	12	L05
M100U160-D	10	16	L05
M100U180-D	10	18	L05
M100U200-D	10	20	L05
M100U250-D	10	25	L05
M120U300-D	12	30	L06

Locking Screw
专用内六角螺钉

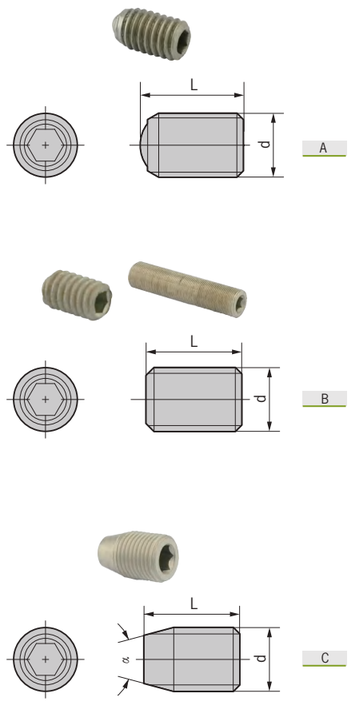

型号 Specification	对应刀具 For	图示 Figure	d	L	α	D	扳手 Wrench
M040Z048Q-D	CBH	A	4	4.8	-	-	L02
M040Z060Q-D	CBH	A	4	6	-	-	L02
M050Z080Q-D	CBH	A	5	8	-	-	L025
M060Z100Q-D	CBH	A	6	10	-	-	L03
M080Z145Q-D	CBH	A	8	14.5	-	-	L04
M100Z160Q-D	CBH	A	10	16	-	-	L05
M040U080-90-D	FBH	B	4	8	-	-	T02
M050U100-90-D	FBH	B	5	10	-	-	T025
M050U160-90-D	FBH	B	5	16	-	-	T025
M100U160-90-D	FBH	B	10	16	-	-	T05
M100U200-90-D	FBH	B	10	20	-	-	T05
M100U250-90-D	FBH	B	10	25	-	-	T05
M040Z093P-LH-D	ABH	B	4	9.3	-	-	T02
M060Z128P-LH-D	ABH	B	6	12.8	-	-	T03
M060Z160P-LH-D	ABH	B	6	16	-	-	T03
M080Z195P-LH-D	ABH	B	8	19.5	-	-	T04
M080Z250P-LH-D	ABH	B	8	25	-	-	T04
M080Z350P-LH-D	ABH	B	8	35	-	-	T04
M180Z200P	SLN	B	18	20	-	-	L10
M200Z200P	SLN	B	20	20	-	-	L10
M200Z250P	SLN	B	20	25	-	-	L10
M240Z250P	SLN	B	24	25	-	-	L12
M080Z205P-LH-D	ABH	B	8	20.5	-	-	T04
M060F200	GSK/DSK/ER	B	6	20	-	-	L03
M100F200	GSK/DSK/ER	B	10	20	-	-	L05
M100F350	GSK/DSK/ER	B	10	35	-	-	L06
M120F200	GSK/DSK/ER	B	12	20	-	-	L06
M120F400	GSK/DSK/ER	B	12	40	-	-	L08
M160F200	GSK/DSK/ER	B	16	20	-	-	L08
M160F250	GSK/DSK/ER	B	16	25	-	-	L08
M160F400	GSK/DSK/ER	B	16	40	-	-	L08
M200F200-P2	GSK/DSK/ER	B	20	20	-	-	L10
M200F400-P2	GSK/DSK/ER	B	20	40	-	-	L10
M050Z050-30P-D	DCK	C	5	5	30	-	L025
M050Z060-30P-D	DCK	C	5	6	30	-	L025
M060Z090-30P-D	DCK	C	6	9	30	-	L03
M080Z120-30P-D	DCK	C	8	12	30	-	L04
M100Z160-30P-D	DCK	C	10	16	30	-	L05
M120Z200-30P-D	DCK	C	12	20	30	-	L06
M200Z290-30P-D	DCK	C	20	29	30	-	L10
M050R050-30P	SLBK	C	4	5	30	-	L025
M060R075-30P	SLBK	C	6	7.5	30	-	L03
M080R075-30P	SLBK	C	8	7.5	30	-	L04
M100R100-30P	SLBK	C	10	10	30	-	L05
M120R100-30P	SLBK	C	12	10	30	-	L06
M080Z100-30P	TPG	C	8	10	30	-	L04
M100Z120-30P	TPG	C	10	12	30	-	L05

转下页
See next page

Locking Screw
专用内六角螺钉

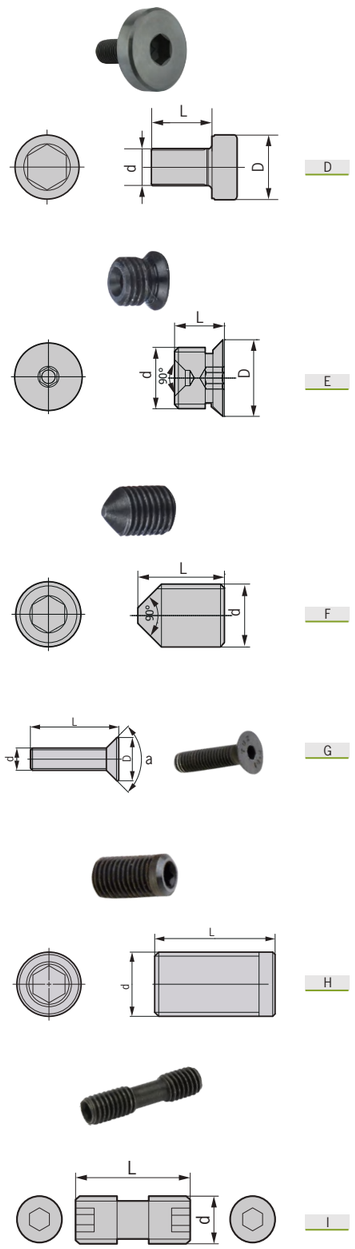

D E F G H I

型号 Specification	对应刀具 For	图示 Figure	d	L	α	D	扳手 Wrench
E100Z300	DSF	D	10	30	-	14	L08
E100Z300-MTB	MTB	D	10	30	-	13.5	L05
E160Z400-MTB	MTB	D	16	40	-	20	L08
E160Z350-40	FMA/B	D	16	35	-	40	L17
E200Z350-50	FMA/B	D	20	35	-	50	L17
E240Z350-65	FMA	D	24	35	-	65	L17
E040Z160-D	DBH	D	4	16	-	6.4	L03
M060Z085P-W	ABS25	E	6	8.5	-	-	L03
M080Z110P-W	ABS32	E	8	11	-	-	L04
M100Z140P-W	ABS40	E	10	14	-	-	L05
M120Z165P-W	ABS50	E	12	16.5	-	-	L06
M160Z205P-W	ABS63	E	16	20.5	-	-	L08
M200Z260P-W	ABS80	E	20	26	-	-	L10
M060Z050P-N	ABS25	F	6	5	-	8	L02
M080Z065P-N	ABS32	F	8	6.5	-	10	L025
M100Z080P-N	ABS40	F	10	8	-	12.5	L03
M120Z085P-N	ABS50	F	12	8.5	-	15	L04
M160Z120P-N	ABS63	F	16	12	-	20	L05
M200Z138P-N	ABS80	F	20	13.8	-	24.5	L06
M050D160-90	MKT	G	5	16	90	9.8	L03
M050D200-90	MAC	G	5	20	90	9.8	L03
M050Z150-D	DHP	H	5	15	-	-	L025
M060Z150-D	DHP	H	6	15	-	-	L03
M080Z150P-D	DHP/SF	H	8	15	-	-	L04
M160Z150P-D	DHP/SF	H	16	15	-	-	L05
ML0621	FM45,FM90	I	6	21	-	-	L03

For DC Slim Collet Chuck
止动螺母

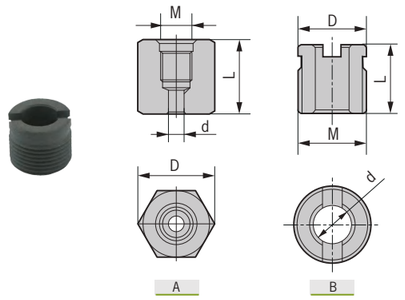

型号 Specifcation	图示 Figure	对应刀具 For	D	d	L	M
ZD4-1	A	DC	20.5	4	19	M8×1-LH
ZD6-1	B	DC	10	5	13	M10×1-LH
ZD6-2	A	DC	20	5.2	20	M12×1.5-LH
ZD6-4	A	DC	16	5	9.5	M16×1-LH
ZD6-5	A	DC	18	5	11.5	M18×1-LH
ZD8-1	B	DC	12	6.3	12	M12×1-LH
ZD8-2	A	DC	18	6	11	M18×1-LH
ZD10-1	B	DC	14	8.2	12.6	M14×1-LH
ZD10-2	B	DC	16	8.5	13	M16×1.5-LH
ZD12-1	B	DC	17	10.3	13	M16×1.5-LH

For Face Mill Arbor
键销

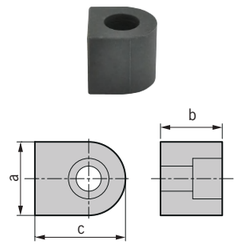

型号 Specification	对应刀具 For	a	b	c
A254-1-9.5*9.5*10.5	FMA	9.5	9.5	10.5
A254-2-9.5*9.5*21	FMA/FMA-BG	9.5	9.5	21
A317-1-12.7*12.7*12.5	FMA	12.7	12.7	12.5
A317-2-12.7*12.7*21	FMA	12.7	12.7	21
A317-3-12.7*12.7*24.7	FMA	12.7	12.7	24.7
A317-4-12.7*12.7*31	FMA	12.7	12.7	31
A381-1-15.87*15.87*18.5	FMA	15.87	15.87	18.5
A381-2-15.87*15.87*15.5	FMA	15.87	15.87	15.5
A508-1-19.05*16.5*19.5	FMA	19.05	19.05	19.5
A508-1-19.05*16.5*19.5	FMA	19.05	19.05	19.5
B220-1-10*10*11.5	FMB	10	10	11.5
B220-2-10*10*20.3	FMB/FMB-BG	10	10	20.3
B270-1-12*12*14.5	FMB	12	12	14.5
B270-2-12*12*20.8	FMB	12	12	20.8
B270-3-12*12*17.9	FMB	12	12	17.9
B270-4-12*12*23.8	FMB	12	12	23.8
B320-1-14*14*21.5	FMB	14	14	21.5
B400-2-16*16*19.5	FMB	16	16	19.5
B600-1-25.4*25.4*25.6	FMA,FMB	25.4	25.4	25.6

Washer For Face Mill Arbor
垫圈

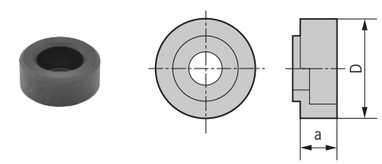

型号 Specification	对应刀具 For	a	D
FM-1	FMB	14.5	33
FM-2	FMA FMB	18.5	40
FM-3	FMA FMB	18.5	50

Adjusting Screw
调整螺钉

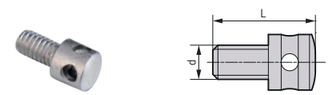

型号 Specification	d	L	扳手 Wrench
M040H120	4	12	L015

For FBH Tools
过度螺母

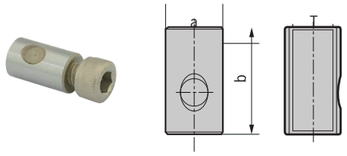

型号 Specification	对应刀具 For	a	b	T
BM6	FBH	6	11	M5
BM7	FBH	8	13	M5
BM8	FBH	16	19	M10

Washer For ABH/DBH Boring Tool
垫片

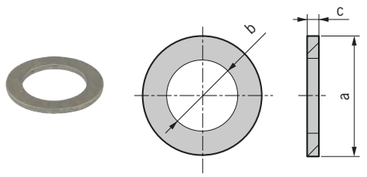

型号 Specification	对应刀具 For	a	b	c
5.8*4.2*0.8	DBH	5.8	4.2	0.8
7.2*4.3*0.8	ABH	7.2	4.3	0.8
8.5*5.3*0.8	ABH/DBH	8.5	5.3	0.8
10.3*6.5*1.2	ABH/DBH	10.3	6.5	1.2
13.2*8.5*1.2	ABH/DBH	13.2	8.5	1.2
16.5*10.5*1.5	DBH	16.5	10.5	1.5
19.5*12.5*1.5	DBH	19.5	12.5	1.5

Shim
垫片

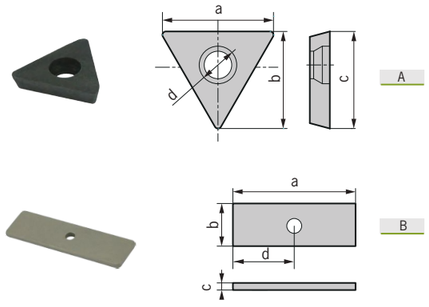

型号 Specification	图示 Figure	对应刀具 For	a	b	c	d
MT2204-B	A	TP90	17	15	-	4.5
DP-3	B	CBH-L	50	15	2.5	35

Insert Seat / Clamp
刀片座/压板

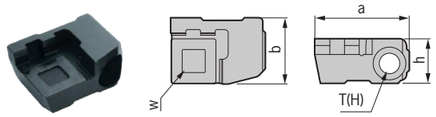

型号 Specification	a	b	h	w	T(H)
FC3050-TP2204-90	30	19	12	TPG2204	4
FC2550-SE1203-45	25	18	12	SEG1203	4
FC2550-SE1504-45	25	18	12	SEG1504	4
FC2550-SP1203-75	25	18	12	SPG1203	4
FC2550-SP1504-75	25	18	12	SPG1504	4

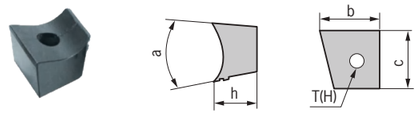

型号 Specification	b	c	h	a	T(H)
SV-128170-15-45	17	12.8	17.5	15°	6
SV-128170-15-75	17	12.8	19.5	15°	8

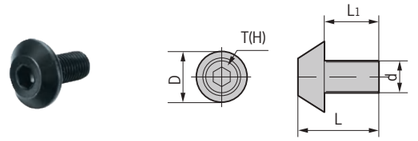

型号 Specification	d	D	L_1	L	T(H)
M050H080-TP	5	12	8	12	L03D
M060H080-TP	6	13.5	8	12	L04D
M060H120-TP	6	13.5	12	16.5	L04D
M080H120-TP	8	18	12	16.5	L05D
M080H160-TP	8	18	16	21	L05D

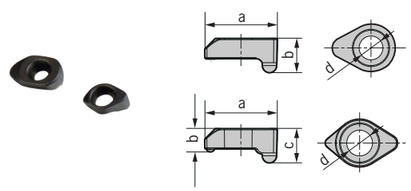

型号 Specification	a	b	c	d
YD-13	13	6	-	3.5
YD-14	14	6	-	4
YD-16	16	6	-	5
YS-34	10	3.4	3.8	3
YS-39	10.4	3.9	4.7	4
YS-43	12.2	4.3	6	4
YS-52	13.5	5.2	5.7	5

Wrench For MKT Boring Tool
MKT专用扳手

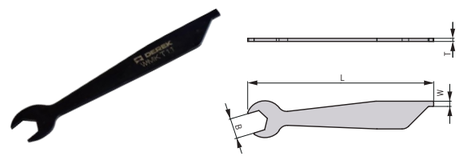

型号 Specification	B	W	L	T
WMKT06	10	2.4	93	2
WMKT09	12	3.4	121	2
WMKT11	15	5.9	139	2
WMKT16	24	9.9	223	2

Wrench - Flag
旗形星形扳手



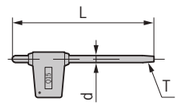

型号 Specification	d	L	T
Q06	2.5	84	6
Q07	2.5	84	7
Q08	3	86	8
Q10	3	90	10
Q15	5	94	15
Q20	5	94	20

Wrench - T
T形扳手



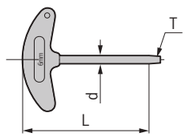

型号 Specification	d	L	T
T02	2	58	2
T025	2.5	66	2.5
T03	3	72	3
T04	4	76	4
T04G	4	86	4
T05	5	92	5
T06	6	102	6
T03-L	3	110	3
T04-L	4	120	4
T05-L	5	150	5
T06-L	6	170	6
T08-L	8	190	8
T30M	6	120	30

Wrench - Star
直柄星形扳手



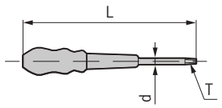

型号 Specification	d	L	T
T6-Z	2.5	92	6
T8-Z	3	94	8
T10-Z	3	98	10
T15-Z	5	102	15
T20-Z	5	102	20

Allen Key
L形扳手



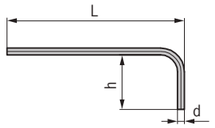

型号 Specification	d	L	h
L015	1.5	46	14
L02	2	52	12
L025	2.5	60	15
L03	3	65	20
L04	4	70	25
L05	5	78	28
L06	6	85	32
L08	8	97	30
L10	10	118	35
L10T	10	118	30

O Ring
O形圈



型号 Specification	对应刀具 For
Φ8.5*Φ1.5	DBJ筒夹
Φ10*Φ1.5	DBJ筒夹
Φ14*Φ1.5	DBJ筒夹

Block Nut
限位螺母



型号 Specification	对应刀具 For
MAC-D12	MAC

Stop Pin
限位销



型号 Specification	对应刀具 For
DCK1-XD4	CBH/DBH
DCK2-XD5	FBH/ABH/CBH/DBH
DCK3-XD7	FBH/ABH/CBH/DBH
DCK4-XD8.5	FBH/ABH/CBH/DBH
DCK5-XD11	FBH/ABH/CBH/DBH
DCK6-XD14	FBH/ABH/CBH/DBH
DCK7-XD18	CBH/DBH

Block Pin
挡销



型号 Specification	对应刀具 For
D4-18	DBH
D5-18	FBH/CBH-L/CBH/DBH

Shim For Turning Tool Holder
车刀刀垫

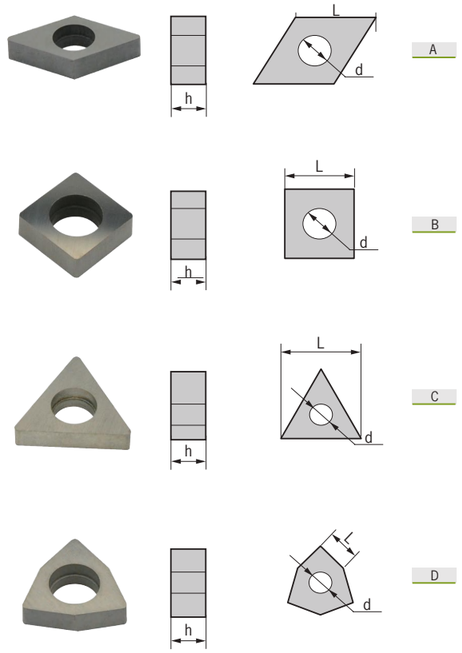

型号 Specification	图示 Figure	d	h	L
MD1103	A	6	3	11
MD1504	A	6	4	15
MD1506	A	8	6	15
MC1203	A	8	3	12
MC1204	A	8	4	12
MC1604	A	8	4	16
MC1904	A	8	4	19
MV1603	A	8	3	16
MC1604-X	A	11	4.65	15.13

型号 Specification	图示 Figure	d	h	L
MS1204	B	6	4	12
MS1504	B	10	4	15
MS1904	B	11	4	19

型号 Specification	图示 Figure	d	h	L
MT1603	C	6	3	16
MT2204	C	8	4	22
MT16-S	C	5.2	3.2	13.5

型号 Specification	图示 Figure	d	h	L
MW0603	D	6	3	6
MW0804	D	6	4	8

型号 Specification	图示 Figure	d	h	L
STM16	E	4.05	3.18	16.45
STM22	E	5.2	3.97	21.65
STM27	E	5.7	5.5	27

Clamp For Turning Tool Holder
车刀压板

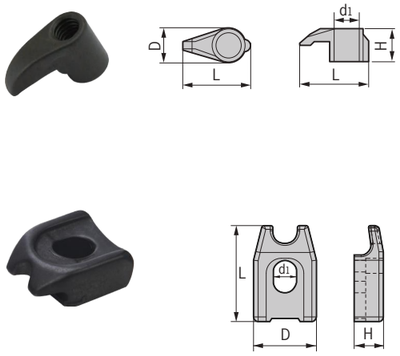

型号 Specification	D	d_1	L	H
HL1812	9.2	5.15	18.2	12.2
HL1814	9.3	5.05	18.1	14
HL1917	10.55	6.75	19	17.4
HL2114	9.3	5.05	21.5	14.2
HL2217	11	6.8	22.5	17
HL2414	9.3	5.05	24.7	14.1
MY0619	8.6	6	18.15	11.4
MY0621	9.5	6	21.5	13.2
MY0823	11	8	22.5	15.8

型号 Specification	D	d_1	L	H
WT16	18.4	5.5	15	8.2
YW08	18.1	5.5	16.8	8.8

Clamping Screw For Turning Tool Holder
车刀压板螺钉

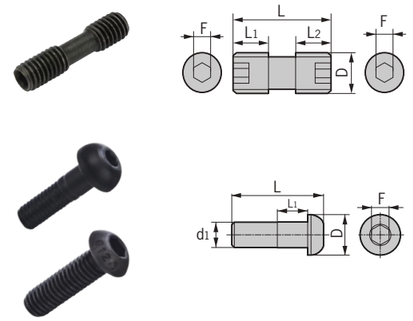

型号 Specification	D	L_1	L_2	L	F
ML0622	M6*1.0	8.7	8.7	22	3
ML0625	M6*1.0	8.7	8.7	25	3
ML0816	M8*1.25	6.5	6.5	16	4
ML0828	M8*1.0	12	10	24.7	4
ML0830	M8*1.0	11.8	11.8	30	4

型号 Specification	D	L_1	L_2	L	F
WTCW	9.6	15	M5*0.8	26	4

Center Screw For Turning Tool Holder
车刀中心螺钉

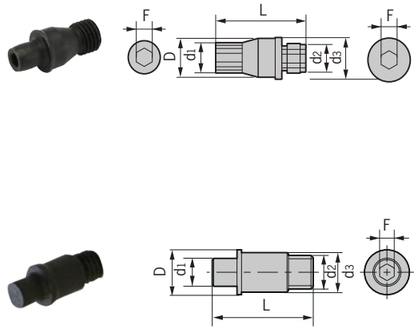

型号 Specification	d_3	d_1	d_2	D	L	F
CTM510	4	3.65	M5*0.8	5.6	10.5	2
CTM513	6.2	3.65	M5*0.8	5.45	13.5	2
CTM613	7.07	5	M6*1.0	7.1	13	2.5
CTM617	7.82	5	M6*1.0	7.1	17.2	2.5
CTM619	7.78	5	M6*1.0	7.1	18.1	2.5
CTM822	10.25	6.13	M8*1.0	9.4	22.1	3
CTM1022	11.9	7.7	M10*1.0	11	22.1	4
MX0513	5.46	3.65	M5*0.8	6.2	12.88	2
MX0617	7.17	5	M6*1.0	7.76	17.2	2.5
MX0619	7.1	5	M6*1.0	7.8	18.4	2.5
MX0822	9.45	6.17	M8*1.0	10.2	21.8	3

型号 Specification	d_3	d_1	d_2	D	L	F
CTM5-S	5	3.67	M5*0.8	5.95	16	2.5
CTM6-S	6	5	M6*1.0	7.8	17.2	3

C Ring For W-type Turning Tool Holders
C形环

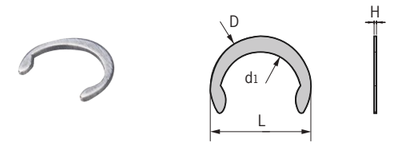

型号 Specification	D	d_1	L	H
KH540	8.8	6.5	8.8	0.75

Insert Screw
车刀刀片螺钉

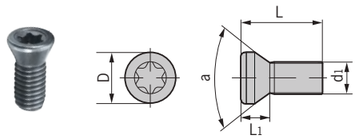

型号 Specification	D	L	L1	d1	a
M2*4	2.7	3.7	1.2	M2*0.4	60°
M2*5	2.7	4.7	1.2	M2*0.4	60°
M2.2*5	3.2	5	1.7	M2.2*0.45	60°
M2.2*6	3.4	6	1.7	M2.2*0.45	60°
M2.2*7	3.4	7	1.7	M2.2*0.45	60°
M2.5*5	3.7	5	2	M2.5*0.45	44°
M2.5*6	3.7	6	2	M2.5*0.45	44°
M2.5*7	3.7	7	2	M2.5*0.45	44°
M2.5*8	3.7	8	2	M2.5*0.45	44°
M2.5*9	3.7	9	2	M2.5*0.45	44°
M3*6	4	6	2	M3*0.5	60°
M3*7	4	7	2	M3*0.5	60°
M3*8	4	8	2	M3*0.5	60°
M3.5*7	5.5	7	3	M3.5*0.6	60°
M3.5*8	5.5	8	3	M3.5*0.6	60°
M3.5*9	5.5	9	3	M3.5*0.6	60°
M3.5*12	5.5	12	3	M3.5*0.6	60°
M4*9	7	9	2.5	M4*0.7	60°
M4*14	7	14.2	3	M4*0.7	60°
M4*16	7	16	4.5	M4*0.7	60°
M5*10	6.3	10	2.8	M5*0.8	44°
M5*12	6.3	12	2.8	M5*0.8	44°
M5*16	6.3	16	2.8	M5*0.8	44°
M5*20	6.3	20	2.8	M5*0.8	60°

Side Screw For Threading Holders
侧螺钉

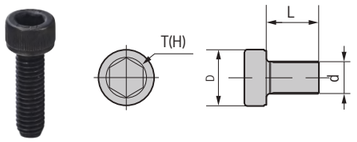

型号 Specification	D	L	T	d1
M3*6N	5.5	6	2.6	M3*0.5

Clamping Screw For Grooving Holders
槽刀螺钉

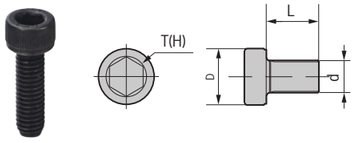

型号 Specification	D	L	T	d1
M4*6N	7.1	6	3	M4*0.7
M4*10N	7.1	10	3	M4*0.7
M4*12N	7.1	12	3	M4*0.7
M5*12N	8.6	12	4	M5*0.8
M6*20N	10	20	5	M6*1
M4*14Q	7	10	3	M4*0.7
M5*17Q	8.4	12	4	M5*0.8
M6*20Q	10	14	5.2	M6*1
M6*22Q	10	16	5.2	M6*1

Z-Axial Zero-Setter
Z–量表式Z轴设定器



型号 Specification	形式 Type	总高度 Chief height	伸缩距离 Flex distance
EDS-50	量表式	50	3

特 点 / Feature

■将平行规置于标准面。转动百分表，使长针归零。将平行规移开。
■将Z轴设定器置于工件上，刀具接触操作面，慢速进刀到秒针指在“0”，则刀具与工件的距离是50mm。
■Have the central measuring porfion of the zero setter presetter against a plain surface and aligned if with the outer reference surface. Turn the dial gauge for zero setting.
■Have the cutter touched against the Z zero setter.Once the indicator position at zero the distance between the tool tip to workpiece is 50mm.

Z-Axial Zero Setter（Magentic）
Z–量表式Z轴设定器附磁性



型号 Specification	形式 Type	总高度 Chief height	伸缩距离 Flex distance
ZDI-100	量表式	100	3

3D Master
三轴（3D）设定器



型号 Specification	柄部直径 Shank diameter	针头直径 Needle diameter
3D-D	20	4

Titanium Coated Edge Finder
镀钛寻边器



型号 Specification
ME-1020-Y
ME-420-Y

Ceramic Edge Finder
陶瓷寻边器



型号 Specification
ME-1020-C
ME-420-C

Electronic Edge Sensor
光电式寻边器



型号 Specification	柄部直径 Shank diameter	总长度 Total length	测头 Probe
PM20	20	147	10
PM32	32	147	10

特 点 / Feature

■电池：1.2V
■红灯指示

■Battery voltage: 1.2V
■With red LED light

Spindle Cleaner
清洁棒



型号 Specification
STC30
STC40
STC50
STC40-HSK
STC50-HSK
STC63-HSK
STC100-HSK

Tool Lock (Fixed)
立卧式锁刀座



型号 Specification	型号 Specification	型号 Specification
TL-HSK50	TL-SK30	TL-BT30
TL-HSK63	TL-SK40	TL-BT40
TL-HSK100	TL-SK50	TL-BT50

Tool Lock (Multi-direction)
万向式锁刀座



型号 Specification
TLW-BT30
TLW-BT40
TLW-BT50

Trolley For Tool Holder
刀库车



型号 Specification	装刀数 Amount
TTH-30	36
TTH-40	35
TTH-50	25

Holder Sheath
刀柄座



型号 Specification
TS-30
TS-40
TS-50

立铣刀故障分析

故障	原因	措施
刀具破损	有关于被加工材料时	■ 减少进给量 ■ 减少突出量 ■ 最大限度的减少切削刀刃总的长部
	正常作业时	■ 减少进给量 ■ 初期更换刀具(调整磨损量) ■ 更换夹头与套筒 ■ 减少突出量 ■ 研磨刀刃使用刃数少的立铣刀(4刃→2刃)
	变更进给方向时	■ 改变进给方向之前减少进经给量 ■ 更换夹头和套筒
切削刀刃破损	Cornet部损坏	■ 使用手用丝锥画面切角 ■ 将逆铣变更为顺铣
	切削深度的末端部位破损	■ 将逆铣变更为顺铣 ■ 降低切削速度
	刃口损坏	■ 向刃口增加珩磨量 ■ 降低切削速度 ■ 如果作业过程中发出了"哗"声,请增加进给量
	严重的缺口现象	■ 降低进给速度 ■ 使用刃数少的立端铣刀 ■ 向刃口增加珩磨量 ■ (solid endmill的情况下) 将赶干式作业变更为湿式作业 ■ (brazed endmill的情况下) 将赶湿式作业变更为吹气的干式作业 ■ 保持合理的切削速度
发生突发性地磨损现象		■ 发生突发性地磨损现象 ■ 降低进给速度 ■ 将逆铣变更为顺铣 ■ 增加进给速度
加工面的粗糙度不良	表面粗糙时	■ 降低进给速度 ■ 使用刃数多的立端铣刀((2刃→4刃)
	形成积屑刃口	■ 增加切削速度 ■ 采用湿式切削方式 ■ 向刃口增加微细的珩磨量 ■ 将逆铣变更为顺铣
	加工面上形成横向条纹	■ 向刃口增加微细的珩磨量 ■ 使用不溶性切削油 ■ 将逆铣变更为顺铣
发生振动		■ 增加进给量 ■ 变更切削速度 ■ 减少突出量 ■ 粗削作业时采用双刃立铣刀 ■ 正常作业时采用4刃立端铣刀,将逆铣变更为顺铣

平面铣削故障分析

损伤类型		工具材料及材质的选择	工具形状的选择	切削条件的选择	相关被加工材料
磨损	机械性磨损	选择属于同一个系列, 且耐磨损性高的材料	增加刃后角,增加副切削角, 增加刃口半径减少珩磨量	降低切削速度,调为便理 的进给速度,使用适宜的 切削油	硬质材料
	热磨损	选择属于同一个系列, 且耐磨损性高的材料	适当地调整刃后角, 副切削角,刃口半径	降低切削速度,减少切削 量使用适宜的切削油(可 以使用切削油)	硬质材料
	溶着扩散磨损	选择属于同一个系列, 且耐磨损性高的材料	增加倾斜角	降低切削速度,减少切削 量使用适宜的切削油	钢系材料
	压缩物分离磨损	选择属于同一个系列, 且耐磨损性高的材料	倾斜角选择最适合的材 质的角度增加副切削角, 减少珩磨量	降低切削速度,减少切削 量使用适宜的切削油	N系耐热合金Co系耐热 合金不锈钢高强力钢
	化学性磨损	使用陶瓷, 金属陶瓷材料	适当地增加刃后角	降低切削速度,减少进给 量,使用干式或含少极压 添加剂的切削油	一般材料
	热龟裂	使用高韧性材料	采用刃口部位角度及刃 口半径的热发生较少的 形状	降低切削速度,减少进给 量,使用干式切削方式	钢系材料
	烧成变形	采用抗压能力强的材料	增加刃后角,倾斜角,刃 口半径,减少主切削角, 珩磨量	降低切削速度,进给幅度 以及切削量,采用沧桑却 效果好的切削油	硬质ROLL
	缺口	使用高韧性材料	减少刃口部位角,增加刃 口半径增加珩磨量	选择适宜的切削速度,减 少进给量	一般材料
	发黑	采用磨损性好的的材料	减少倾斜角,增加锥角, 增加珩磨量	减少进给量,减少切削 量,使用切削油(可以使 用的切削油)	一般材料,硬质材料
缺损	机械性重复引起 的冲撞缺损	使用高韧性材料	减少刃口部位角,增加刃 口半径增加珩磨量	选择适宜的切削速度,减 少进给量,选择适宜的切 削量	一般材料
	热冲撞缺损	使用高韧性材料	采用刃口部位角度及刃 口半径的热发生较少的 形状,减少珩磨量	降低切削速度,减少进给 量,减少切削量,采用干 式切削方式	一般材料
	热缺损	使用耐磨性好的材料	采用刃口部位角度及刃 口半径的热发生较少的 形状,减少珩磨量	降低切削速度,减少进给 量,减少切削量,使用适 宜的切削油	一般材料,硬质材料
	压榨分离缺损	使用高韧性材料	减少倾斜角,增加刃口半 径,增加珩磨量	提高切削速度,增加进给 量,使用润滑性能高的切 削油	N系耐热合金Co系耐热合 金不锈钢高强力钢
	烧成变形缺损	使用耐磨性好的材料, 金属陶瓷材料不适合	调整为适宜的刃后角,倾 斜角,减少主切削角,减 少刃口半径,减少珩磨量	降低切削速度,减少进给 量,使用适宜的切削油, 对陶瓷材料不使用	一般材料,硬质材料
	切削刃的粗糙度 引起的缺损	使用高韧性材料	谨慎进行刀具研磨,降低 磨石的颗粒度,注意刃口 的研磨方向	降低切削速度,减少进给 量,减少切削量	一般材料
	研磨变形及铜焊接 变化引起的缺损	使用高韧性材料,不行使用 陶瓷,金属陶瓷材料	考虑丝锥的柄部的厚度 比谨慎进行研磨操作,铜 焊接时缓缓退火	降低切削速度,减少进给 量,减少切削量	一般材料

切断/Parting-off Tool

1.当刀片接近工件中心，应降低切削速度30%，有利于提高刀片寿命和表面质量。
2.在允许的情况下，尽可能选用悬伸小的刀柄，以保证良好的稳定性。

1.When the insert was close to the workpiece, should reduce 30% of cutting speed to improve the insert lifetime and surface quality.
2.In Prem,if allowed,in order to keep stability,please choose the holder as short as we can.

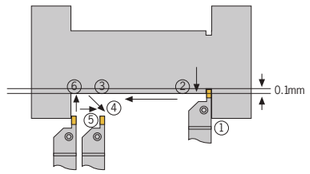

外圆切槽和车削，仿形车削
External Grooving Turning, And Profiling

走刀顺序：切削深度＞0.5mm时，径向进刀（最大切深可0.75*刀片刃宽S）→径向退刀0.1mm左右→轴向走刀→斜向退刀→轴向走刀→径向加工到所需深度。
切削底经或倒角（精加工）时，采用如图所示操作顺序，可减小刀具与切屑的摩擦而引起的小振动。

The sequence of feed: during depth of cut ＞0.5mm, radial direction feeding(deepest depth of cut can reach 0.75*insert blade width S)→radial direction retract around 0.1mm→axial direction feeding→slant direction retract axial direction feeding→radial direction processing till to reach the required depth.
During cutting or chamfering (finish machining), operate as the sequence shown in this figure will reduce the small vibration generated from the cutting tools and the friction during cutting.

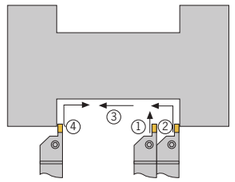

端面切槽和车削
Face Grooving And Turning

■粗加工(多槽切削)/Rough Machining(Multiple-grooved Cutting)
从最大直径向内切削，退刀时，刀片稍向内边缘偏移。如图示（1）
During retract after cutting from the biggest diameter to inner, shift the insert to the inner edge a little. As shown in figure(1)

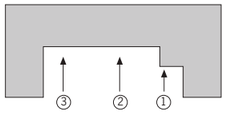
图示（1）
Figure1

■凹槽车削/Recessing
轴向车削深度不超过0.75*S（刀片刃宽）
槽宽大于槽深，建议使用凹槽车削，如图示（2）
槽深大于槽宽，建议使用采用多槽切削。
Axial direction turning depth not exceeding 0.75*S (insert blade width);
when groove width is bigger than groove depth, it is suggested to use recessing tool, as shown in figure(2);
when groove depth is bigger than groove width, it is suggested to use multiple-grooving turning.

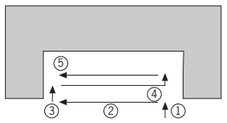
图示（2）
Figure2

■精加工/Finishing
先精加工底部和外径边缘，再将内径精加工到所需尺寸。如图示（3）
First to finish machine the bottom and outer diameter edge, and then finish machine the inner diameter to the required dimensions.As shown in figure(3)

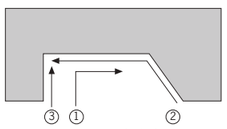
图示（3）
Figure3

内孔切槽车削/Internal Grooving And Turning

■采用图示的加工顺序/Internal Grooving Tools
便于切削流出，总是从远离孔端面的方向开始向外进给。
Using the processing sequence as shown in this figure
For better cutting outflow, always feed outward from the direction that far from the hole end face.

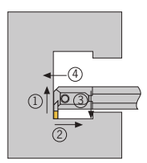

车削刀杆技术资料/Technical Guide Of Turning Tools

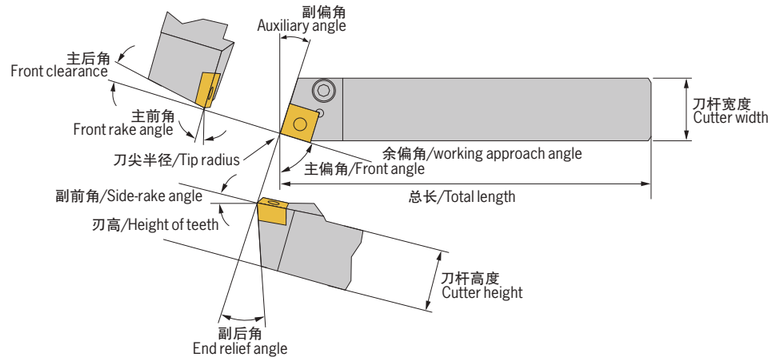

常用切削公式/Common Formulas Of Cutting

■切削速度/Cutting Speed

$$V = \frac{\pi \cdot D \cdot N}{1000} \quad (m/min)$$

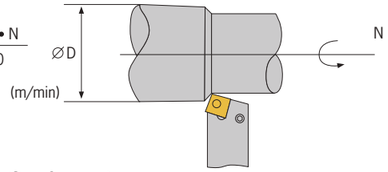

V: 切削速度(m/min)
D: 工作直径(mm)
N: 转数（rpm）
π: 圆周率（3.14）

■进给/Feed

$$f = \frac{F}{N} \quad (m/min)$$

f: 每转进给（m/rev）
F: 每分钟进给（m/min）
N: 转数（rpm）

■表面粗糙度/Surface Roughness

理论表面粗糙度/Theory Surface Roughness

$$Rmax = \frac{f^2}{8r} 1000 \ (\mu)$$

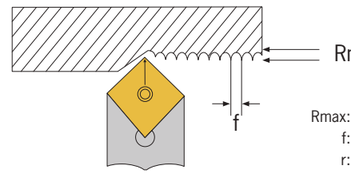

Rmax: 最大粗糙度（μ）
f: 每转进给（mm/rev）
r: 刀尖半径

■刀尖半径和进给对粗糙的影响
Effects On Roughness From Cutting Feed And Nose Radius

刀尖半径/Insert Radius 进给量/Cutting Feed	0.4	0.8	1.2
0.15			
0.26			
0.46			

R	P	M	T	10	T3	MO	S
1	2	3	4	5	6	7	8

1 刀片形状 Shape

A 85° M 86°
B 82° O
C 80° P
D 55° R
E 75° S
H T
K 55° V 35°
L W 80°

2 后角 Clearance Angle

A 3° F 25°
B 5° G 30°
C 7° N 0°
D 15° P 11°
E 20°

3 公差 Tolerance (mm)

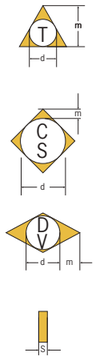

	d	m	s
A	±0.025	±0.005	±0.025
C	±0.025	±0.013	±0.025
E	±0.025	±0.025	±0.025
F	±0.013	±0.005	±0.025
G	±0.025	±0.025	±0.130
H	±0.013	±0.013	±0.025
J[1]	±0.05-0.15[2]	±0.005	±0.025
K[1]	±0.05-0.15[2]	±0.013	±0.025
L[1]	±0.05-0.15[2]	±0.025	±0.025
M	±0.05-0.15[2]	±0.08-0.20[2]	±0.130
N	±0.05-0.15[2]	±0.05-0.20[2]	±0.025
U	±0.08-0.25[2]	±0.13-0.38[2]	±0.130

4 切削及加紧特徵 Holding Type

A
B β =70-90°
C β =70-90°
F
G
H β =70-90°
J β =70-90°
M
N
Q β =40-60°
R
T β =40–60°
U β =40-60°
W β =40-60°
X Special 必须提供图纸和精确说明

5 刀刃长度 Cutting Edge Length

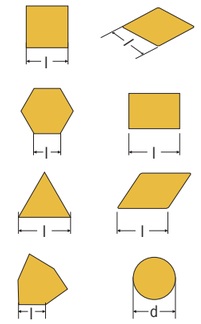

6 刀片厚度 Thickness

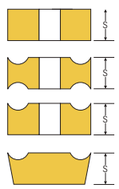

01 s=1.59
T1 s=1.98
02 s=2.38
T2 s=2.78
03 s=3.18
T3 s=3.97
04 s=4.76
05 s=5.56
06 s=6.35
07 s=7.94
09 s=9.52

7 刀尖圆角 Radius



01 r=0.1
02 r=0.2
04 r=0.4
08 r=0.8
12 r=1.2
16 r=1.6
24 r=2.4

8 切削刃形状 Shape Of Cutting Edge

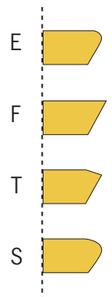

T	N	M	G	22	04	08	-DM
1	2	3	4	5	6	7	8

1 刀片形状 Shape

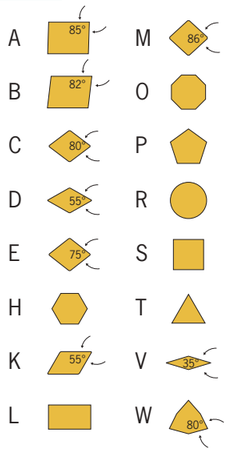

2 后角 Clearance Angle

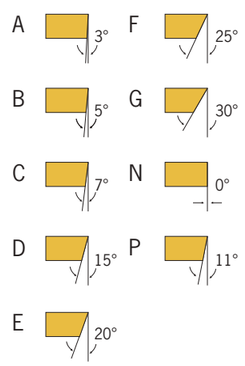

3 公差 Tolerance (mm)

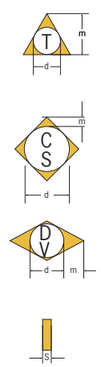

	d	m	s
A	±0.025	±0.005	±0.025
C	±0.025	±0.013	±0.025
E	±0.025	±0.025	±0.025
F	±0.013	±0.005	±0.025
G	±0.025	±0.025	±0.130
H	±0.013	±0.013	±0.025
J[1]	±0.05-0.15[2]	±0.005	±0.025
K[1]	±0.05-0.15[2]	±0.013	±0.025
L[1]	±0.05-0.15[2]	±0.025	±0.025
M	±0.05-0.15[2]	±0.08-0.20[2]	±0.130
N	±0.05-0.15[2]	±0.05-0.20[2]	±0.025
U	±0.08-0.25[2]	±0.13-0.38[2]	±0.130

4 切削及加紧特徵 Holding Type

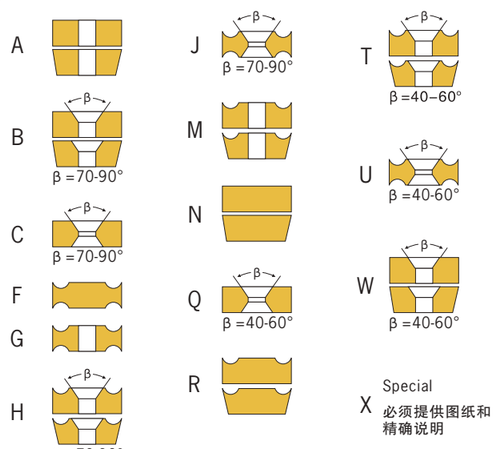

5 刀刃长度 Cutting Edge Length

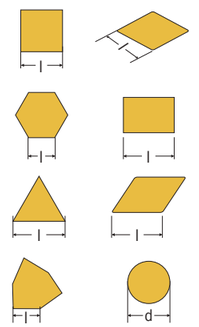

6 刀片厚度 Thickness

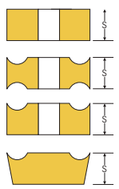

01 s=1.59
T1 s=1.98
02 s=2.38
T2 s=2.78
03 s=3.18
T3 s=3.97
04 s=4.76
05 s=5.56
06 s=6.35
07 s=7.94
09 s=9.52

7 刀尖圆角 Radius



01 r=0.1
02 r=0.2
04 r=0.4
08 r=0.8
12 r=1.2
16 r=1.6
24 r=2.4

8 断屑槽 Chip Breakere

FG	FB
SG	MG
MB	MI
RG	TM
HF	HM
AL	

Inserts Codes System - Threading
螺纹车刀片牌号说明

1 刀片尺寸 Size		2 刀片形式 Shape		3 刀片类型 Type		4 螺纹旋向 Direction	
L (mm)	D			E 外螺纹 External I 内螺纹 Internal		R 右旋螺纹 Right Hand Insert L 左旋螺纹 Left Hand Insert	
06	5/32″	标准型 Standard					
08	3/16″						
11	1/4″						
16	3/8″						
22	1/2″						
27	5/8″	U型 U Style	立装型 V Style	E	I		
16		E	R	1.5	ISO		
16	X	E	R	1.5	ISO		
22		N	R	1.5	ISO	3	M
27	V	N	R	3.0	ISO		
27	U	E		8.0	TR		
1	2	3	4	5	6	7	8

5 螺距 Pitch

完全形 Full Profile

螺距 mm	牙距 TPI
0.5-6	48-4

局部面截顶形 Partial Profile

	mm	TPI
A	0.5-1.5	48-16
AG	0.5-3.0	48-8
G	1.75-3.0	14-8
N	3.5-5.0	7-5
Q	5.5-6.0	4.5-4
V	6.0-10	4-2.5

6 螺纹标准 Thread Profile

60° —— 60°通用型螺纹 Partial profile 60°
55° —— 55°通用型螺纹 Partial profile 55°
ISO —— ISO标准型螺纹 ISO Metric
UN —— 60°美制统一标准型螺纹 UN
UNJ —— 60°美制航空航天螺纹 UNJ
W —— 55°英国惠氏螺纹 Whitworth
NPT —— 60°美国标准锥管螺纹 NPT
NPTF —— 60°美制干密封螺纹 NPTF
BSPT —— 55°英制标准锥管螺纹 BSPT
ACME —— 美制29°梯形螺纹 ACME
STACME — 美制29°短齿梯形螺纹 Stub ACME
TR —— 30°标准梯形螺纹 Trapez DIN 103
ABUT —— 美制锯齿形螺纹 American Buttress
BBUT —— 英制锯齿形螺 British Buttress
RD —— 消防食品机械圆螺纹 Round DIN 405
RD20400 - 消防食品机械圆螺纹 Round DIN 20400
APIRD —— API圆螺纹 API Round
BUT —— API偏梯和螺纹 BUT Casing
Pg —— PG

7 齿数（梳齿型M） Multitooth

2 3 5 6 8

8 梳齿刀片形式 Shape

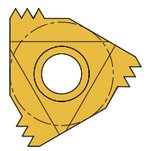

M

Internal Turning Tools-Code System
内孔车刀型号说明示范

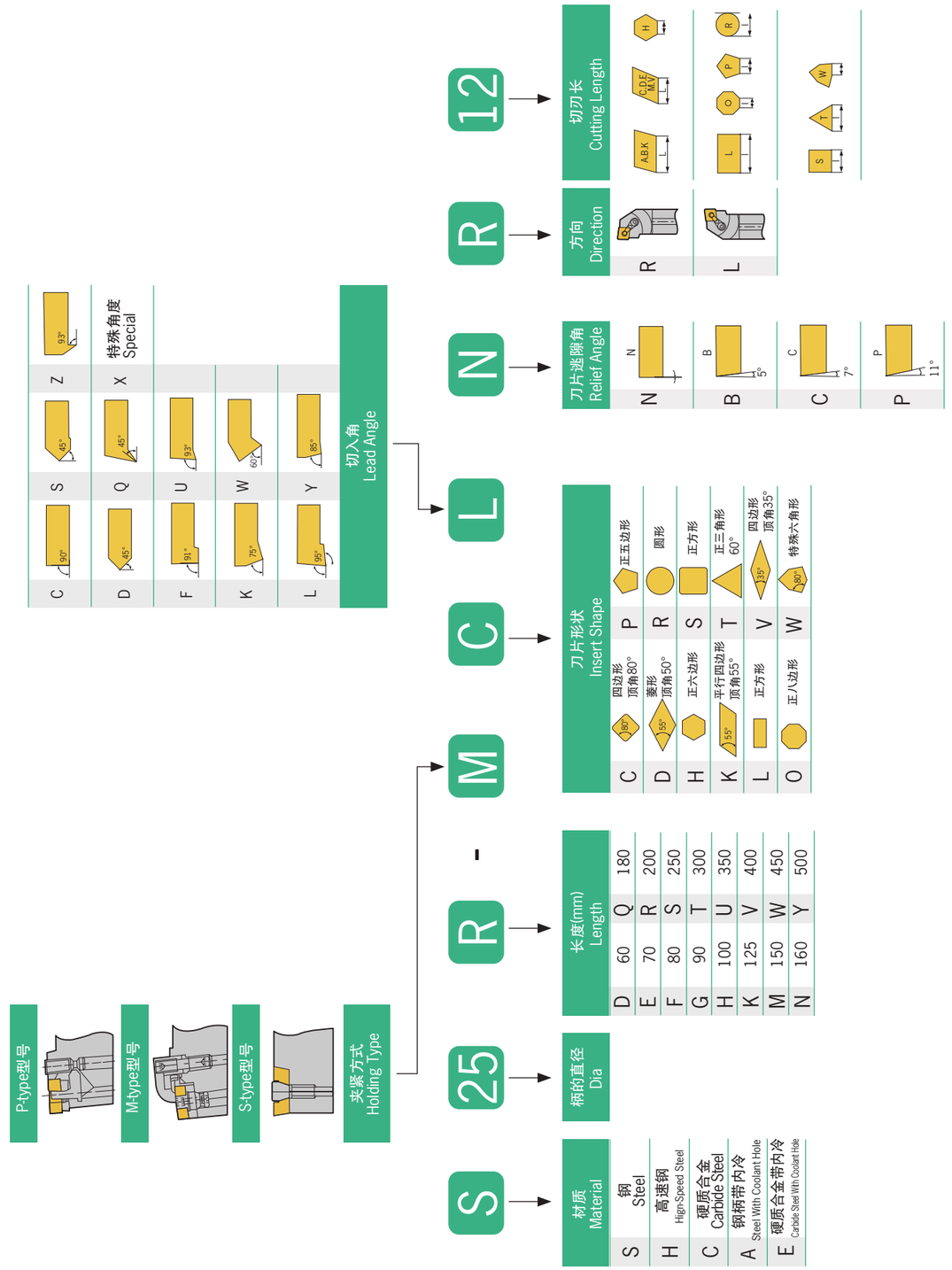

External Turning Tools – Codes System
外圆车刀型号说明示范

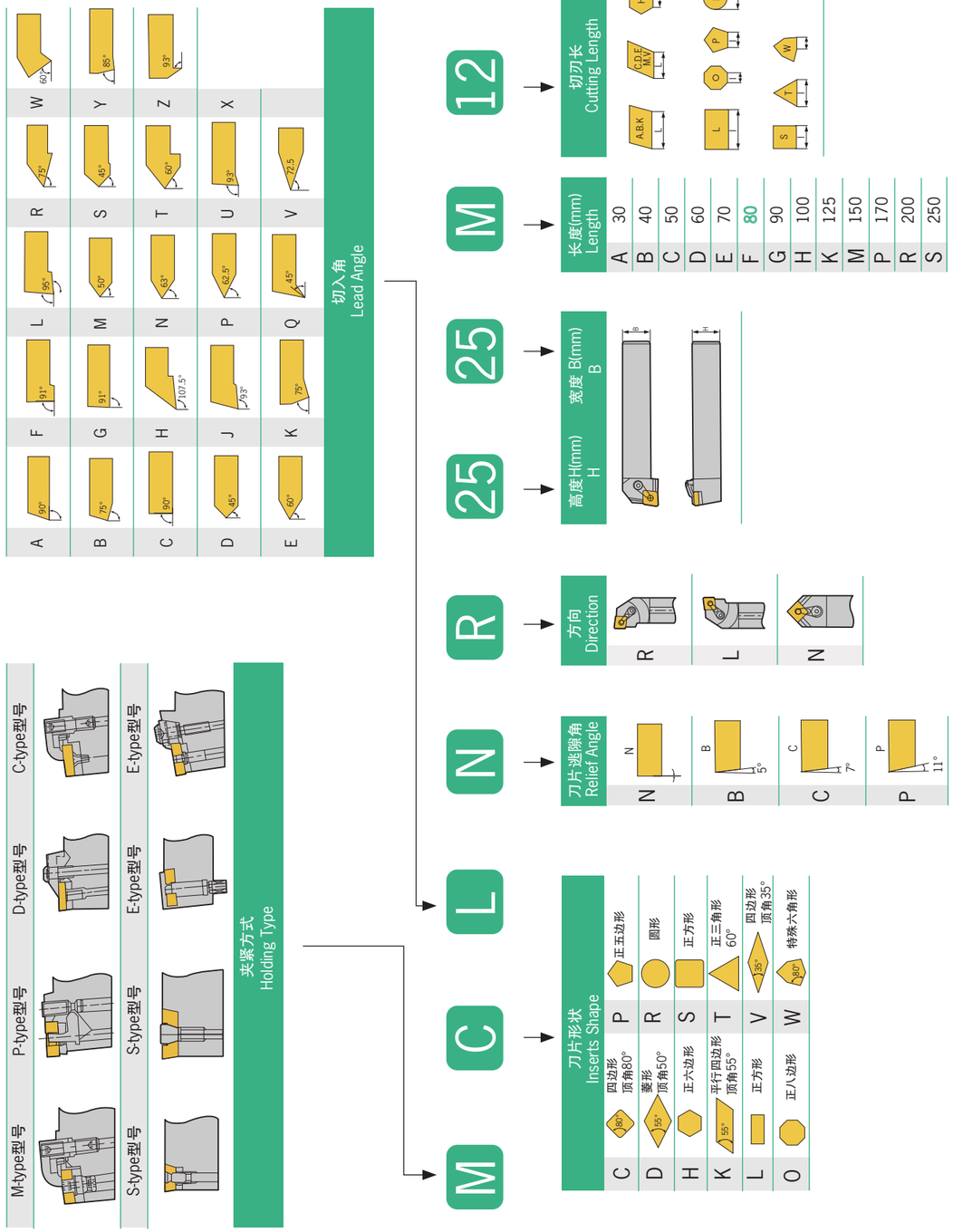

Threading Tools - Codes System
螺纹刀型号说明示范

S	E	R	2020	K	16	
锁紧方式 Holding Type	刀杆类型 Cutter Type	切削方向 Direction	刀柄尺寸 Size	长度mm Length	刀片尺寸 Size	
S螺丝 Screw-on	I内径 Interal	R右手	外径刀杆刀方 External 2020=20X20	F 80	L	B 带冷却液孔 With coolant hole
C压板 Clamp-on	E外径 External	L左手	内径刀杆直径 Internal 0020=直径dia20	H 100		C 硬质合金 Solid carbide
				K 125		V 立式 Verlical
				M 150		D 头部下降刀杆
				N 160		G 横向刀杆
				P 170		U U型刀杆
				Q 180		
				R 200		
				S 250		
				T 300		
				U 350		
				V 400		

Carbide End Mill - Codes System
整体硬质合金立铣刀型号说明示范

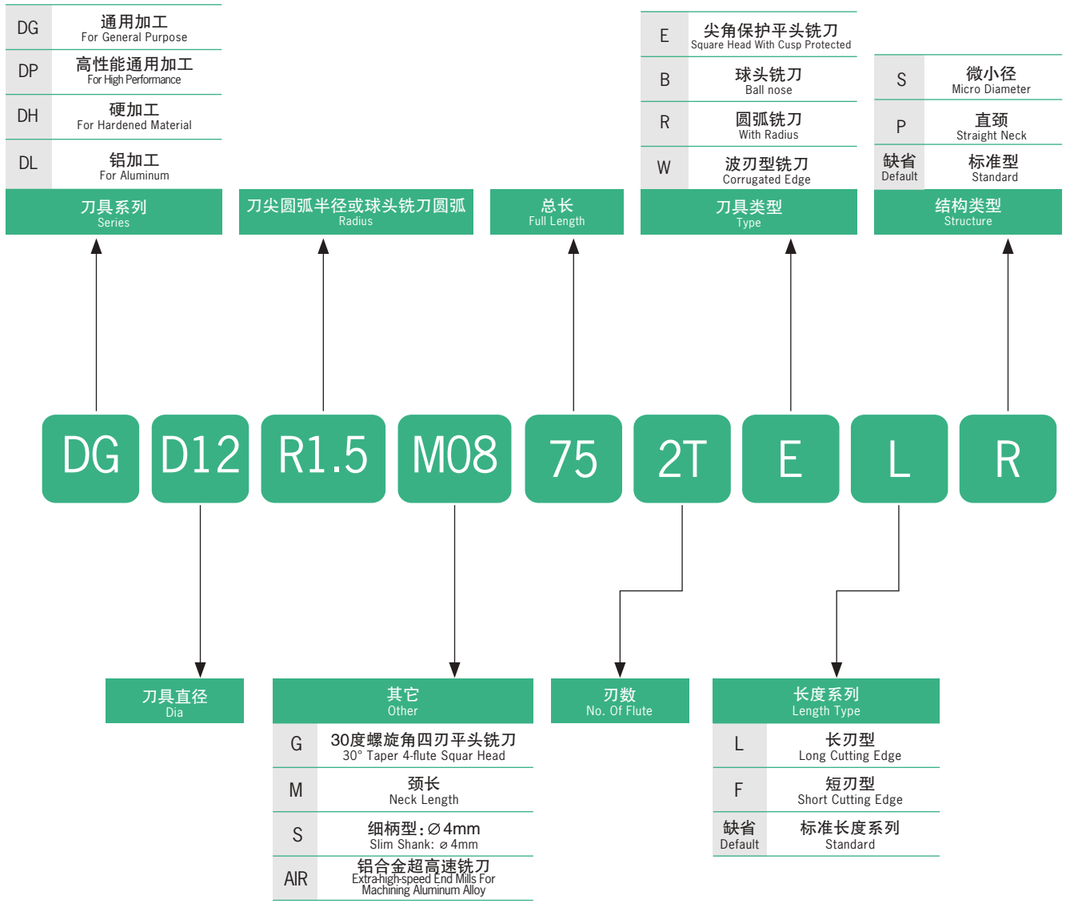

Cutting Speed / Power
切削速度和动力

切削速度

$$V = \frac{3.14 \times D \times N}{1000} \text{ (m/min)}$$

进给

$$F = F_Z \times Z \times N \text{ (mm/min)}$$

$$F_Z = \frac{F}{Z\ N} \text{ (mm/tooth)}$$

V:切削速度(m/min)　D:铣刀直径(mm)
N:转速(r.p.m)　F:工作台进给(mm/min)
Fz:每刃进给量(mm/tooth)　Z:刃数

所需动力

$$W = \frac{Q \times Ks}{60 \times 102 \times \eta} \text{ (Km)}$$

$$Hp = \frac{W}{0.75} \text{ (Km)}$$

$$Q = \frac{L \times F \times d}{1000} \text{ (Km)} = \frac{d \times f \times V \times L \times z}{3.14 \times D}$$

W:所需动力　HP:所需马力
Q:排出量　L:切削速度
F:工作台进给(mm/min)　d:切削深度(mm)
Ks:非切削阻拦　η:机械效率

Surface Roughness Formula
表面粗糙度的理论值Rmax的计算公式

$$Rmax = \frac{fn^2}{8r} \times 1000, \mu m$$

Rmax：残留面积高度, μ m
Vertical deviations of the roughness from the mean line

r：刀尖半径Insert Radius (mm)

fn：每转进给Feed Rate (mm/rev)

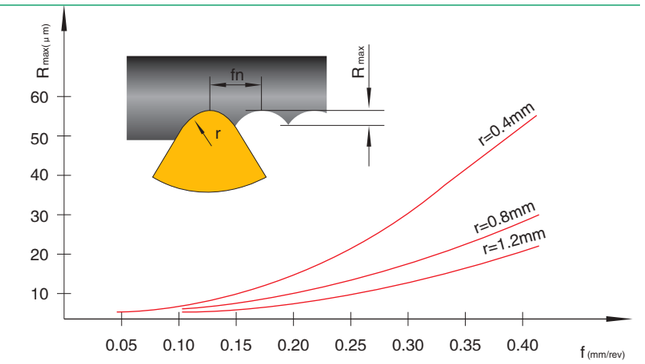

Table of Surface Roughness, Insert Radius & Feed Rate
表面粗糙度与刀尖半径，进给量的关系表

Rt	Ra	ISO1302	刀尖半径及进给量（mm/rev） Insert Radius (r) / Feed Rate (mm/rev) r=0.4	r=0.8	r=1.2	r=1.6
▽Rt100	12.5-25	25▽	-	0.51	0.69	0.88
▽Rt63	6.3-25	12.5▽	0.27	0.43	0.56	0.68
▽Rt40	4.9-6.3	6.3▽	0.25	0.37	0.49	0.57
▽Rt31.5	4.0-4.9		0.22	0.32	0.41	0.47
▽Rt25	2.5-4.0	3.2▽	0.20	0.28	0.36	0.39
▽Rt16	1.6-2.5		0.15	0.22	0.29	0.31
▽Rt10	1.0-1.6	1.6▽	0.10	0.13	0.18	0.20

Cutting Table For Taps (Straight Shank)
转速表与丝锥标准切削参数（带直槽丝锥）

D螺纹加工	加工材料 Work Piece							
	低碳钢（C≦0.20%）	中碳钢（0.25～C）铬钼钢（41xx钢）球墨铸铁（FCD）	高碳钢（0.45%≦C）合金工具钢（SKD)铜（Cu）	硬化钢（HRC25～45）	不锈钢（SUS）	铸钢（SC）	灰铸铁（FC）黄铜/黄铜铸件（C2xxx-CAC2xx）铝合金压铸件（ADC）	铝压材（Al)塑料（酚醛树脂、聚氯乙烯）
	标准切削速度 Cutting Speed							
	8～13m/min	7～12m/min	6～9m/min	3～5m/min	4～7m/min	6～11m/min	10～15m/min	10～20m/min
M 2	1270～2070	1110～1910	960～1430	480～800	640～1110	960～1750	1590～2390	1590～3180
M 2.2	1160～1880	1010～1740	870～1300	430～720	580～1010	870～1590	1450～2170	1450～2890
M 2.3	1110～1800	970～1660	830～1250	420～670	550～970	830～1520	1380～2080	1380～2770
M 2.5	1020～1660	890～1530	760～1150	380～640	510～890	760～1400	1270～1910	1270～2550
M 2.6	980～1590	860～1470	740～1100	370～610	490～860	740～1350	1220～1840	1220～3560
M 3	850～1380	740～1270	640～960	320～530	420～740	640～1170	1060～1590	1060～2120
M 3.5	730～1180	640～1090	550～820	270～460	360～640	550～1000	910～1360	910～1820
M 4	640～1040	560～960	480～720	240～400	320～560	480～880	800～1190	800～1590
M 4.5	570～920	500～850	420～640	210～350	280～500	420～780	710～1060	710～1420
M 5	510～830	450～760	380～570	190～320	260～450	380～700	640～960	640～1270
M 5.5	460～750	410～690	350～520	170～290	230～410	350～640	580～870	580～1160
M 6	420～390	370～640	320～480	160～270	210～370	320～580	530～800	530～1060
M 7	360～590	320～550	270～410	140～230	180～320	270～500	460～680	460～910
M 8	320～520	280～480	240～360	120～200	160～280	240～440	400～600	400～800
M 9	280～460	250～420	210～320	110～180	140～250	210～390	350～530	350～710
M 10	260～410	230～380	190～290	95～160	130～220	190～350	320～480	320～640
M 11	230～380	200～350	170～260	87～150	120～200	170～320	290～430	290～580
M 12	210～350	190～320	160～240	80～130	110～190	160～290	270～400	270～530
M 14	180～300	160～270	140～210	68～110	91～160	140～250	230～340	230～460
M 15	170～280	150～260	130～190	64～110	85～150	130～230	210～320	210～420
M 16	160～260	140～240	120～180	60～99	80～140	120～220	200～300	200～400
M 18	140～230	120～210	110～160	53～98	71～120	110～200	180～270	180～350
M 20	130～210	110～190	95～140	48～80	64～110	95～180	160～240	160～320
M 22	120～190	110～170	87～130	43～72	58～100	87～160	150～220	150～290
M 24	110～170	93～160	80～120	40～66	53～93	80～150	130～200	130～270
M 25	100～170	89～150	76～120	38～64	51～89	76～140	130～190	130～260
M 26	98～160	86～150	73～110	37～61	49～86	73～140	120～180	120～250
M 27	94～150	83～140	71～110	35～59	47～93	71～130	120～180	120～240
M 28	91～150	80～140	68～100	34～57	45～80	68～130	110～170	110～230
M 30	85～140	74～130	64～95	32～53	42～74	64～120	110～160	110～210
M 32	80～130	70～120	60～90	60～50	40～70	60～110	99～150	99～200

Cutting Table For Taps (Straight Shank)
转速表与丝锥标准切削参数（带直槽丝锥）

D螺纹加工	加工材料							
	低碳钢（C≦0.20%）	中碳钢（0.25～C）铬钼钢（41xx钢）球墨铸铁（FCD）	高碳钢（0.45%≦C）合金工具钢（SKD)铜（Cu）	硬化钢（HRC25～45）	不锈钢（SUS）	铸钢（SC）	灰铸铁（FC）黄铜/黄铜铸件（C2xxx-CAC2xx）铝合金压铸件（ADC）	铝压材（Al)塑料（酚醛树脂、聚氯乙烯）
	标准切削速度							
	8～13m/min	7～12m/min	6～9m/min	3～5m/min	4～7m/min	6～11m/min	10～15m/min	10～20m/min
M 33	77～130	68～120	58～87	29～48	39～68	58～110	96～150	96～190
M 35	73～120	64～110	55～82	27～45	36～64	55～100	91～140	91～180
M 36	71～120	61～110	53～80	27～44	35～62	53～98	88～130	88～180
M 38	67～110	59～100	50～75	25～42	34～59	50～92	84～130	84～170
M 39	65～110	57～98	49～73	24～41	33～57	49～90	82～120	82～160
M 40	64～100	56～95	48～72	24～40	32～56	48～88	80～120	80～160
M 42	61～99	53～91	45～68	23～38	30～53	45～83	76～110	76～150
M 45	57～92	50～85	42～64	21～35	28～50	42～78	71～110	71～140
M 48	53～86	46～80	40～60	20～33	27～46	40～73	66～99	66～130
M 50	51～83	45～76	38～57	19～32	25～45	38～70	64～95	64～130
M 52	50～80	43～73	37～55	18～31	24～43	37～67	61～92	61～120
M 55	46～75	41～69	35～52	17～29	23～41	35～64	58～87	58～120
M 56	45～74	40～68	34～51	17～28	23～40	34～63	57～85	57～110
M 58	44～71	38～66	33～50	16～27	22～38	33～60	55～82	55～110
M 60	42～69	37～64	32～48	16～27	21～37	32～58	53～80	53～110
M 62	41～67	36～62	31～46	15～26	21～36	31～56	51～77	51～100
M 64	40～65	35～60	30～45	15～25	20～35	30～55	50～75	50～99
M 65	39～64	34～59	29～44	15～24	20～34	30～54	50～73	50～98
M 68	37～61	33～56	28～42	14～23	19～33	28～51	47～70	47～94
M 70	36～59	32～55	27～41	14～23	18～32	27～50	45～68	45～91
M 72	35～57	31～53	27～40	13～22	18～31	27～49	44～66	44～88
M 75	34～55	30～51	25～38	13～21	17～30	25～47	42～64	42～85
M 76	34～54	29～50	25～38	13～21	17～29	25～46	42～63	42～84
M 78	33～53	29～49	24～37	12～20	16～29	24～45	41～61	41～82
M 80	32～52	28～48	24～36	12～20	16～28	24～44	40～60	40～80
M 82	31～50	27～47	23～35	12～19	16～27	23～42	39～58	39～78
M 85	30～49	26～45	22～34	11～19	15～26	22～41	37～56	37～75
M 90	28～46	25～42	21～32	11～18	14～25	21～39	35～53	35～71
M 95	27～44	23～40	20～30	10～17	13～23	20～37	34～50	34～67
M 100	25～41	22～38	19～29	10～16	13～22	19～35	32～48	32～64

Cutting Conditions - Boring
镗刀切削条件

被加工材料 Work Piece	镗孔直径 Dia	精加工 Finishing			粗加工作 Roughing		
		线速度 V(m/min)	进给 (mm/rev)	切削深度 (mm)	线速度 V(m/min)	进给 (mm/rev)	切削深度 (mm)
碳钢Carbon Steel (S45C,S50C)	25-33	110-140	0.05-0.15	0.05-0.30	100-130	0.15-0.25	4.2
	32-42	115-150	0.05-0.15	0.05-0.30	105-140	0.15-0.30	5.7
	40-55	115-150	0.05-0.15	0.06-0.35	105-150	0.15-0.30	5.7
	52-70	115-150	0.15-0.2	0.06-0.35	105-150	0.25-0.35	6.3
	120-164	115-150	0.15-0.2	0.07-0.50	105-150	0.30-0.40	6.3
	160-204	115-150	0.15-0.2	0.07-0.50	105-150	0.30-0.40	6.3
合金钢Alloy Steel (SCM,SNCM)	25-33	100-130	0.05-0.15	0.05-0.30	90-120	0.15-0.25	4.2
	32-42	110-140	0.05-0.15	0.05-0.30	100-130	0.15-0.30	5.7
	40-55	110-150	0.05-0.15	0.06-0.35	100-130	0.20-0.30	5.7
	52-70	110-150	0.15-0.2	0.06-0.35	100-130	0.25-0.35	6.3
	120-164	110-150	0.15-0.2	0.07-0.50	100-130	0.30-0.40	6.3
	160-204	110-150	0.15-0.2	0.07-0.50	100-130	0.30-0.40	6.3
不锈钢Stainless Steel (SUS)	25-33	70-100	0.07-0.15	0.12-0.35	60-90	0.12-0.20	4.2
	32-42	80-110	0.07-0.15	0.12-0.35	70-100	0.15-0.25	5.7
	40-55	80-110	0.07-0.15	0.20-0.50	70-100	0.15-0.25	5.7
	52-70	80-110	0.1-0.20	0.20-0.50	70-100	0.20-0.30	6.3
	120-164	80-110	0.1-0.20	0.25-0.75	70-100	0.25-0.35	6.3
	160-204	80-110	0.1-0.20	0.25-0.75	70-100	0.25-0.35	6.3
铸钢Cast Iron (FC)	25-33	70-100	0.07-0.15	0.12-0.35	60-110	0.20-0.30	4.2
	32-42	80-110	0.07-0.15	0.12-0.35	60-110	0.25-0.35	5.7
	40-55	80-110	0.07-0.15	0.20-0.50	60-110	0.25-0.35	5.7
	52-70	80-110	0.12-0.2	0.20-0.50	60-110	0.30-0.40	6.3
	120-164	80-110	0.12-0.2	0.25-0.75	60-110	0.30-0.45	6.3
	160-204	80-110	0.12-0.2	0.25-0.75	60-110	0.30-0.45	6.3
铝合金钢Aluminium Alloy (AC)	25-33	150-300	0.05-0.15	0.12-0.35	120-300	0.20-0.30	4.2
	32-42	150-360	0.10-0.20	0.12-0.35	150-370	0.25-0.35	5.7
	40-55	150-360	0.10-0.20	0.20-0.50	150-370	0.25-0.35	5.7
	52-70	150-360	0.10-0.20	0.20-0.50	150-370	0.30-0.40	6.3
	120-164	150-360	0.10-0.25	0.25-0.75	150-370	0.30-0.45	6.3
	160-204	150-360	0.10-0.25	0.25-0.75	150-370	0.30-0.45	6.3
特殊钢Special Steel (SKD61)	25-33	30-40	0.07-0.15	0.12-0.35	25-35	0.12-0.20	4.2
	32-42	40-45	0.07-0.15	0.12-0.35	30-40	0.15-0.25	5.7
	40-55	40-45	0.07-0.15	0.20-0.50	30-40	0.15-0.25	5.7
	52-70	40-45	0.10-0.2	0.20-0.50	30-40	0.20-0.30	6.3
	120-164	40-45	0.10-0.2	0.25-0.75	30-40	0.25-0.35	6.3
	160-204	40-45	0.10-0.2	0.25-0.75	30-40	0.25-0.35	6.3

Cutting Parameters - U-drills
快速钻头切削数据参考

快鑽直径 Diameter	材质 Material	转速 RPM	3D切削速度 3XD Feeding	4D切削速度 4XD Feeding
15-17	一般钢 Carbon Steel	2700-2400	Lathe f0.06-0.08 Machine F160-220	Lathe f0.05-0.07 Machine F130-160
18-20		2300-2100	Lathe f0.09-0.11 Machine F200-230	Lathe f0.07-0.09 Machine F160-190
21-23		2000-1900	Lathe f0.1-0.12 Machine F200-220	Lathe f0.09-0.11 Machine F180-200
24-26		1800-1700	Lathe f0.1-0.13 Machine F180-220	Lathe f0.1-0.12 Machine F180-210
27-29		1600-1500	Lathe f0.1-0.13 Machine F160-200	Lathe f0.1-0.12 Machine F160-180
30-32		1500-1400	Lathe f0.1-0.13 Machine F150-180	Lathe f0.1-0.12 Machine F140-170
33-35		1400-1300	Lathe f0.1-0.13 Machine F140-170	Lathe f0.1-0.12 Machine F130-160
36-38		1200-1100	Lathe f0.1-0.13 Machine F130-150	Lathe f0.1-0.12 Machine F120-150
39-41		1100-1000	Lathe f0.1-0.13 Machine F110-140	Lathe f0.1-0.12 Machine F110-130
42-44		950-900	Lathe f0.1-0.13 Machine F105-135	Lathe f0.1-0.12 Machine F95-120
45-47		900-850	Lathe f0.1-0.13 Machine F100-120	Lathe f0.1-0.12 Machine F90-110
48-50		850-800	Lathe f0.1-0.13 Machine F90-110	Lathe f0.1-0.12 Machine F85-105
51-53		800-750	Lathe f0.1-0.13 Machine F80-100	Lathe f0.1-0.12 Machine F80-100
54-56		750-700	Lathe f0.1-0.13 Machine F75-95	Lathe f0.1-0.12 Machine F75-95
57-60		700-650	Lathe f0.1-0.13 Machine F70-90	Lathe f0.1-0.12 Machine F70-90
61-63		650-600	Lathe f0.1-0.13 Machine F65-85	Lathe f0.1-0.12 Machine F65-85
64-66		600-550	Lathe f0.1-0.13 Machine F60-80	Lathe f0.1-0.12 Machine F60-80
67-70		550-500	Lathe f0.1-0.13 Machine F55-75	Lathe f0.1-0.12 Machine F55-75

注意事项 / Operating Instructions

■使用快速鑽头尽量由高压中心出水，以增加刀片寿命及排屑良好。
■使用CNC车床时刀具中心点及机械主轴中心尽量平行。
■CNC车床使用如须扩孔，刀片外刃必须和刀塔移动角度平行。
■随时注意刀片磨损状况，如有异声立即停止检查。

■Use the High speed Drill the best to drain water from the high pressure center to extending inserts life, and good for removing the metal chips .
■Using CNC Lathe the cutting center point with spindle center of Machine best to be parallel.
■If you need to expend hole when using CNC Lathe , the outer insert must parallel with the remove angle of cutter tower .
■The inserts have to be checked regularly for wear , and stop immediately once noise occurred.

HSK Tool Holder Specification - DIN69893
HSK柄详细图

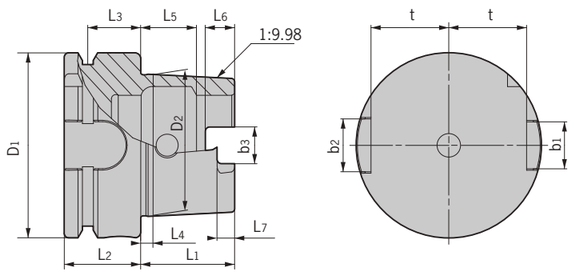

型号 Specification	D1	D2	L1	L2	L3	L4	L5	L6	L7	b1	b2	b3	t
HSK40A	40	30.007	20	20	16	4	11.42	6	3.5	11	9	8.05	17
HSK50A	50	38.009	25	26	18	5	14.13	7.5	4.5	14	12	10.54	21
HSK63A	63	48.010	32	26	18	6.3	18.13	10	6	18	16	12.5	26.5
HSK100A	100	75.013	50	29	20	10	28.56	15	10	22	20	20	44

BT Tool Holder Specification - JIS MAS403
BT柄详细图

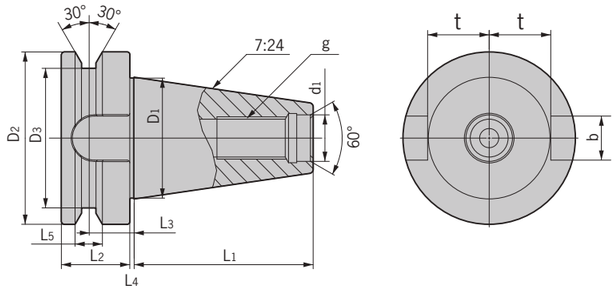

型号 Specification	D1	D2	D3	d1	L1	L2	L3	L4	L5	b	t	g
BT30	31.75	46	38	12.5	48.4	20	13.6	2	8	16.1	16.3	M12
BT40	44.45	63	53	17	65.4	25	16.6	2	10	16.1	22.6	M16
BT50	69.85	100	85	25	101.8	35	23.2	3	15	25.7	35.4	M24

SK Tool Holder Specification - DIN69871
SK柄详细图

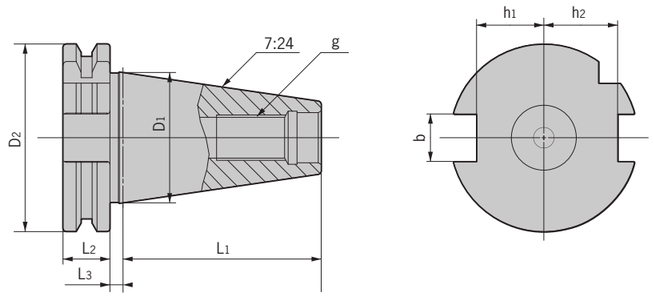

型号 Specification	D1	D2	L1	L2	L3	b	h1	h2	g
SK30	31.75	50	47.8	15.9	3.2	16.1	16.4	19	M12
SK40	44.45	63.55	68.4	15.9	3.2	16.1	22.8	25	M16
SK50	69.85	97.50	101.75	15.9	3.2	25.7	35.5	37.7	M24

CAT Tool Holder Specification - ANSI/AMSE B5.50
CAT柄详细图

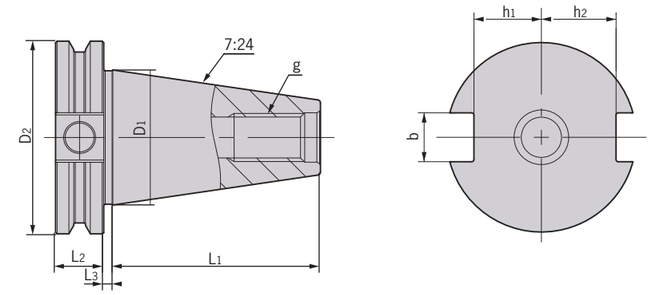

型号 Specification	D1	D2	L1	L2	L3	b	h1	h2	g
CAT30	31.75	46.02	47.63	15.88	3.18	16.38	16.26	18.67	1/2-13UNC
CAT40	44.45	63.5	68.25	15.88	3.18	16.38	22.61	25.02	5/8-11UNC
CAT50	69.85	98.42	101.6	15.88	3.18	25.91	35.31	37.72	1-8UNC

螺丝安装刀片说明

1.在刀片安装时，必须用螺丝防卡剂按常规涂到刀具本体螺孔的螺纹上。

2.在扭紧螺丝之前，应以手指压住后端以确保刀片的下表面和垫片相靠合。

3.刀片决不能靠紧固螺丝将它拖到位置上，这样会使它提升到错误的位置并使拧紧失效。

4.在拧紧螺丝时，建议采用我们的扳手或扭矩扳手以使螺丝不被拧坏并确保安装正确。

5.上述安装方法适用于所有用中心螺丝固定刀片的刀具上。

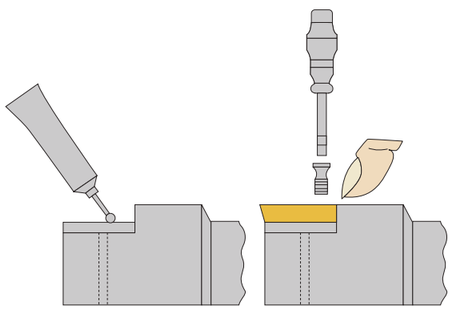

Installation Instructions Of Screw And Insert

1.Before assembling inserts, please oil the screw hole of tool holder with lubrication oil.

2.Make sure the insert and shim connects well before fastening.

3.Don't fit insert with screw only, or the insert will be misplaced, which will result in a bad fastening.

4.Suitable wrench is suggested.

5.The aforementioned assembling method is suitable for all the cutting tools with insert and screw.

注意事项/CAUTIONS

安装刀具，拆卸刀具时注意事项
Assembling / Disassembling Of Tooling

1. 请将刀柄牢固的固定在卸刀夹具上，然后再进行刀具的安装与拆卸操作。
   A locking device for tool holders is required.
2. 在安装刀具时请勿将手直接与刀刃接触，防止将手划伤。
   No Hand touch on the cutting edge.
3. 为了保证刀具的安全安装，请务必使用我公司提供的紧固扳手。
   Derek wrench is required.
4. 在将刀具安装上机床上时，请务必确认刀具上所有的紧固件已被锁紧。
   Fasten the tool holder properly before being used on machine.

加工时注意事项
Processing

1. 请勿接触旋转中的刀柄或刀具。
   No touch tools under working.
2. 加工时请穿戴防护服与目镜，防止飞溅的高温切屑的伤害。
   Wear protective clothing and safety glasses.
3. 加工时为了防止意外事故的发生，在刀具旋转时请勿打开机床的防护门。
   The protection door of machines shall be closed when it is under working.

刀具长期保养注意事项
Maintenance

1. 刀具长期不使用时，请将刀具从刀柄上拆卸下来，否则会导致刀柄的夹持力和夹持精度的下降及联接面的锈蚀。
   Please remove the cutting tools from tool holder when it is not used for a long time, otherwise the clamping force and precision of the tool holder will be declined and the connecting surface will be rusted.
2. 保存前请将刀具，刀柄上的切屑切削液清理干净，并进行适当的防锈处理，如涂覆防锈油等。
   Please clean cutting tools and tool holders before storing, and also perform rust-proof treatment properly.